

Rechenschaftsbericht des Rektors

„Uni in Zahlen“ 2016

Universität Bremen im März 2017

Impressum

Titel: Rechenschaftsbericht des Rektors
„Uni in Zahlen“ 2016
Herausgeber: Rektor der Universität Bremen
Redaktion: Ute Wohlers, Frauke Meyer
(Referat 05, Finanzcontrolling)
Kontakt: wohlers@uni-bremen.de
Druck: Zentraldruckerei der Universität Bremen
Vertrieb: Pressestelle der Universität Bremen
Bibliothekstraße
28359 Bremen
Auflage: 550

Bremen, März 2017

Inhaltsverzeichnis

| | | |
|------------|--|-----------|
| I. | Vorwort | 1 |
| II. | Daten für die Gesamtuniversität | 3 |
| A. | Studierende im laufenden Semester (WS 16/17) | 3 |
| 1. | Studierende Gesamt nach Köpfen | 3 |
| | a) Anzahl | 3 |
| | b) Studierende nach Fachbereichen | 4 |
| | c) Art der Hochschulzugangsberechtigung (HZB) | 6 |
| | d) regionale Herkunft | 6 |
| 2. | Studierende nach angestrebten Abschlussarten | 9 |
| | a) Abschlussarten im Zeitverlauf | 9 |
| | b) Abschlussarten nach Status im WS 16/17 | 10 |
| 3. | Fächermatrix: Kombination von Fächern | 12 |
| | a) Bachelor | 12 |
| | b) Master of Education | 15 |
| 4. | Gasthörer/-innen | 17 |
| 5. | Weiterbildungsstudierende und sonstige TeilnehmerInnen an Veranstaltungen der wissenschaftlichen Weiterbildung* 2016 | 18 |
| B. | Erbrachte Leistungen | 19 |
| 1. | Absolventen | 19 |
| | a) Absolventen im Prüfungsjahr 2016 nach Abschlussarten | 19 |
| | b) Entwicklung der Absolventenzahlen über die Jahre | 20 |
| 2. | Promotionen | 21 |
| | a) Promotionen im Prüfungsjahr 2016 nach Doktorgraden | 21 |
| | b) Promotionen im Prüfungsjahr 2016 nach Note | 22 |
| | c) Promotionen im Prüfungsjahr 2016 nach Alter | 22 |
| | d) Entwicklung der Promotionszahlen über die Jahre | 22 |
| 3. | Habilitationen | 24 |
| | a) Entwicklung der Habilitationszahlen über die Jahre | 24 |
| | b) Habilitationen nach Fachbereichen/Fachbereichsgruppen über die Jahre | 25 |
| C. | Eingesetzte Ressourcen | 27 |
| 1. | Personal 2016 | 27 |
| | a) Personal insgesamt (Köpfe) | 27 |
| | b) Personal insgesamt (Köpfe) im Zeitverlauf | 27 |
| | c) Personal insgesamt (Vollzeitäquivalente) | 28 |
| | d) Personal insgesamt (Vollzeitäquivalente) Refinanzierungen | 28 |
| | e) Personal insgesamt (Vollzeitäquivalente) im Zeitverlauf | 29 |
| | f) Wissenschaftlicher Mittelbau (Vollzeitäquivalente) | 30 |
| | g) Personal in Vollzeitäquivalenten nach Organisationseinheiten (nur Grundfin.) | 32 |
| | h) Personal in Vollzeitäquivalenten nach Organisationseinheiten (alle Finanzierungen) | 32 |

| | | |
|-------------|--|-----------|
| i) | <i>Personal in Vollzeitäquivalenten nach Organisationseinheiten und Geschlecht (alle Finanzierungen)</i> | 33 |
| j) | <i>Personal insgesamt (Köpfe) nach Alter</i> | 34 |
| k) | <i>Personal insgesamt (Köpfe) nach Alter im Zeitverlauf</i> | 34 |
| 2. | Hilfskräfte | 35 |
| a) | <i>Hilfskräfte insgesamt</i> | 35 |
| b) | <i>Hilfskräfte nach Staatsangehörigkeit</i> | 35 |
| c) | <i>Hilfskräfte nach Staatsangehörigkeit und Geschlecht</i> | 35 |
| d) | <i>Hilfskräfte nach Organisationseinheiten (Köpfe)</i> | 36 |
| e) | <i>Hilfskräfte nach Organisationseinheiten (Summe der Vertragsstunden)</i> | 36 |
| 3. | Finanzen | 37 |
| a) | <i>in 2016 zur Verfügung stehende Mittel</i> | 37 |
| b) | <i>Entwicklung der Gesamtausgaben</i> | 38 |
| c) | <i>Entwicklung der Drittmittelausgaben</i> | 39 |
| d) | <i>Entwicklung der Drittmittelausgaben nach Mittelgebern</i> | 39 |
| e) | <i>Entwicklung der Bewirtschaftungsausgaben</i> | 41 |
| D. | Internationale Verflechtungen der Universität Bremen | 43 |
| 1. | Vollstudierende mit ausländischer Staatsangehörigkeit im WS 16/17 | 43 |
| 2. | Ausländische Studierende gesamt im WS 16/17 | 44 |
| 3. | Partnerhochschulen | 45 |
| a) | Anzahl der bilateralen Erasmus Verträge mit europäischen Partnerhochschulen | 45 |
| b) | DozentInnen an Partnerhochschulen) | 46 |
| 4. | Studierende im europäischen Austauschprogramm ERASMUS | 46 |
| 5. | Studierendenmobilität: Austauschprogramme außerhalb Europas | 47 |
| 6. | Praktika im Rahmen von ERASMUS und Leonardo DaVinci | 48 |
| 7. | Austausch von Verwaltungsmitarbeitern im Rahmen von ERASMUS | 48 |
| E | Gleichstellung | 49 |
| 1. | Kaskadenmodell: weibl. Anteile auf den verschiedenen Qualifikationsstufen | 49 |
| 2. | Studierende/Promotionen/Personal: Anteile weiblich im Zeitverlauf | 52 |
| a) | <i>Studierende</i> | 52 |
| b) | <i>Promotionen</i> | 53 |
| c) | <i>Personal (Köpfe:) Weibliches Personal insgesamt (Köpfe in %) im Zeitverlauf</i> | 53 |
| d) | <i>Personal (VZÄ) Weibliches Personal insgesamt (VZÄ in %) im Zeitverlauf</i> | 54 |
| III. | Fachbereichsbezogene Daten | 57 |
| A. | Allgemeine Erläuterungen und Definitionen zu den folgenden Tabellen | 57 |
| 1. | Studienfälle nach Fachsemestern | 57 |
| 2. | Studienfälle nach Hochschulsesemestern | 57 |
| 3. | Studienfälle nach Status, Geschlecht und Staatsangehörigkeit | 57 |
| 4. | Studienfälle nach Alter | 58 |
| 5. | Studienfallentwicklung | 58 |
| 6. | Studienfallkohorten | 58 |
| 7. | Abschlussprüfungen im Prüfungsjahr | 58 |
| 8. | Absolventen: Studiendauer und Alter im Prüfungsjahr | 59 |
| 9. | Absolventen im Zeitverlauf | 59 |

| | |
|---|-----------|
| B. Fachbereich 01 | 61 |
| 1. Studienfälle nach Fachsemestern im WS 16/17 | 61 |
| 2. Studienfälle nach Hochschulsesemestern im WS 16/17 | 62 |
| 3. Studienfälle nach Status, Geschlecht und Staatsangehörigkeit im WS 16/17 | 63 |
| 4. Studienfälle nach Alter im WS 16/17 | 64 |
| 5. Studienfallentwicklung vom WS 08/09– WS 16/17 | 64 |
| a) Studienfälle insgesamt | 64 |
| b) Studienfälle im 1. Fachsemester | 66 |
| 6. Studienfallkohorten bis zum WS 14/15 | 67 |
| 7. Abschlussprüfungen im Prüfungsjahr 2016 (01.10.2015-30.09.2016) | 70 |
| 8. Absolventen: Studiendauer und Alter im Prüfungsjahr 2016 | 70 |
| 9. Absolventen im Zeitverlauf vom Prüfungsjahr 2008-2016 | 71 |
| | |
| C. Fachbereich 02 | 73 |
| 1. Studienfälle nach Fachsemestern im WS 16/17 | 73 |
| 2. Studienfälle nach Hochschulsesemestern im WS 16/17 | 74 |
| 3. Studienfälle nach Status, Geschlecht und Staatsangehörigkeit im WS 16/17 | 75 |
| 4. Studienfälle nach Alter im WS 16/17 | 76 |
| 5. Studienfallentwicklung vom WS 08/09– WS 16/17 | 77 |
| a) Studienfälle insgesamt | 77 |
| b) Studienfälle im 1. Fachsemester | 78 |
| 6. Studienfallkohorten bis zum WS 14/15 | 80 |
| 7. Abschlussprüfungen im Prüfungsjahr 2016 (01.10.2015-30.09.2016) | 84 |
| 8. Absolventen: Studiendauer und Alter im Prüfungsjahr 2016 | 84 |
| 9. Absolventen im Zeitverlauf vom Prüfungsjahr 2008-2016 | 85 |
| | |
| D. Fachbereich 03 | 87 |
| 1. Studienfälle nach Fachsemestern im WS 16/17 | 87 |
| 2. Studienfälle nach Hochschulsesemestern im WS 16/17 | 88 |
| 3. Studienfälle nach Status, Geschlecht und Staatsangehörigkeit im WS 16/17 | 89 |
| 4. Studienfälle nach Alter im WS 16/17 | 90 |
| 5. Studienfallentwicklung vom WS 08/09– WS 16/17 | 91 |
| a) Studienfälle insgesamt | 91 |
| b) Studienfälle im 1. Fachsemester | 93 |
| 6. Studienfallkohorten bis zum WS 14/15 | 95 |
| 7. Abschlussprüfungen im Prüfungsjahr 2016 (01.10.2015-30.09.2016) | 100 |
| 8. Absolventen: Studiendauer und Alter im Prüfungsjahr 2016 | 100 |
| 9. Absolventen im Zeitverlauf vom Prüfungsjahr 2008-2016 | 101 |

| | |
|---|------------|
| E. Fachbereich 04 | 103 |
| 1. Studienfälle nach Fachsemestern im WS 16/17 | 103 |
| 2. Studienfälle nach Hochschulsesemestern im WS 16/17 | 103 |
| 3. Studienfälle nach Status, Geschlecht und Staatsangehörigkeit im WS 16/17 | 104 |
| 4. Studienfälle nach Alter im WS 16/17 | 104 |
| 5. Studienfallentwicklung vom WS 08/09– WS 16/17 | 105 |
| a) <i>Studienfälle insgesamt</i> | 105 |
| b) <i>Studienfälle im 1. Fachsemester</i> | 106 |
| 6. Studienfallkohorten bis zum WS 14/15 | 107 |
| 7. Abschlussprüfungen im Prüfungsjahr 2016 (01.10.2015-30.09.2016) | 109 |
| 8. Absolventen: Studiendauer und Alter im Prüfungsjahr 2016 | 109 |
| 9. Absolventen im Zeitverlauf vom Prüfungsjahr 2008-2016 | 110 |
| F. Fachbereich 05 | 111 |
| 1. Studienfälle nach Fachsemestern im WS 16/17 | 111 |
| 2. Studienfälle nach Hochschulsesemestern im WS 16/17 | 111 |
| 3. Studienfälle nach Status, Geschlecht und Staatsangehörigkeit im WS 16/17 | 111 |
| 4. Studienfälle nach Alter im WS 16/17 | 112 |
| 5. Studienfallentwicklung vom WS 08/09– WS 16/17 | 112 |
| a) <i>Studienfälle insgesamt</i> | 112 |
| b) <i>Studienfälle im 1. Fachsemester</i> | 113 |
| 6. Studienfallkohorten bis zum WS 14/15 | 113 |
| 7. Abschlussprüfungen im Prüfungsjahr 2016 (01.10.2015-30.09.2016) | 114 |
| 8. Absolventen: Studiendauer und Alter im Prüfungsjahr 2016 | 115 |
| 9. Absolventen im Zeitverlauf vom Prüfungsjahr 2008-2016 | 115 |
| G. Fachbereich 06 | 117 |
| 1. Studienfälle nach Fachsemestern im WS 16/17 | 117 |
| 2. Studienfälle nach Hochschulsesemestern im WS 16/17 | 117 |
| 3. Studienfälle nach Status, Geschlecht und Staatsangehörigkeit im WS 16/17 | 117 |
| 4. Studienfälle nach Alter im WS 16/17 | 118 |
| 5. Studienfallentwicklung vom WS 08/09– WS 16/17 | 118 |
| a) <i>Studienfälle insgesamt</i> | 118 |
| b) <i>Studienfälle im 1. Fachsemester</i> | 119 |
| 6. Studienfallkohorten bis zum WS 14/15 | 119 |
| 7. Abschlussprüfungen im Prüfungsjahr 2016 (01.10.2015-30.09.2016) | 120 |
| 8. Absolventen: Studiendauer und Alter im Prüfungsjahr 2016 | 120 |
| 9. Absolventen im Zeitverlauf vom Prüfungsjahr 2008-2016 | 120 |

| | | |
|-----------|--|------------|
| H. | Fachbereich 07 | 123 |
| 1. | Studienfälle nach Fachsemestern im WS 16/17 | 123 |
| 2. | Studienfälle nach Hochschulse mestern im WS 16/17 | 123 |
| 3. | Studienfälle nach Status, Geschlecht und Staatsangehörigkeit im WS 16/17 | 124 |
| 4. | Studienfälle nach Alter im WS 16/17 | 125 |
| 5. | Studienfallentwicklung vom WS 08/09– WS 16/17 | 125 |
| | a) Studienfälle insgesamt | 125 |
| | b) Studienfälle im 1. Fachsemester | 127 |
| 6. | Studienfallkohorten bis zum WS 14/15 | 128 |
| 7. | Abschlussprüfungen im Prüfungsjahr 2016 (01.10.2015-30.09.2016) | 129 |
| 8. | Absolventen: Studiendauer und Alter im Prüfungsjahr 2016 | 129 |
| 9. | Absolventen im Zeitverlauf vom Prüfungsjahr 2008-2016 | 129 |
| I. | Fachbereich 08 | 131 |
| 1. | Studienfälle nach Fachsemestern im WS 16/17 | 131 |
| 2. | Studienfälle nach Hochschulse mestern im WS 16/17 | 132 |
| 3. | Studienfälle nach Status, Geschlecht und Staatsangehörigkeit im WS 16/17 | 133 |
| 4. | Studienfälle nach Alter im WS 16/17 | 135 |
| 5. | Studienfallentwicklung vom WS 08/09– WS 16/17 | 136 |
| | a) Studienfälle insgesamt | 136 |
| | b) Studienfälle im 1. Fachsemester | 138 |
| 6. | Studienfallkohorten bis zum WS 14/15 | 141 |
| 7. | Abschlussprüfungen im Prüfungsjahr 2016 (01.10.2015-30.09.2016) | 146 |
| 8. | Absolventen: Studiendauer und Alter im Prüfungsjahr 2016 | 147 |
| 9. | Absolventen im Zeitverlauf vom Prüfungsjahr 2008-2016 | 147 |
| J. | Fachbereich 09 | 151 |
| 1. | Studienfälle nach Fachsemestern im WS 16/17 | 151 |
| 2. | Studienfälle nach Hochschulse mestern im WS 16/17 | 152 |
| 3. | Studienfälle nach Status, Geschlecht und Staatsangehörigkeit im WS 16/17 | 154 |
| 4. | Studienfälle nach Alter im WS 16/17 | 156 |
| 5. | Studienfallentwicklung vom WS 08/09– WS 16/17 | 158 |
| | a) Studienfälle insgesamt | 158 |
| | b) Studienfälle im 1. Fachsemester | 161 |
| 6. | Studienfallkohorten bis zum WS 14/15 | 164 |
| 7. | Abschlussprüfungen im Prüfungsjahr 2016 (01.10.2015-30.09.2016) | 170 |
| 8. | Absolventen: Studiendauer und Alter im Prüfungsjahr 2016 | 172 |
| 9. | Absolventen im Zeitverlauf vom Prüfungsjahr 2008-2016 | 172 |

| | |
|---|------------|
| K. Fachbereich 10 | 175 |
| 1. Studienfälle nach Fachsemestern im WS 16/17 | 175 |
| 2. Studienfälle nach Hochschulesemestern im WS 16/17 | 176 |
| 3. Studienfälle nach Status, Geschlecht und Staatsangehörigkeit im WS 16/17 | 178 |
| 4. Studienfälle nach Alter im WS 16/17 | 180 |
| 5. Studienfallentwicklung vom WS 08/09– WS 16/17 | 182 |
| a) <i>Studienfälle insgesamt</i> | 182 |
| b) <i>Studienfälle im 1. Fachsemester</i> | 184 |
| 6. Studienfallkohorten bis zum WS 14/15 | 187 |
| 7. Abschlussprüfungen im Prüfungsjahr 2016 (01.10.2015-30.09.2016) | 194 |
| 8. Absolventen: Studiendauer und Alter im Prüfungsjahr 2016 | 195 |
| 9. Absolventen im Zeitverlauf vom Prüfungsjahr 2008-2016 | 196 |
| L. Fachbereich 11 | 199 |
| 1. Studienfälle nach Fachsemestern im WS 16/17 | 199 |
| 2. Studienfälle nach Hochschulesemestern im WS 16/17 | 199 |
| 3. Studienfälle nach Status, Geschlecht und Staatsangehörigkeit im WS 16/17 | 200 |
| 4. Studienfälle nach Alter im WS 16/17 | 201 |
| 5. Studienfallentwicklung vom WS 08/09– WS 16/17 | 202 |
| a) <i>Studienfälle insgesamt</i> | 202 |
| b) <i>Studienfälle im 1. Fachsemester</i> | 203 |
| 6. Studienfallkohorten bis zum WS 14/15 | 205 |
| 7. Abschlussprüfungen im Prüfungsjahr 2016 (01.10.2015-30.09.2016) | 207 |
| 8. Absolventen: Studiendauer und Alter im Prüfungsjahr 2016 | 207 |
| 9. Absolventen im Zeitverlauf vom Prüfungsjahr 2008-2016 | 207 |
| M. Fachbereich 12 | 209 |
| 1. Studienfälle nach Fachsemestern im WS 16/17 | 209 |
| 2. Studienfälle nach Hochschulesemestern im WS 16/17 | 209 |
| 3. Studienfälle nach Status, Geschlecht und Staatsangehörigkeit im WS 16/17 | 210 |
| 4. Studienfälle nach Alter im WS 16/17 | 211 |
| 5. Studienfallentwicklung vom WS 08/09– WS 16/17 | 212 |
| a) <i>Studienfälle insgesamt</i> | 212 |
| b) <i>Studienfälle im 1. Fachsemester</i> | 213 |
| 6. Studienfallkohorten bis zum WS 14/15 | 215 |
| 7. Abschlussprüfungen im Prüfungsjahr 2016 (01.10.2015-30.09.2016) | 217 |
| 8. Absolventen: Studiendauer und Alter im Prüfungsjahr 2016 | 218 |
| 9. Absolventen im Zeitverlauf vom Prüfungsjahr 2008-2016 | 218 |

IV. Abkürzungsverzeichnis 221

I. Vorwort

Hiermit lege ich dem Akademischen Senat und der interessierten Öffentlichkeit zum 22. Mal den statistischen Bericht „Uni in Zahlen“ für die Universität Bremen vor. Der Bericht ist zugleich Bestandteil des Staatskontraktes zwischen der Universität Bremen und der senatorischen Behörde.

Der Zahlenspiegel enthält Zahlen, Tabellen und Diagramme, mit denen die Struktur und die Entwicklung der Universität Bremen und ihre Leistungen im Jahr 2016 dargestellt werden.

„Uni in Zahlen“ ist gegliedert in zwei große Teile:

Im ersten Teil werden die Informationen und Daten für die Gesamtuniversität dargestellt. Der zweite Teil enthält die Einzeldarstellungen für jeden Fachbereich und detaillierte Informationen über die einzelnen Studiengänge.

Die zusammenfassende Darstellung der Universitätsentwicklung des letzten Jahres finden Sie wie bereits in den Vorjahren in einer gesonderten Veröffentlichung des Rektors, die nach der Befassung des Akademischen Senats mit dem Rechenschaftsbericht des Rektorats herausgegeben wird. Mit diesen beiden Berichten kommt der Rektor seiner Rechenschaftspflicht gem. §81 Abs.4 BremHG nach.

Ein Großteil der in diesem Bericht veröffentlichten Daten ist auch auf den Internetseiten der Universität unter <http://www.financecontrolling.uni-bremen.de/> zu finden.

Ich danke herzlich den Mitarbeiterinnen und Mitarbeitern, die zum Entstehen dieses Zahlenspiegels beigetragen haben.

Anregungen, Verbesserungsvorschläge und Fehlermeldungen nimmt das Referat 05 (Finanzcontrolling, Tel. 218---60201, e-mail: wohlers@uni-bremen.de) gerne entgegen.

Bremen, im März 2017



Prof. Dr. Bernd Scholz-Reiter
Rektor

II. Daten für die Gesamtuniversität

A. Studierende im laufenden Semester (WS 16/17)

1. Studierende Gesamt nach Köpfen

a) Anzahl

| G | Gesamt ohne Beurl. | Deutsche | | | Ausländ. Stud. | | | Beurlaubte | | | Gesamt incl. Beur. | dav. in RSZ |
|------------|--------------------|-------------|-------------|--------------|----------------|------------|-------------|------------|-----------|------------|--------------------|--------------|
| | | 1HS | 1 FS | Ges | 1HS | 1 FS | Ges | 1HS | 1 FS | Ges | | |
| M | 9509 | 1250 | 2245 | 8347 | 191 | 262 | 1162 | 1 | 16 | 184 | 9693 | 6908 |
| W | 9664 | 1404 | 2545 | 8651 | 161 | 225 | 1013 | 2 | 50 | 344 | 10008 | 7584 |
| Ges | 19173 | 2654 | 4790 | 16998 | 352 | 487 | 2175 | 3 | 66 | 528 | 19701 | 14492 |

Von den Gesamtstudierenden im WS 2016/17 an der Universität Bremen sind 51% Frauen; von den 1. Fachsemestern 53% und von den 1. Hochschulsemestern 52%.

| G | Fachsemester | | | | | | | | | | | | | | | Prom. | Ges |
|------------|--------------|------------|-------------|------------|-------------|------------|-------------|------------|------------|-----------|------------|-----------|------------|------------|-------------|--------------|-----|
| | 1 | 2 | 3 | 4 | 5 | 6 | 7 | 8 | 9 | 10 | 11 | 12 | 13-14 | >14 | | | |
| M | 2523 | 201 | 2077 | 212 | 1549 | 159 | 931 | 110 | 543 | 47 | 292 | 24 | 182 | 232 | 611 | 9693 | |
| W | 2820 | 146 | 2424 | 173 | 1931 | 127 | 868 | 103 | 396 | 47 | 201 | 33 | 110 | 112 | 517 | 10008 | |
| Ges | 5343 | 347 | 4501 | 385 | 3480 | 286 | 1799 | 213 | 939 | 94 | 493 | 57 | 292 | 344 | 1128 | 19701 | |
| HLS OL | 32 | | 26 | | 27 | 1 | 11 | | 2 | | 2 | | 1 | | | 102 | |
| Ges | 5375 | 347 | 4527 | 385 | 3507 | 287 | 1810 | 213 | 941 | 94 | 495 | 57 | 293 | 344 | 1128 | 19803 | |

Die Studierendenzahl an der Universität Bremen hat sich vom WS 1971/72 bis zum WS 2016/17 wie nachfolgend dargestellt entwickelt.

| | WS 71/72 | WS 80/81 | WS 90/91 | WS 00/01 | WS 11/12 | WS 12/13 | WS 13/14 | WS 14/15 | WS 15/16 | WS 16/17 |
|-------------------------------|----------|----------|----------|----------|----------|----------|----------|----------|----------|----------|
| M | k. A. | 4470 | 7894 | 8717 | 9312 | 9676 | 9543 | 9657 | 9629 | 9693 |
| W | k. A. | 3296 | 6463 | 9359 | 9812 | 9919 | 9691 | 9880 | 9992 | 10008 |
| Studierende ges. | 400 | 7766 | 14357 | 18076 | 19124 | 19595 | 19234 | 19537 | 19621 | 19701 |
| weibl. in % | | 42% | 45% | 52% | 51% | 51% | 50% | 51% | 51% | 51% |
| M | | | | 1624 | 2611 | 2874 | 2309 | 2375 | 2531 | 2523 |
| W | | | | 1961 | 2899 | 3092 | 2635 | 2813 | 3021 | 2820 |
| Studierende im 1. FS | | | | 3585 | 5510 | 5966 | 4944 | 5188 | 5552 | 5343 |
| weibl. in % | | | | 55% | 53% | 52% | 53% | 54% | 54% | 53% |
| M | | | | 932 | 1081 | 1067 | 1064 | 1082 | 1089 | 1189 |
| W | | | | 883 | 1150 | 1102 | 1073 | 1066 | 1071 | 1071 |
| Ausl. Studierende Ges. | | | | 1815 | 2231 | 2169 | 2137 | 2148 | 2160 | 2260 |
| weibl. in % | | | | 49% | 52% | 51% | 50% | 50% | 50% | 47% |

b) Studierende nach Fachbereichen

Im Folgenden sind die Studierenden des WS 16/17 nach Fachbereichen in Köpfen aufgeführt, entsprechend den Meldungen für die amtliche Statistik. Nicht enthalten sind in dieser Aufstellung die Studierenden, die mit dem Abschluss Zertifikat oder Promotion eingeschrieben sind.

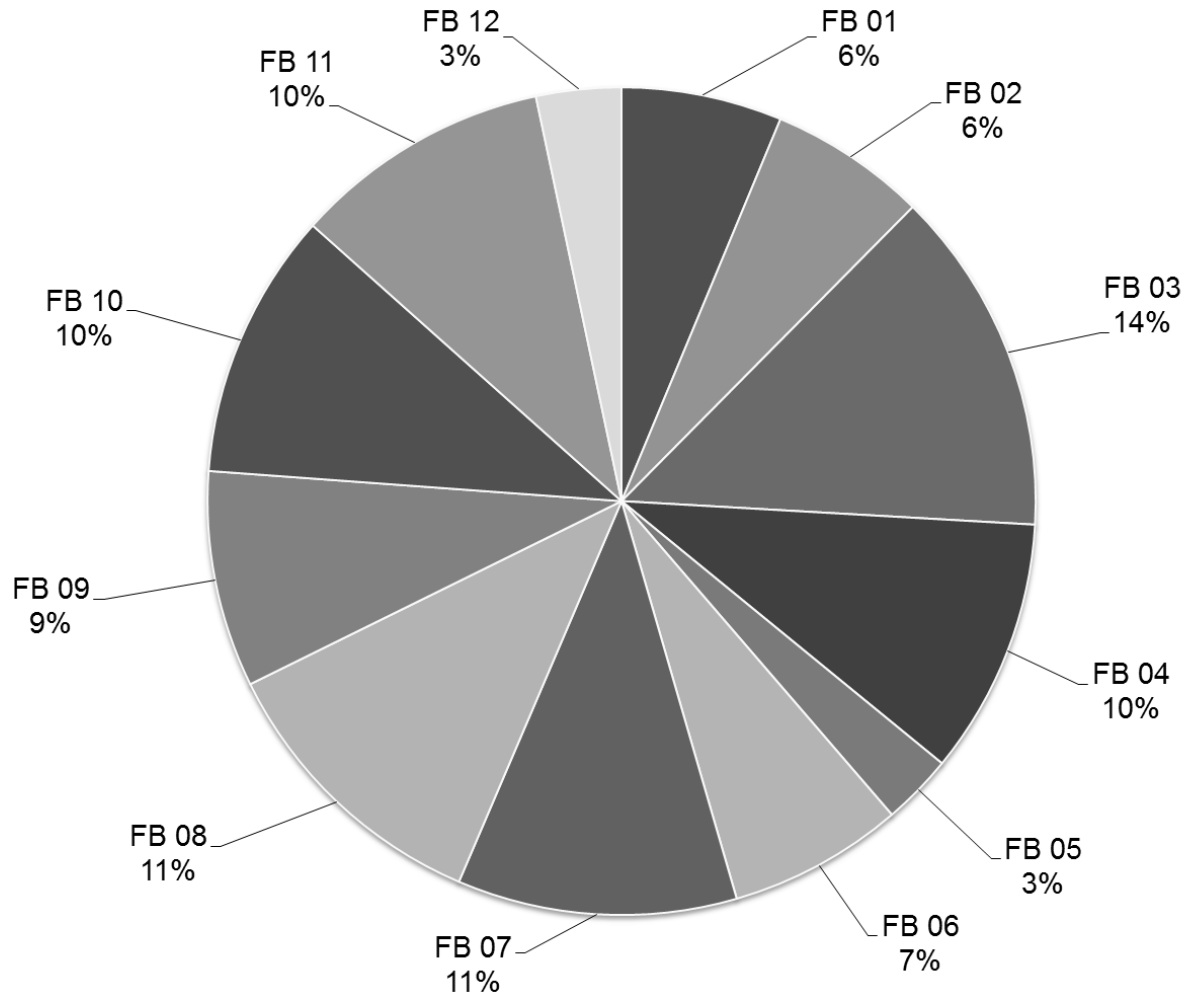
Die Auflistung nach Köpfen auf die einzelnen Fachbereiche ist nicht unproblematisch:

- die **Belastung des Fachbereichs 12**, der die Grundleistungen der Lehrerbildung erbringt, wird **vernachlässigt**, da nur das 1. Hauptfach gewertet wird.
- Bachelorstudierende werden voll in ihrem 1. Fach gezählt; dies führt zur Verzerrung der Belastung zuungunsten der 2. Hauptfächer bzw. der Nebenfächer.
- Studierende, die zwei Vollstudien absolvieren (Doppelstudierende), sind nur mit ihrem Erststudium gezählt.

Detailliertere Aufstellungen zu den einzelnen Fachbereichen können den Fachbereichsseiten (Abschnitt III) entnommen werden.

| Fachbereich | G | Gesamt ohne Beurl. | Deutsche | | | Ausländ. Stud. | | | Beurlaubte | | | Gesamt inkl. Beur. |
|----------------------|------------|-----------------------|-------------|-------------|--------------|----------------|------------|-------------|------------|------------|--------------|-----------------------|
| | | | 1HS | 1 FS | Ges | 1HS | 1 FS | Ges | 1HS | 1 FS | Ges | |
| FB 01 | M | 910 | 130 | 202 | 638 | 37 | 47 | 272 | 6 | 16 | 926 | |
| Physik/E-Technik | W | 220 | 32 | 64 | 147 | 10 | 16 | 73 | 1 | 8 | 228 | |
| | Ges | 1130 | 162 | 266 | 785 | 47 | 63 | 345 | 7 | 24 | 1154 | |
| FB 02 | M | 455 | 53 | 107 | 384 | 24 | 32 | 71 | 1 | 14 | 469 | |
| Biologie/Chemie | W | 645 | 99 | 183 | 531 | 38 | 42 | 114 | 5 | 17 | 662 | |
| | Ges | 1100 | 152 | 290 | 915 | 62 | 74 | 185 | 6 | 31 | 1131 | |
| FB 03 | M | 1710 | 256 | 429 | 1557 | 34 | 48 | 153 | 6 | 34 | 1744 | |
| Mathe/Informatik | W | 691 | 120 | 219 | 598 | 21 | 30 | 93 | 5 | 44 | 735 | |
| | Ges | 2401 | 376 | 648 | 2155 | 55 | 78 | 246 | 11 | 78 | 2479 | |
| FB 04 | M | 1475 | 190 | 363 | 1316 | 26 | 38 | 159 | 1 | 27 | 1502 | |
| Produktionstechnik | W | 332 | 40 | 72 | 279 | 10 | 12 | 53 | | 6 | 338 | |
| | Ges | 1807 | 230 | 435 | 1595 | 36 | 50 | 212 | 1 | 33 | 1840 | |
| FB 05 | M | 327 | 38 | 76 | 257 | 29 | 31 | 70 | | 1 | 328 | |
| Geowiss. | W | 179 | 30 | 54 | 156 | 10 | 12 | 23 | | 1 | 180 | |
| | Ges | 506 | 68 | 130 | 413 | 39 | 43 | 93 | | 2 | 508 | |
| FB 06 | M | 509 | 85 | 119 | 469 | 9 | 12 | 40 | | 14 | 523 | |
| Rechtswiss. | W | 712 | 137 | 177 | 646 | 9 | 14 | 66 | 2 | 23 | 735 | |
| | Ges | 1221 | 222 | 296 | 1115 | 18 | 26 | 106 | 2 | 37 | 1258 | |
| FB 07 | M | 1121 | 204 | 322 | 1056 | 15 | 22 | 65 | | 13 | 1134 | |
| Wirtschaftswiss. | W | 858 | 156 | 245 | 786 | 14 | 17 | 72 | | 17 | 875 | |
| | Ges | 1979 | 360 | 567 | 1842 | 29 | 39 | 137 | | 30 | 2009 | |
| FB 08 | M | 986 | 127 | 249 | 942 | 4 | 7 | 44 | | 20 | 1006 | |
| Sozialwiss. | W | 1037 | 181 | 287 | 958 | 11 | 17 | 79 | 2 | 32 | 1069 | |
| | Ges | 2023 | 308 | 536 | 1900 | 15 | 24 | 123 | 2 | 52 | 2075 | |
| FB 09 | M | 429 | 58 | 133 | 404 | 2 | 6 | 25 | | 11 | 440 | |
| Kulturwiss. | W | 1066 | 152 | 285 | 1008 | 11 | 16 | 58 | 2 | 47 | 1113 | |
| | Ges | 1495 | 210 | 418 | 1412 | 13 | 22 | 83 | 2 | 58 | 1553 | |
| FB 10 | M | 440 | 61 | 119 | 395 | 7 | 9 | 45 | 1 | 10 | 450 | |
| Sprach-u. Lit.wiss. | W | 1407 | 223 | 419 | 1285 | 17 | 29 | 122 | 11 | 61 | 1468 | |
| | Ges | 1847 | 284 | 538 | 1680 | 24 | 38 | 167 | 12 | 71 | 1918 | |
| FB 11 | M | 350 | 27 | 74 | 332 | 3 | 7 | 18 | | 12 | 362 | |
| Human-u. Ges.wiss. | W | 1430 | 183 | 372 | 1362 | 10 | 16 | 68 | 13 | 62 | 1492 | |
| | Ges | 1780 | 210 | 446 | 1694 | 13 | 23 | 86 | 13 | 74 | 1854 | |
| FB 12 | M | 143 | 11 | 38 | 136 | 1 | 3 | 7 | 1 | 7 | 150 | |
| Erz.u.Gesellsch.wiss | W | 438 | 26 | 124 | 413 | | 3 | 25 | 9 | 24 | 462 | |
| | Ges | 581 | 37 | 162 | 549 | 1 | 6 | 32 | 10 | 31 | 612 | |
| o.A. | M | 43 | 10 | 14 | 43 | | | | | 5 | 48 | |
| | W | 132 | 25 | 44 | 129 | | 1 | 3 | | 2 | 134 | |
| | Ges | 175 | 35 | 58 | 172 | | 1 | 3 | | 7 | 182 | |
| Uni gesamt | M | 8898 | 1250 | 2245 | 7929 | 191 | 262 | 969 | 16 | 184 | 9082 | |
| | W | 9147 | 1404 | 2545 | 8298 | 161 | 225 | 849 | 50 | 344 | 9491 | |
| | Ges | 18045 | 2654 | 4790 | 16227 | 352 | 487 | 1818 | 66 | 528 | 18573 | |

Das folgende Bild verdeutlicht die Größe der Fachbereiche gemessen in Anteilen der Studierendenzahlen an der Gesamtzahl der Universität Bremen. Dargestellt werden die Studierenden gesamt ohne Beurlaubte aus vorstehender Tabelle.



c) Art der Hochschulzugangsberechtigung (HZB)

| HZB-Art | M | W | Ges | in % |
|---------------------------|-------------|--------------|--------------|----------------|
| Gymnasium (allg. HSReife) | 6749 | 7344 | 14093 | 71,53% |
| Gesamtschule(allg. HR) | 594 | 711 | 1305 | 6,62% |
| Fachgymnasium(allg.HR) | 732 | 527 | 1259 | 6,39% |
| fachgeb.HSReife Ausland | 524 | 340 | 864 | 4,39% |
| allg. Hochschulreife Ausl | 311 | 356 | 667 | 3,39% |
| Kolleg(allg.HR) | 120 | 129 | 249 | 1,26% |
| Berufsoberschule(aHR) | 85 | 95 | 180 | 0,91% |
| Abendgymnasium(allg.HR) | 65 | 82 | 147 | 0,75% |
| sonst.Studienber.(fgHR) | 55 | 85 | 140 | 0,71% |
| Sonstige gesamt | 87 | 56 | 143 | 0,73% |
| Berufl.Qualifizierte AHR | 51 | 43 | 94 | 0,48% |
| Fachoberschule(FHR) | 59 | 22 | 81 | 0,41% |
| Sonstige HZB Allgemein | 35 | 46 | 81 | 0,41% |
| Allgem.HS-Reife ohne Ang. | 39 | 21 | 60 | 0,30% |
| Erw.d. HZB i.Ausld.,allg. | 23 | 29 | 52 | 0,26% |
| Abschl./Zwi.Prfg.FH (aHR) | 24 | 26 | 50 | 0,25% |
| Berufsoberschule(fgHR) | 25 | 15 | 40 | 0,20% |
| Studienkolleg (fgHR) | 17 | 18 | 35 | 0,18% |
| Kollegschule(allg. HR)NRW | 14 | 17 | 31 | 0,16% |
| Fachgymnasium(fgHR) | 15 | 9 | 24 | 0,12% |
| Fachg.HS-Reife ohne Ang. | 11 | 9 | 20 | 0,10% |
| Berufsfachschule(FHR) | 13 | 6 | 19 | 0,10% |
| Fachoberschule (fgHR) | 17 | 1 | 18 | 0,09% |
| keine Angabe | 12 | 6 | 18 | 0,09% |
| Gymnasium FH Reife | 6 | 11 | 17 | 0,09% |
| Fachoberschule (aHR) | 10 | 4 | 14 | 0,07% |
| Gesamtergebnis | 9693 | 10008 | 19701 | 100,00% |

| HZB-Art | M | W | Ges | in % |
|---------------------------|-----------|-----------|------------|--------------|
| Erw.d.HZB i.Ausld,fachg. | 8 | 5 | 13 | 0,07% |
| Fachgymnasium(FHR) | 11 | 2 | 13 | 0,07% |
| Studienkolleg(allg.HR) | 7 | 6 | 13 | 0,07% |
| Berufsoberschule (FHR) | 9 | 2 | 11 | 0,06% |
| sonstige Studienber.(FHR) | 7 | 3 | 10 | 0,05% |
| erw.Oberschule(allg. HR) | 2 | 6 | 8 | 0,04% |
| Berufl.Qual.FH Reife | 5 | 2 | 7 | 0,04% |
| EignPrfg.KunstHS(all.HR) | 4 | 2 | 6 | 0,03% |
| Master | 3 | 3 | 6 | 0,03% |
| Abschl/Zwischenp.(fgHR) | 5 | | 5 | 0,03% |
| Begabtenprüfung(allg. HR) | 1 | 4 | 5 | 0,03% |
| FH-Reife ohne Angaben | 4 | 1 | 5 | 0,03% |
| Berufl.Qualif.Fachbeb.HZB | 1 | 3 | 4 | 0,02% |
| Diplom | 3 | 1 | 4 | 0,02% |
| Kolleg Fachhochschulreife | 2 | 2 | 4 | 0,02% |
| Meister (allg. HR) | 3 | 1 | 4 | 0,02% |
| ausserh.d.BRD erw.FHR | 2 | 1 | 3 | 0,02% |
| Begabtenprüfg.(fgHR) | 1 | 2 | 3 | 0,02% |
| Gesamtschulabg.12.Schulj. | 1 | 2 | 3 | 0,02% |
| Kollegschule (FHR) NRW | 1 | 2 | 3 | 0,02% |
| ohne Angaben | 1 | 2 | 3 | 0,02% |
| Abendgymnasium(FHR) | 1 | 1 | 2 | 0,01% |
| Abschluss Fachschule | 2 | | 2 | 0,01% |
| Fachgeb.EigPrfg.KU-u.MUHO | | 2 | 2 | 0,01% |
| Studienkolleg (FHR) | 2 | | 2 | 0,01% |
| Eign.Prfg.KU-u.MUHO(FH) | 1 | | 1 | 0,01% |
| Fachakademie(FHR) | | 1 | 1 | 0,01% |
| Sonstige gesamt | 87 | 56 | 143 | 0,73% |

d) regionale Herkunft

Eine Aufgliederung der Studierenden nach dem Land des Erwerbs ihrer Hochschulzugangsberechtigung ergibt, dass % der Studierenden aus den Bundesländern Bremen (%) und Niedersachsen (%) stammen.

| Bundesland | M | W | Ges | in % |
|--|-------------|--------------|--------------|---------------|
| Baden-Württemberg | 185 | 191 | 376 | 1,91% |
| Bayern | 116 | 148 | 264 | 1,34% |
| Berlin | 70 | 130 | 200 | 1,02% |
| Brandenburg | 120 | 96 | 216 | 1,10% |
| Bremen | 3250 | 3059 | 6309 | 32,02% |
| Hamburg | 275 | 439 | 714 | 3,62% |
| Hessen | 124 | 195 | 319 | 1,62% |
| Mecklenburg-Vorpommern | 36 | 53 | 89 | 0,45% |
| Niedersachsen | 3663 | 3418 | 7081 | 35,94% |
| Nordrhein-Westfalen | 613 | 930 | 1543 | 7,83% |
| Rheinland-Pfalz | 74 | 95 | 169 | 0,86% |
| Saarland | 9 | 18 | 27 | 0,14% |
| Sachsen | 52 | 103 | 155 | 0,79% |
| Sachsen-Anhalt | 29 | 27 | 56 | 0,28% |
| Schleswig-Holstein | 305 | 385 | 690 | 3,50% |
| Thüringen | 29 | 53 | 82 | 0,42% |
| Ges ohne BA und ohne keine Angabe | 8950 | 9340 | 18290 | 92,84% |
| Bildungsausländer und keine Angabe | 743 | 668 | 1411 | 7,16% |
| Ges | 9693 | 10008 | 19701 | 100% |

Die Aufgliederung enthält alle Studierenden, nicht nur die mit deutscher Staatsangehörigkeit. Das bedeutet, dass in den Zahlen der Bundesländer auch ausländische Studierende mit deutscher Hochschulzugangsberechtigung (sog. Bildungsinländer) enthalten sind.

Nachfolgend sind die Länder Bremen und Niedersachsen noch detaillierter aufgeführt, um den Naheinzugsbereich der Universität Bremen transparenter zu machen.

Niedersachsen:

| Kreis | M | W | Ges | in % |
|--------------------------|-------------|-------------|-------------|----------------|
| Diepholz | 443 | 361 | 804 | 11,35% |
| Osterholz | 449 | 329 | 778 | 10,99% |
| Verden | 404 | 292 | 696 | 9,83% |
| Rotenburg (Wümme) | 299 | 245 | 544 | 7,68% |
| Delmenhorst | 243 | 208 | 451 | 6,37% |
| Hannover (Region) | 141 | 238 | 379 | 5,35% |
| Oldenburg (Stadt) | 159 | 176 | 335 | 4,73% |
| Cuxhaven | 173 | 154 | 327 | 4,62% |
| Oldenburg (Kreis) | 127 | 87 | 214 | 3,02% |
| Harburg | 97 | 113 | 210 | 2,97% |
| Aurich | 88 | 70 | 158 | 2,23% |
| Emsland | 78 | 76 | 154 | 2,17% |
| Nienburg (Weser) | 70 | 75 | 145 | 2,05% |
| Brake (Wesermarschkreis) | 76 | 60 | 136 | 1,92% |
| Vechta | 74 | 56 | 130 | 1,84% |
| Leer | 70 | 53 | 123 | 1,74% |
| Stade | 42 | 67 | 109 | 1,54% |
| Osnabrück (Stadt) | 50 | 51 | 101 | 1,43% |
| Cloppenburg | 51 | 46 | 97 | 1,37% |
| Lüneburg | 48 | 45 | 93 | 1,31% |
| Braunschweig | 36 | 56 | 92 | 1,30% |
| Göttingen | 29 | 56 | 85 | 1,20% |
| Hildesheim | 33 | 50 | 83 | 1,17% |
| Osnabrück (Kreis) | 38 | 44 | 82 | 1,16% |
| Wilhelmshaven | 35 | 43 | 78 | 1,10% |
| Ammerland | 33 | 44 | 77 | 1,09% |
| Celle | 39 | 38 | 77 | 1,09% |
| Emden | 37 | 31 | 68 | 0,96% |
| Friesland | 21 | 33 | 54 | 0,76% |
| Schaumburg | 24 | 30 | 54 | 0,76% |
| Wittmund | 21 | 24 | 45 | 0,64% |
| Hameln-Pyrmont | 17 | 21 | 38 | 0,54% |
| Grafschaft Bentheim | 18 | 14 | 32 | 0,45% |
| Peine | 15 | 17 | 32 | 0,45% |
| Goslar | 14 | 15 | 29 | 0,41% |
| Wolfsburg | 11 | 16 | 27 | 0,38% |
| Northeim | 11 | 15 | 26 | 0,37% |
| Uelzen | 13 | 12 | 25 | 0,35% |
| Gifhorn | 8 | 15 | 23 | 0,32% |
| Lüchow-Dannenberg | 11 | 8 | 19 | 0,27% |
| Osterode Harz | 5 | 11 | 16 | 0,23% |
| Wolfenbüttel | 3 | 7 | 10 | 0,14% |
| Helmstedt | 4 | 5 | 9 | 0,13% |
| Salzgitter | 2 | 7 | 9 | 0,13% |
| Soltau-Fallingb.ostel | 1 | 3 | 4 | 0,06% |
| Holzminen | 2 | 1 | 3 | 0,04% |
| Ges | 3663 | 3418 | 7081 | 100,00% |

Bremen:

| Kreis | M | W | Ges | in % |
|-------------|-------------|-------------|-------------|----------------|
| Bremen | 2843 | 2612 | 5455 | 86,46% |
| Bremerhaven | 407 | 447 | 854 | 13,54% |
| Ges | 3250 | 3059 | 6309 | 100,00% |

Grafische Darstellung:



2. Studierende nach angestrebten Abschlussarten

In den nachfolgenden Zahlen sind im Unterschied zu den Zahlen der Studierenden nach Köpfen (siehe vorhergehende Seiten) auch die Doppelstudierenden, d.h. die Studierenden, die mehr als einen Abschluß anstreben, enthalten. Insofern weichen die Gesamtzahlen voneinander ab.

a) *Abschlußarten im Zeitverlauf*

| Abschluss | | Studierende nach Abschlüssen | | | | | | | | | | | | | | | |
|-------------------------|------------|------------------------------|-------------|-------------|-------------|-------------|-------------|-------------|-------------|-------------|-------------|-------------|-------------|-------------|-------------|-------------|------|
| | | G | WS 12/13 | | | WS 13/14 | | | WS 14/15 | | | WS 15/16 | | | WS 16/17 | | |
| | | | Ges | 1.FS | 1.HS | Ges | 1.FS | 1.HS | Ges | 1.FS | 1.HS | Ges | 1.FS | 1.HS | Ges | 1.FS | 1.HS |
| BA Bildungsw. Prim/Ele | M | 73 | 44 | 25 | 98 | 39 | 26 | 103 | 29 | 15 | 103 | 33 | 18 | 120 | 45 | 24 | |
| BA Bildungsw. Prim/Ele | W | 358 | 216 | 167 | 474 | 140 | 94 | 488 | 140 | 100 | 453 | 147 | 111 | 452 | 160 | 116 | |
| | Ges | 431 | 260 | 192 | 572 | 179 | 120 | 591 | 169 | 115 | 556 | 180 | 129 | 572 | 205 | 140 | |
| BA Fachwis. mit Profilb | M | 457 | 310 | 204 | 485 | 123 | 80 | 514 | 132 | 86 | 562 | 149 | 88 | 570 | 170 | 107 | |
| BA Fachwis. mit Profilb | W | 872 | 548 | 409 | 1034 | 358 | 254 | 1229 | 402 | 292 | 1397 | 442 | 334 | 1392 | 416 | 302 | |
| | Ges | 1329 | 858 | 613 | 1519 | 481 | 334 | 1743 | 534 | 378 | 1959 | 591 | 422 | 1962 | 586 | 409 | |
| BA LA Opt. Gym/Obersch. | M | 244 | 119 | 75 | 295 | 82 | 52 | 370 | 120 | 71 | 427 | 123 | 70 | 420 | 115 | 75 | |
| BA LA Opt. Gym/Obersch. | W | 403 | 209 | 154 | 565 | 195 | 133 | 674 | 223 | 152 | 772 | 272 | 188 | 813 | 260 | 180 | |
| | Ges | 647 | 328 | 229 | 860 | 277 | 185 | 1044 | 343 | 223 | 1199 | 395 | 258 | 1233 | 375 | 255 | |
| Bachelor | M | 5118 | 1708 | 1324 | 5086 | 1407 | 1051 | 5098 | 1396 | 1031 | 5061 | 1457 | 1063 | 4999 | 1424 | 1070 | |
| Bachelor | W | 4081 | 1121 | 797 | 3661 | 929 | 693 | 3485 | 1037 | 762 | 3370 | 1054 | 780 | 3355 | 1029 | 769 | |
| | Ges | 9199 | 2829 | 2121 | 8747 | 2336 | 1744 | 8583 | 2433 | 1793 | 8431 | 2511 | 1843 | 8354 | 2453 | 1839 | |
| dav. Gymlehramt | M | 205 | | | 111 | | | 63 | | | | | | | | | |
| dav. Gymlehramt | W | 328 | | | 151 | | | 78 | | | | | | | | | |
| | Ges | 533 | | | 262 | | | 141 | | | | | | | | | |
| B.A. FBW | M | 103 | | | 48 | | | 26 | | | | | | | | | |
| B.A. FBW | W | 316 | | | 118 | | | 61 | | | | | | | | | |
| | Ges | 419 | | | 166 | | | 87 | | | | | | | | | |
| Master | M | 1603 | 508 | 53 | 1772 | 477 | 49 | 1921 | 493 | 52 | 2010 | 533 | 53 | 2121 | 576 | 74 | |
| Master | W | 1831 | 610 | 52 | 1955 | 598 | 52 | 2063 | 649 | 47 | 2048 | 597 | 52 | 2041 | 565 | 56 | |
| | Ges | 3434 | 1118 | 105 | 3727 | 1075 | 101 | 3984 | 1142 | 99 | 4058 | 1130 | 105 | 4162 | 1141 | 130 | |
| Master Education neu | M | | | | | | | 50 | 50 | | 139 | 73 | | 203 | 67 | | |
| Master Education neu | W | | | | | | | 166 | 166 | | 425 | 247 | | 571 | 206 | | |
| | Ges | | | | | | | 216 | 216 | | 564 | 320 | | 774 | 273 | | |
| Master Education | M | 235 | 92 | | 257 | 91 | | 229 | 39 | | 153 | 17 | | 92 | 2 | | |
| Master Education | W | 573 | 249 | | 675 | 293 | | 553 | 73 | | 332 | 44 | | 168 | 10 | | |
| | Ges | 808 | 341 | | 932 | 384 | | 782 | 112 | | 485 | 61 | | 260 | 12 | | |
| Staatsex. | M | 498 | 100 | 76 | 454 | 91 | 72 | 467 | 117 | 83 | 508 | 151 | 108 | 511 | 125 | 93 | |
| Staatsex. | W | 639 | 141 | 115 | 606 | 122 | 96 | 605 | 124 | 106 | 686 | 218 | 194 | 708 | 181 | 144 | |
| | Ges | 1137 | 241 | 191 | 1060 | 213 | 168 | 1072 | 241 | 189 | 1194 | 369 | 302 | 1219 | 306 | 237 | |
| Promotion | M | 679 | | | 635 | | | 612 | | | 593 | | | 611 | | | |
| Promotion | W | 566 | | | 541 | | | 529 | | | 502 | | | 517 | | | |
| | Ges | 1245 | | | 1176 | | | 1141 | | | 1095 | | | 1128 | | | |
| Diplom | M | 693 | | | 441 | | | 295 | | | | | | | | | |
| Diplom | W | 282 | | | 70 | | | 33 | | | | | | | | | |
| | Ges | 975 | | | 511 | | | 328 | | | | | | | | | |

b) Abschlussarten nach Status im WS 16/17

| Abschluß | G | Deutsche Studierende | | | | | | | Ausländische Studierende | | | | | | | Ges. mit BeurI |
|------------------------------|------------|----------------------|------------|--------------|-----------|-------------|------------|-------------|--------------------------|-----------|---------------|----------|------------|------------|------------|----------------|
| | | Rückmeld. Fortg | 1 FS | Neuein. 1 FS | Fortg | Erst-ein. | Beur-laubt | Ges. | Rückmeld. Fortg | 1 FS | Neuein. 1. FS | Fortg | Erst-ein. | Beur-laubt | Ges. | |
| BA Bildungswiss. Prim/Ele | M | 73 | 5 | 16 | | 23 | 1 | 118 | 1 | | | | 1 | | 2 | 120 |
| BA Bildungswiss. Prim/Ele | W | 268 | 16 | 24 | 1 | 110 | 7 | 426 | 13 | 3 | 1 | | 6 | 3 | 26 | 452 |
| | Ges | 341 | 21 | 40 | 1 | 133 | 8 | 544 | 14 | 3 | 1 | | 7 | 3 | 28 | 572 |
| BA Fachwis. mit Profilb | M | 367 | 23 | 35 | 3 | 101 | 11 | 540 | 19 | 2 | 3 | | 6 | | 30 | 570 |
| BA Fachwis. mit Profilb | W | 874 | 26 | 83 | 12 | 288 | 34 | 1317 | 53 | 2 | 3 | | 14 | 3 | 75 | 1392 |
| | Ges | 1241 | 49 | 118 | 15 | 389 | 45 | 1857 | 72 | 4 | 6 | | 20 | 3 | 105 | 1962 |
| BA Lehramtsopt. Gym/Obersch. | M | 272 | 15 | 21 | 2 | 69 | 6 | 385 | 24 | 2 | 2 | | 6 | 1 | 35 | 420 |
| BA Lehramtsopt. Gym/Obersch. | W | 481 | 31 | 42 | 8 | 163 | 9 | 734 | 50 | 1 | 6 | 1 | 17 | 4 | 79 | 813 |
| | Ges | 753 | 46 | 63 | 10 | 232 | 15 | 1119 | 74 | 3 | 8 | 1 | 23 | 5 | 114 | 1233 |
| Bachelor | M | 3235 | 110 | 218 | 31 | 970 | 49 | 4613 | 249 | 13 | 14 | 3 | 99 | 8 | 386 | 4999 |
| Bachelor | W | 2022 | 79 | 165 | 19 | 705 | 56 | 3046 | 213 | 6 | 10 | 2 | 64 | 14 | 309 | 3355 |
| | Ges | 5257 | 189 | 383 | 50 | 1675 | 105 | 7659 | 462 | 19 | 24 | 5 | 163 | 22 | 695 | 8354 |
| Master | M | 1117 | 5 | 463 | 5 | 1 | 42 | 1633 | 366 | 2 | 33 | 3 | 72 | 12 | 488 | 2121 |
| Master | W | 1148 | 7 | 467 | 5 | 2 | 91 | 1720 | 216 | | 35 | | 54 | 16 | 321 | 2041 |
| | Ges | 2265 | 12 | 930 | 10 | 3 | 133 | 3353 | 582 | 2 | 68 | 3 | 126 | 28 | 809 | 4162 |
| Master Education | M | 199 | 13 | 55 | 2 | | 17 | 286 | 7 | | 1 | | | 1 | 9 | 295 |
| Master Education | W | 456 | 99 | 115 | 1 | | 32 | 703 | 30 | 1 | 1 | | | 4 | 36 | 739 |
| | Ges | 655 | 112 | 170 | 3 | | 49 | 989 | 37 | 1 | 2 | | | 5 | 45 | 1034 |
| Master Education (alt) | M | 71 | 1 | 1 | | | 14 | 87 | 5 | | | | | | 5 | 92 |
| Master Education (alt) | W | 120 | 1 | 8 | | | 23 | 152 | 11 | | 1 | | | 4 | 16 | 168 |
| | Ges | 191 | 2 | 9 | | | 37 | 239 | 16 | | 1 | | | 4 | 21 | 260 |
| Staatsex. | M | 341 | 6 | 25 | 3 | 85 | 13 | 473 | 28 | | 1 | | 8 | 1 | 38 | 511 |
| Staatsex. | W | 454 | 10 | 23 | 7 | 137 | 17 | 648 | 45 | 2 | 2 | | 7 | 4 | 60 | 708 |
| | Ges | 795 | 16 | 48 | 10 | 222 | 30 | 1121 | 73 | 2 | 3 | | 15 | 5 | 98 | 1219 |
| Promotion | M | | | | | | | 418 | | | | | | | 193 | 611 |
| Promotion | W | | | | | | | 353 | | | | | | | 164 | 517 |
| | Ges | | | | | | | 771 | | | | | | | 357 | 1128 |
| Diplom | M | 46 | | | 1 | | 5 | 52 | 10 | | | | | 1 | 11 | 63 |
| Diplom | W | | | | | | | | 1 | | | | | 1 | 2 | 2 |
| | Ges | 46 | | | 1 | | 5 | 52 | 11 | | | | | 2 | 13 | 65 |
| Magister | M | 1 | | | | | | 1 | | | | | | | | 1 |
| Magister | W | 1 | | | | | | 1 | | | | | | | | 1 |
| | Ges | 2 | | | | | | 2 | | | | | | | | 2 |

Die nachfolgende Tabelle weist die oben zusammengefassten Abschlüsse Master Education detaillierter aus.

| Abschluß | G | Deutsche Studierende | | | | | | | Ausländische Studierende | | | | | | | Ges. mit Beurl |
|-------------------------------|---|----------------------|------------|--------------|----------|-----------|------------|------------|--------------------------|----------|---------------|-------|-----------|------------|-----------|----------------|
| | | Rückmeld. Fortg | 1 FS | Neuein. 1 FS | Fortg | Erst-ein. | Beur-laubt | Ges. | Rückmeld. Fortg | 1 FS | Neuein. 1. FS | Fortg | Erst-ein. | Beur-laubt | Ges. | |
| M.Ed.ber. Schulen | M | 47 | | 12 | 1 | | 1 | 61 | 1 | | 1 | | | 1 | 3 | 64 |
| M.Ed.ber. Schulen | W | 9 | | 2 | | | | 11 | 1 | | | | | | 1 | 12 |
| Ges | | 56 | | 14 | 1 | | 1 | 72 | 2 | | 1 | | | 1 | 4 | 76 |
| M.Ed.Grundschule | M | 11 | 2 | | | | | 13 | | | | | | | | 13 |
| M.Ed.Grundschule | W | 70 | 33 | 11 | | | 2 | 116 | 4 | 1 | | | | | 5 | 121 |
| Ges | | 81 | 35 | 11 | | | 2 | 129 | 4 | 1 | | | | | 5 | 134 |
| M.Ed.Inkl.Päd/Sonderpäd | M | 12 | 8 | | | | 1 | 21 | 1 | | | | | | 1 | 22 |
| M.Ed.Inkl.Päd/Sonderpäd | W | 113 | 49 | 5 | | | 1 | 168 | 8 | | | | | | 8 | 176 |
| Ges | | 125 | 57 | 5 | | | 2 | 189 | 9 | | | | | | 9 | 198 |
| M.Ed.Gymnasium/Oberschule | M | 58 | 2 | 42 | 1 | | 1 | 104 | | | | | | | | 104 |
| M.Ed.Gymnasium/Oberschule | W | 144 | 16 | 89 | 1 | | 6 | 256 | 6 | | | | | | 6 | 262 |
| Ges | | 202 | 18 | 131 | 2 | | 7 | 360 | 6 | | | | | | 6 | 366 |
| Master Education | M | 199 | 13 | 55 | 2 | | 17 | 286 | 7 | | 1 | | | 1 | 9 | 295 |
| Master Education | W | 456 | 99 | 115 | 1 | | 32 | 703 | 30 | 1 | 1 | | | 4 | 36 | 739 |
| Ges | | 655 | 112 | 170 | 3 | | 49 | 989 | 37 | 1 | 2 | | | 5 | 45 | 1034 |
| M.Ed.berufliche Schulen alt | M | 7 | 1 | | | | 5 | 13 | | | | | | | | 13 |
| M.Ed.berufliche Schulen alt | W | 3 | | | | | | 3 | | | | | | 2 | 2 | 5 |
| Ges | | 10 | 1 | | | | 5 | 16 | | | | | | 2 | 2 | 18 |
| M.Ed.Grundschule alt | M | 4 | | | | | 1 | 5 | | | | | | | | 5 |
| M.Ed.Grundschule alt | W | 20 | | 3 | | | 5 | 28 | 2 | | | | | 1 | 3 | 31 |
| Ges | | 24 | | 3 | | | 6 | 33 | 2 | | | | | 1 | 3 | 36 |
| M.Ed.Gymnasium alt | M | 48 | | 1 | | | 8 | 57 | 4 | | | | | | 4 | 61 |
| M.Ed.Gymnasium alt | W | 81 | | 4 | | | 12 | 97 | 7 | | 1 | | | 1 | 9 | 106 |
| Ges | | 129 | | 5 | | | 20 | 154 | 11 | | 1 | | | 1 | 13 | 167 |
| M.Ed.Sekundarschule alt | M | 7 | | | | | | 7 | | | | | | | | 7 |
| M.Ed.Sekundarschule alt | W | 5 | 1 | 1 | | | 4 | 11 | 2 | | | | | | 2 | 13 |
| Ges | | 12 | 1 | 1 | | | 4 | 18 | 2 | | | | | | 2 | 20 |
| M.Ed.Sonderpäd./Inkl.Päd. Alt | M | 5 | | | | | | 5 | 1 | | | | | | 1 | 6 |
| M.Ed.Sonderpäd./Inkl.Päd. Alt | W | 11 | | | | | 2 | 13 | | | | | | | | 13 |
| Ges | | 16 | | | | | 2 | 18 | 1 | | | | | | 1 | 19 |
| Master Education (alt) | M | 71 | 1 | 1 | | | 14 | 87 | 5 | | | | | | 5 | 92 |
| Master Education (alt) | W | 120 | 1 | 8 | | | 23 | 152 | 11 | | 1 | | | 4 | 16 | 168 |
| Ges | | 191 | 2 | 9 | | | 37 | 239 | 16 | | 1 | | | 4 | 21 | 260 |

3. Fächermatrix: Kombination von Fächern

a) Bachelor

| Bachelor VF | Ges |
|---------------------------|-------------|
| Berufliche Bildung | 116 |
| Betriebswirtschaftslehre | 1362 |
| Biologie | 315 |
| Chemie | 164 |
| Comparative+European Law | 12 |
| Digitale Medien | 205 |
| Elektrotech./Informtechn. | 225 |
| English-Speaking Cultures | 1 |
| Geographie | 174 |
| Geowissenschaften | 246 |
| Geschichte | 111 |
| Informatik | 942 |
| Integrierte Europastudien | 195 |
| Kunstpäd./-wissensch. | 1 |
| Mathematik | 179 |
| Pflegewissenschaft | 13 |
| Pflegewissenschaft (Dual) | 32 |
| PfWiss-Dual | 91 |
| Physik | 212 |
| Politikwissenschaft | 415 |
| Produktionstechnik | 388 |
| Psychologie | 568 |
| Public Health | 415 |
| Soziologie | 522 |
| Systems Engineering | 199 |
| Technomathematik | 70 |
| Wirtschaftsinformatik | 189 |
| Wirtschaftsing.Etechnik | 205 |
| Wirtschaftsing.Ptechnik | 535 |
| Wirtschaftswissenschaft | 252 |
| Ges | 8354 |

BA Bildungswissenschaften Primar/Elementarbereich

| Unterrichtsfach 1 | Unterrichtsfach 2 | | | | | | Ges | |
|-----------------------|---------------------|------------------------|-----------------------|-------------------------|--------------------------|----------------|----------|---------------------------|
| | Elementarmathematik | English-Speaking Cult. | Germanistik / Deutsch | Interd. Sachb./Sachunt. | Kunst-Medien-Ästh. Bild. | Musikpädagogik | | Religionsw./Religionspäd. |
| Elementarmathematik | | 9 | 27 | 93 | 28 | 2 | 2 | 161 |
| Germanistik / Deutsch | 49 | 18 | | 101 | 44 | 2 | 6 | 220 |
| Inklusive Pädagogik | 51 | | 140 | | | | | 191 |
| Ges | 100 | 27 | 167 | 194 | 72 | 4 | 8 | 572 |

Fortsetzung: BA Bildungswissenschaften Primar/Elementarbereich

| Unterrichtsfach 1 | Ergänzungsfach | | | | | | Ges |
|-----------------------|---------------------|------------------------|-----------------------|-------------------------|-------------------------|---------------------------|------------|
| | Elementarmathematik | English-Speaking Cult. | Germanistik / Deutsch | Interd. Sachb./Sachunt. | Kunst-Medien-Ästh.Bild. | Religionsw./Religionspäd. | |
| Elementarmathematik | | 2 | 134 | 15 | 6 | 4 | 161 |
| Germanistik / Deutsch | 171 | 1 | | 38 | 6 | 4 | 220 |
| Inklusive Pädagogik | 9 | 12 | 6 | 109 | 45 | 10 | 191 |
| Ges | 180 | 15 | 140 | 162 | 57 | 18 | 572 |

BA Fachwissenschaften mit Profilbildung

| Profilfach | Komplementärfach | | | | | | | | | | | | | |
|---------------------------|------------------|-----------|------------------------|--------------------------|--------------------------|------------|-----------------------|------------|------------------------|------------|------------------------|--------------------|-------------------------|---------------------------|
| | Biologie | Chemie | English-Speaking Cult. | Erziehungs- & Bildungsw. | Frankoroman./Französisch | Geographie | Germanistik / Deutsch | Geschichte | Hispanistik / Spanisch | Informatik | Kommun.- & Medienwiss. | Kulturwissenschaft | Kunst-Medien-Ästh.Bild. | Linguistik / Language Sc. |
| Biologie | | 6 | | 2 | | 1 | 1 | | | 3 | | | | 1 |
| Chemie | 9 | | | | 1 | | | | | 3 | | | | |
| English-Speaking Cult. | 1 | | | 3 | 5 | 2 | 13 | 7 | 2 | 1 | 21 | 13 | 2 | 31 |
| Frankoroman./Französisch | | | 3 | 2 | | | | 1 | 2 | | 1 | 2 | | 1 |
| Geographie | 2 | | 2 | 4 | | | | 3 | 1 | | 2 | 4 | | |
| Germanistik / Deutsch | | | 13 | 20 | 2 | 2 | | 20 | | 1 | 31 | 33 | 10 | 11 |
| Geschichte | | | 2 | 6 | 1 | 3 | 4 | | 1 | | 3 | 8 | 1 | |
| Hispanistik / Spanisch | | 1 | 4 | 1 | 3 | | 2 | | | | 1 | 1 | | 1 |
| Kommun.- & Medienwiss. | | | 30 | 26 | 4 | 2 | 35 | 4 | 1 | 1 | | 117 | 44 | 10 |
| Kulturwissenschaft | | | 22 | 36 | 2 | 6 | 14 | 11 | 9 | 2 | 36 | | 48 | 8 |
| Kunst-Medien-Ästh.Bild. | | | 5 | 27 | 1 | 1 | 7 | 1 | | 1 | 18 | 41 | | 2 |
| Linguistik / Language Sc. | | | 19 | 1 | 2 | 1 | 9 | 3 | 3 | 7 | 8 | 4 | 1 | |
| Musikwissenschaft | | | 2 | 4 | 3 | | 3 | | 1 | 1 | | 9 | | 2 |
| Philosophie | 2 | 5 | 8 | 9 | 1 | 1 | 8 | 16 | 2 | 16 | 6 | 9 | 5 | 6 |
| Politikwissenschaft | | | 4 | 3 | 4 | 5 | 8 | 6 | 1 | 1 | 8 | 13 | | 1 |
| Public Health | | | 3 | 48 | | 1 | 4 | 1 | | 3 | 4 | 8 | | 1 |
| Religionsw./Religionspäd. | | | 3 | 11 | 1 | | 1 | 4 | | 2 | 1 | 4 | 1 | 2 |
| Studienfach Oldenburg | | | | | | 1 | | | | | | | | |
| Ges | 14 | 12 | 120 | 203 | 30 | 26 | 109 | 77 | 23 | 42 | 140 | 266 | 112 | 77 |

Fortsetzung: **BA Fachwissenschaften mit Profilbildung**

| Profilfach | Komplementärfach | | | | | | | | Ges | |
|---------------------------|----------------------------|-------------------|----------------------|-------------|---------------------|--------------------|---------------------------|---------------|-----------|-------------------|
| | Mater. Kultur: Textil (OL) | Musikwissenschaft | Niederlandistik (OL) | Philosophie | Politikwissenschaft | Rechtswissenschaft | Religionsw./Religionspäd. | Slavistik(OL) | | Sportwissenschaft |
| Biologie | | | | 5 | | 1 | | 1 | | 21 |
| Chemie | | | | 4 | | | 1 | | | 18 |
| English-Speaking Cult. | 1 | 1 | 1 | 12 | 5 | 3 | 5 | 1 | | 130 |
| Frankoroman./Französisch | | | | 2 | 2 | 1 | | | | 17 |
| Geographie | | | | | 8 | | | 1 | 1 | 28 |
| Germanistik / Deutsch | 3 | 1 | | 37 | 3 | 7 | 8 | 1 | | 203 |
| Geschichte | | | 1 | 10 | 4 | 4 | 2 | | 1 | 51 |
| Hispanistik / Spanisch | | 1 | | 1 | | 2 | 2 | 1 | 1 | 22 |
| Kommun.- & Medienwiss. | 3 | 4 | 1 | 10 | 28 | 17 | 1 | 1 | 2 | 341 |
| Kulturwissenschaft | 3 | 1 | 2 | 22 | 15 | 7 | 11 | | 1 | 256 |
| Kunst-Medien-Ästh.Bild. | 5 | 1 | 1 | 12 | 2 | 2 | 3 | 1 | | 131 |
| Linguistik / Language Sc. | 1 | | 2 | 11 | | 6 | 5 | 6 | 1 | 90 |
| Musikwissenschaft | | | | 11 | | 1 | 2 | | | 39 |
| Philosophie | 3 | 8 | 3 | | 15 | 10 | 27 | | 5 | 165 |
| Politikwissenschaft | | 1 | | 13 | | 26 | 3 | 1 | | 98 |
| Public Health | | | | 2 | 6 | 6 | 1 | | 16 | 104 |
| Religionsw./Religionspäd. | 1 | 2 | | 11 | 1 | 4 | | | 2 | 52 |
| Ges | 20 | 20 | 11 | 163 | 89 | 97 | 71 | 14 | 30 | 1766 |

Bachelor Lehramt

| Lehramtsfach 1 | Lehramtsfach 2 | | | | | | | | | | | | | Ges | | |
|---------------------------|----------------|-----------|------------------------|--------------------------|------------|-----------------------|------------|------------------------|-------------------------|------------|----------------|-----------|---------------------|------------|---------------------------|---------------|
| | Biologie | Chemie | English-Speaking Cult. | Frankoroman./Französisch | Geographie | Germanistik / Deutsch | Geschichte | Hispanistik / Spanisch | Kunst-Medien-Ästh.Bild. | Mathematik | Musikpädagogik | Physik | Politikwissenschaft | | Religionsw./Religionspäd. | Slavistik(OL) |
| Biologie | | 22 | 12 | 2 | 19 | 21 | 16 | 2 | 22 | 6 | 1 | 1 | 13 | 7 | 1 | 145 |
| Chemie | 6 | | 1 | | 1 | 1 | 4 | 1 | | 11 | | 7 | 4 | 2 | 1 | 39 |
| English-Speaking Cult. | 16 | 2 | | 12 | 20 | 17 | 24 | 19 | 33 | 5 | 2 | 2 | 38 | 22 | 1 | 213 |
| Frankoroman./Französisch | 1 | 2 | 10 | | 3 | 4 | 8 | 3 | 8 | 6 | 1 | 1 | 7 | 17 | 2 | 73 |
| Geographie | | | 1 | | | | | 1 | | | | | | | | 2 |
| Germanistik / Deutsch | 14 | 2 | 8 | 3 | 26 | | 85 | 9 | 76 | 6 | 1 | | 51 | 33 | 1 | 315 |
| Geschichte | | | 2 | | | | | | 2 | | 1 | | | | | 5 |
| Hispanistik / Spanisch | 1 | | 5 | 1 | 3 | 2 | 6 | | 3 | 4 | | | 9 | 14 | | 48 |
| Kunst-Medien-Ästh.Bild. | 1 | | 2 | 1 | 1 | 5 | 3 | | | | | 1 | 3 | 2 | | 19 |
| Mathematik | 9 | 32 | 5 | 2 | 12 | 3 | 8 | 3 | 16 | | 3 | 45 | 7 | 28 | 2 | 175 |
| Musikpädagogik | | | 12 | 4 | 3 | | | 5 | 2 | 7 | | 4 | 2 | 7 | | 46 |
| Physik | 1 | 1 | 1 | 1 | 2 | | 1 | 1 | | 8 | | | 1 | 8 | | 25 |
| Politikwissenschaft | | | 1 | | | 2 | | | 3 | | | | | | | 6 |
| Religionsw./Religionspäd. | | | 1 | | | | | | | | | | 1 | | | 2 |
| Slavistik(OL) | | | 1 | | | | | | | | | | 1 | | | 2 |
| Studienfach Oldenburg | | | | 60 | 17 | | | 41 | | | | | | | | 118 |
| Ges | 49 | 61 | 62 | 86 | 107 | 55 | 155 | 85 | 165 | 53 | 9 | 61 | 137 | 140 | 8 | 1233 |

b) Master of Education (alt)

| 1. Fach | 2. Fach | | | | | | | | | | | | | | | | Ges | | | | |
|---------------------------|------------------------|-----------|----------|---------------------------|--------------------------|------------|---------------------|------------|---------------------------|-----------------------------|----------------------|-------------------------|-----------------------|------------|----------------|----------------------|-----------|-----------|---------------------|-----------------------|-------------------------|
| | Arbeitsorient. Bildung | Biologie | Chemie | English-Speaking Cultures | Frankoromanist./Französ. | Geographie | Germanistik/Deutsch | Geschichte | Gewerb.techn.Wissenschaft | GTW Elektrotechn. Inf. (HF) | Hispanistik/Spanisch | Interd. Sachb./Sachunt. | Kunstpäd./-wissensch. | Mathematik | Musikpädagogik | Niederlandistik (OL) | | Physik | Politikwissenschaft | Religionswissenschaft | Sportwissensch. Koop OL |
| Arbeitsorient. Bildung | | 1 | | | | 1 | | | | | 1 | | 1 | 1 | | | | | 1 | | 6 |
| Biologie | | | 3 | 2 | | 6 | 3 | 2 | | | | | 1 | 2 | 1 | | 1 | 1 | 1 | | 23 |
| Chemie | | 2 | | | | | | | | | | | | 1 | | | | | 1 | | 4 |
| English-Speaking Cultures | | 2 | | | 2 | 8 | 1 | 6 | | | 2 | | 1 | 1 | 3 | | | 2 | 1 | | 29 |
| Frankoromanist./Französ. | | | | 3 | | 4 | 2 | 4 | | | 1 | | | 1 | | | | | | | 15 |
| Geographie | 1 | | | 1 | | | | | | | 1 | | | | | | | | | | 3 |
| Germanistik/Deutsch | 3 | 1 | | 2 | | 2 | | 8 | | | 2 | 25 | 13 | | 5 | 1 | 1 | 8 | 1 | 1 | 73 |
| Geschichte | | | | 2 | 1 | | 2 | | | | 1 | | | | 1 | | 1 | | | | 8 |
| Gewerb.techn.Wissenschaft | | | | 2 | | | | | 1 | | | | | 4 | | | 4 | 6 | | | 17 |
| GTW Metalltechnik (HF) | | | | | | | | | | 1 | | | | | | | | | | | 1 |
| Hispanistik/Spanisch | | | | 1 | 1 | | | 3 | | | | | 1 | | 3 | | | | | 2 | 11 |
| Interd. Sachb./Sachunt. | | | | | | | | | | | | | | 1 | | | | | | | 1 |
| Kunstpäd./-wissensch. | | 3 | | 2 | | | 3 | | | | 2 | | | | | | 1 | | | | 11 |
| Mathematik | 1 | 3 | 2 | | | 6 | | 1 | | | 9 | 5 | | 2 | | | 3 | 3 | 2 | | 37 |
| Politikwissenschaft | | | | 2 | | | 3 | | | | | | | | | | | | | | 5 |
| Religionswissenschaft | | | | 1 | | | 1 | | | | | | | | | | | | | | 2 |
| Studienfach Oldenburg | | | | | 5 | 2 | | | | | 7 | | | | | | | | | 1 | 15 |
| Ges | 5 | 12 | 5 | 18 | 9 | 29 | 15 | 24 | 1 | 1 | 17 | 34 | 22 | 10 | 16 | 1 | 11 | 20 | 10 | 1 | 261 |

c) Master of Education (neu)

| Unterrichtsfach 1 | Unterrichtsfach 2 | | | | | | | | | | | | | | | Ges | | | | | |
|--------------------------|-------------------|-----------|---------------------|------------------------|--------------------------|------------|-----------------------|------------|------------------------|-------------------------|--------------------------|------------|----------------|-----------|---------------------|-----------|---------------------------|---------------|--|--|------------|
| | Biologie | Chemie | Elementarmathematik | English-Speaking Cult. | Frankoroman./Französisch | Geographie | Germanistik / Deutsch | Geschichte | Hispanistik / Spanisch | Interd. Sachb./Sachunt. | Kunst-Medien-Ästh. Bild. | Mathematik | Musikpädagogik | Physik | Politikwissenschaft | | Religionsw./Religionspäd. | Slavistik(OL) | | | |
| Berufliche Bildung | | 1 | | 4 | | | 6 | | | | | 19 | | 5 | 41 | | | | | | 76 |
| Biologie | | 15 | | 4 | | 9 | 6 | 3 | | | 12 | 2 | | | 4 | 4 | | | | | 59 |
| Chemie | 4 | | | | 1 | 1 | | | | | | 5 | | | | | | | | | 11 |
| Elementarmathematik | | | | 1 | | | 9 | | | 31 | 8 | | 2 | | | | | | | | 51 |
| English-Speaking Cult. | 2 | | | | 4 | 9 | | 2 | 1 | | 7 | 2 | | | 8 | 5 | 1 | | | | 41 |
| Frankoroman./Französisch | 1 | | | 1 | | 1 | 2 | 6 | 2 | | 8 | 2 | | | 5 | 4 | | | | | 32 |
| Germanistik / Deutsch | 6 | | 7 | 9 | | 12 | | 30 | 1 | 52 | 39 | 2 | 3 | | 20 | 9 | 1 | | | | 191 |
| Hispanistik / Spanisch | 1 | | | | 1 | 2 | | 3 | | | 7 | 1 | | | 4 | 5 | | | | | 24 |
| Inklusive Pädagogik | | | 44 | | | | 154 | | | | | | | | | | | | | | 198 |
| Mathematik | 1 | 2 | | 4 | 1 | 1 | 2 | 1 | 1 | | 10 | | 1 | 9 | 5 | | | | | | 38 |
| Musikpädagogik | | | | 1 | 1 | 2 | 1 | 1 | 2 | | | 2 | | | 2 | 1 | | | | | 13 |
| Physik | 1 | 1 | | 1 | | | | 1 | 1 | | 1 | 4 | | | | 1 | | | | | 11 |
| Studienfach Oldenburg | | | | | 10 | 7 | | | | 12 | | | | | | | | | | | 29 |
| Ges | 16 | 19 | 51 | 25 | 18 | 44 | 180 | 47 | 20 | 83 | 92 | 37 | 8 | 14 | 89 | 29 | 2 | | | | 774 |

Fortsetzung: Master of Education (neu)

| M Ed Grund Neu | | Unterrichtsfach 2 | | | | | | |
|-----------------------|---------------------|------------------------|-----------------------|-------------------------|--------------------------|----------------|---------------------------|------------|
| Unterrichtsfach 1 | Elementarmathematik | English-Speaking Cult. | Germanistik / Deutsch | Interd. Sachb./Sachunt. | Kunst-Medien-Ästh. Bild. | Musikpädagogik | Religionsw./Religionspäd. | Ges |
| Elementarmathematik | | 1 | 9 | 31 | 8 | 2 | | 51 |
| Germanistik / Deutsch | 7 | 5 | | 52 | 14 | 2 | 3 | 83 |
| Ges | 7 | 6 | 9 | 83 | 22 | 4 | 3 | 134 |

| | | Ergänzungsfach | | | | | | |
|-----------------------|---------------------|------------------------|-----------------------|-------------------------|--------------------------|----------------|---------------------------|------------|
| Unterrichtsfach 1 | Elementarmathematik | English-Speaking Cult. | Germanistik / Deutsch | Interd. Sachb./Sachunt. | Kunst-Medien-Ästh. Bild. | Musikpädagogik | Religionsw./Religionspäd. | Ges |
| Elementarmathematik | | 1 | 42 | 5 | 1 | 1 | 1 | 51 |
| Germanistik / Deutsch | 76 | 1 | | 4 | 2 | | | 83 |
| Ges | 76 | 2 | 42 | 9 | 3 | 1 | 1 | 134 |

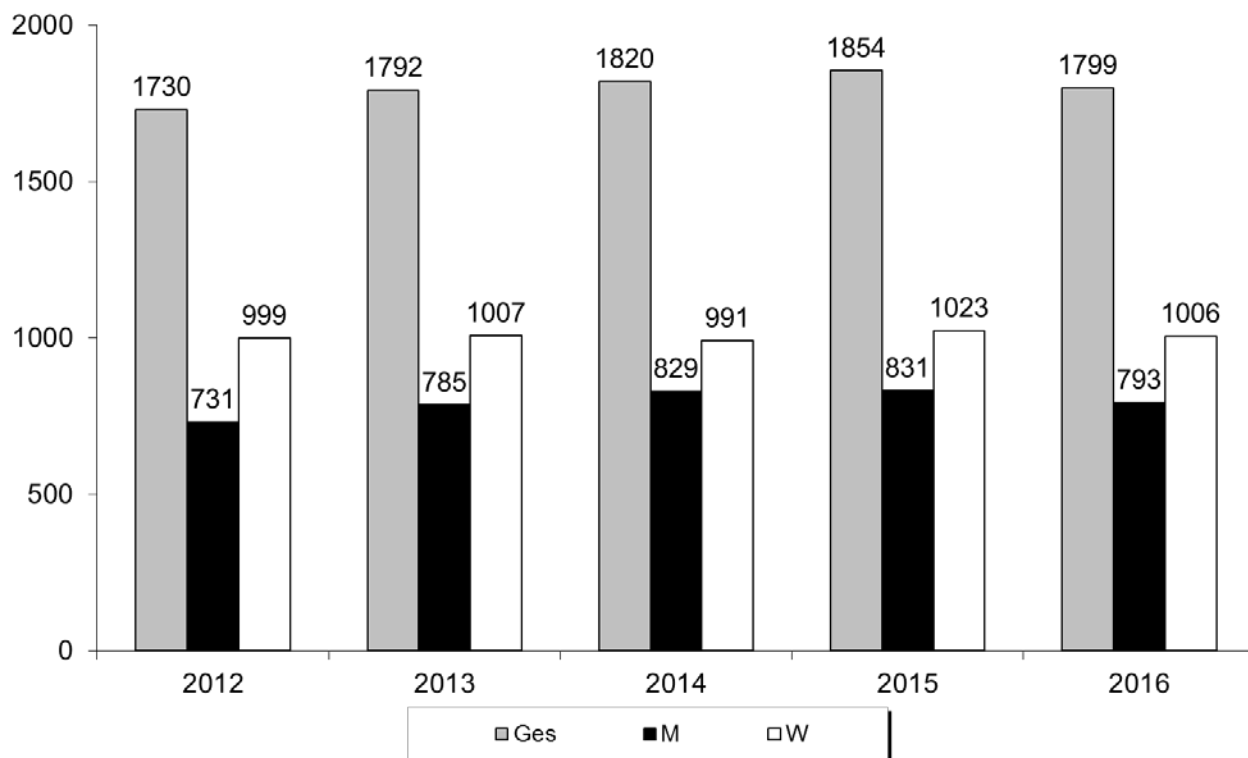
| M. Ed. Gym/OS | | Unterrichtsfach 2 | | | | | | | | | | | | | | |
|--------------------------|-----------|-------------------|------------------------|--------------------------|------------|-----------------------|------------|------------------------|--------------------------|------------|----------------|----------|---------------------|---------------------------|---------------|------------|
| Unterrichtsfach 1 | Biologie | Chemie | English-Speaking Cult. | Frankoroman./Französisch | Geographie | Germanistik / Deutsch | Geschichte | Hispanistik / Spanisch | Kunst-Medien-Ästh. Bild. | Mathematik | Musikpädagogik | Physik | Politikwissenschaft | Religionsw./Religionspäd. | Slavistik(OL) | Ges |
| Biologie | | 15 | 4 | | 9 | 6 | 3 | | 12 | 2 | | | 4 | 4 | | 59 |
| Chemie | 4 | | | 1 | 1 | | | | 5 | | | | | | | 11 |
| English-Speaking Cult. | 2 | | | 4 | 9 | | 2 | 1 | 7 | | 2 | | 8 | 5 | 1 | 41 |
| Frankoroman./Französisch | 1 | | 1 | | 1 | 2 | 6 | 2 | 8 | 2 | | | 5 | 4 | | 32 |
| Germanistik / Deutsch | 6 | | 4 | | 12 | | 30 | 1 | 25 | 2 | 1 | | 20 | 6 | 1 | 108 |
| Hispanistik / Spanisch | 1 | | | 1 | 2 | | 3 | | 7 | 1 | | | 4 | 5 | | 24 |
| Mathematik | 1 | 2 | 4 | 1 | 1 | 2 | 1 | 1 | 10 | | 1 | 9 | 5 | | | 38 |
| Musikpädagogik | | | 1 | 1 | 2 | 1 | 1 | 2 | | 2 | | | 2 | 1 | | 13 |
| Physik | 1 | 1 | 1 | | | | 1 | 1 | 1 | 4 | | | | 1 | | 11 |
| Studienfach Oldenburg | | | | 10 | 7 | | | | 12 | | | | | | | 29 |
| Ges | 16 | 18 | 15 | 18 | 44 | 11 | 47 | 20 | 70 | 18 | 4 | 9 | 48 | 26 | 2 | 366 |

| M Ed Berufl. | | Unterrichtsfach 2 | | | | | |
|--------------------|----------|------------------------|-----------------------|------------|----------|---------------------|-----------|
| Unterrichtsfach 1 | Chemie | English-Speaking Cult. | Germanistik / Deutsch | Mathematik | Physik | Politikwissenschaft | Ges |
| Berufliche Bildung | 1 | 4 | 6 | 19 | 5 | 41 | 76 |
| Ges | 1 | 4 | 6 | 19 | 5 | 41 | 76 |

| M Ed. inkl. Päd neu | | U2 | | |
|---------------------|---------------------|-----------------------|--|------------|
| U1 | Elementarmathematik | Germanistik / Deutsch | | Ges |
| Inklusive Pädagogik | 44 | 154 | | 198 |
| Ges | 44 | 154 | | 198 |

4. **Gasthörer/-innen**

| | SoSe 16 | WiSe 16/17 | Ges 2016 |
|---|------------|-------------|-------------|
| Ges | 764 | 1035 | 1799 |
| M | 339 | 454 | 793 |
| W | 425 | 581 | 1006 |
| dav. klassisch | 25 | 31 | 56 |
| M | 5 | 12 | 17 |
| W | 20 | 19 | 39 |
| dav. im Seniorenstudium der Akademie für Weiterbildung | 739 | 1004 | 1743 |
| M | 365 | 450 | 815 |
| W | 418 | 541 | 959 |



5. Weiterbildungsstudierende (lt. Immatrikulationsordnung) und sonstige TeilnehmerInnen an Veranstaltungen der wissenschaftlichen Weiterbildung 2016

| | TeilnehmerInnen | TN-Stunden |
|-----------------------------|------------------------|-------------------|
| Weiterbildende Studiengänge | 284 | 53.726 |
| Weiterbildungskurse | 178 | 11.617 |

Sonstige TeilnehmerInnen

| | TeilnehmerInnen | TN-Stunden |
|----------------------------|------------------------|-------------------|
| Ein- und Mehrtagesseminare | 38 | 1.730 |
| Vortragsprogramme | 3.260 | 32.937 |
| wiss. Studienreisen | 49 | |

B. Erbrachte Leistungen

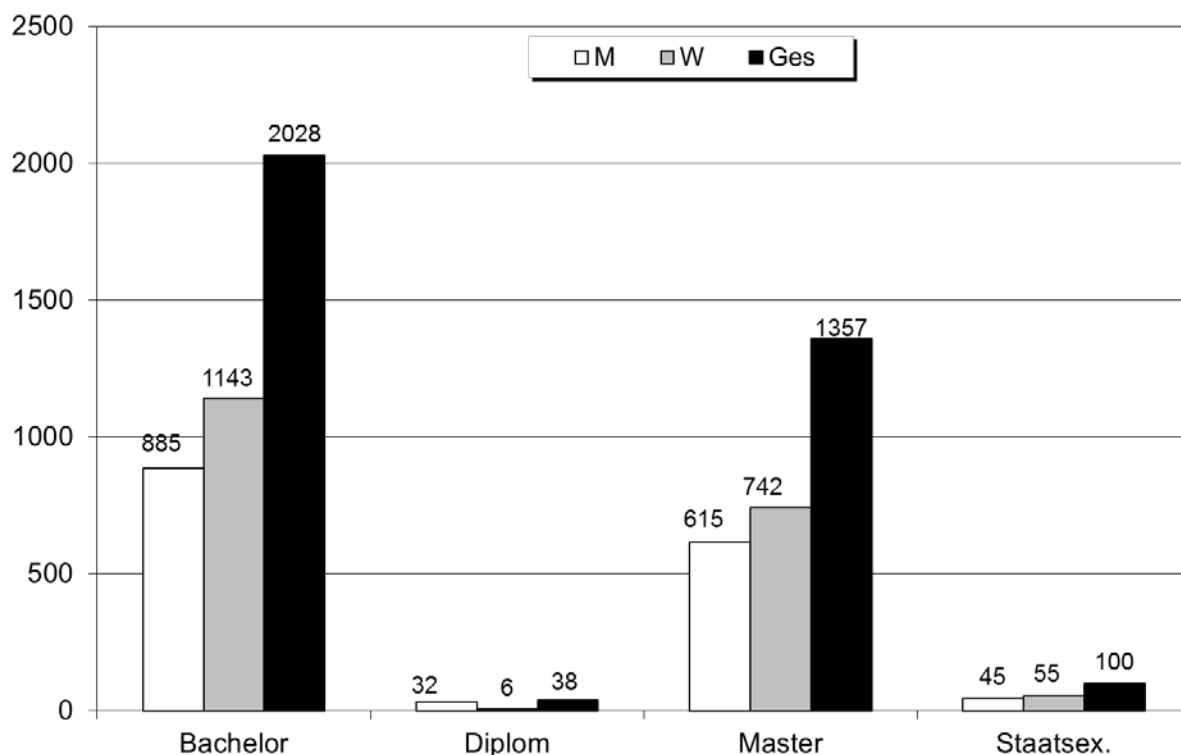
1. Absolvierende

Die Absolventenzahlen werden prüfungsjährlich erfasst. Das Prüfungsjahr unterscheidet sich vom Kalenderjahr durch den Semesterbezug. Das Prüfungsjahr 2016 umfasst die Prüfungen des WS 15/16 und des SS 16; es endete also bereits mit dem 30. September 2016.

a) Absolvierende im Prüfungsjahr 2016 nach Abschlussarten

| Abschluss | WS 15/16 | | | SoSe 16 | | | Prüfungsjahr 2016 | | | dav. Ausländer | | |
|------------|------------|------------|-------------|------------|-------------|-------------|-------------------|-------------|-------------|----------------|------------|------------|
| | M | W | Ges | M | W | Ges | M | W | Ges | M | W | Ges |
| Bachelor | 466 | 545 | 1011 | 419 | 598 | 1017 | 885 | 1143 | 2028 | 47 | 72 | 119 |
| Diplom | 15 | 2 | 17 | 17 | 4 | 21 | 32 | 6 | 38 | 6 | 1 | 7 |
| Master | 297 | 361 | 658 | 318 | 381 | 699 | 615 | 742 | 1357 | 96 | 85 | 181 |
| Staatsex. | 11 | 13 | 24 | 34 | 42 | 76 | 45 | 55 | 100 | 2 | 2 | 4 |
| Ges | 789 | 921 | 1710 | 788 | 1025 | 1813 | 1577 | 1946 | 3523 | 151 | 160 | 311 |

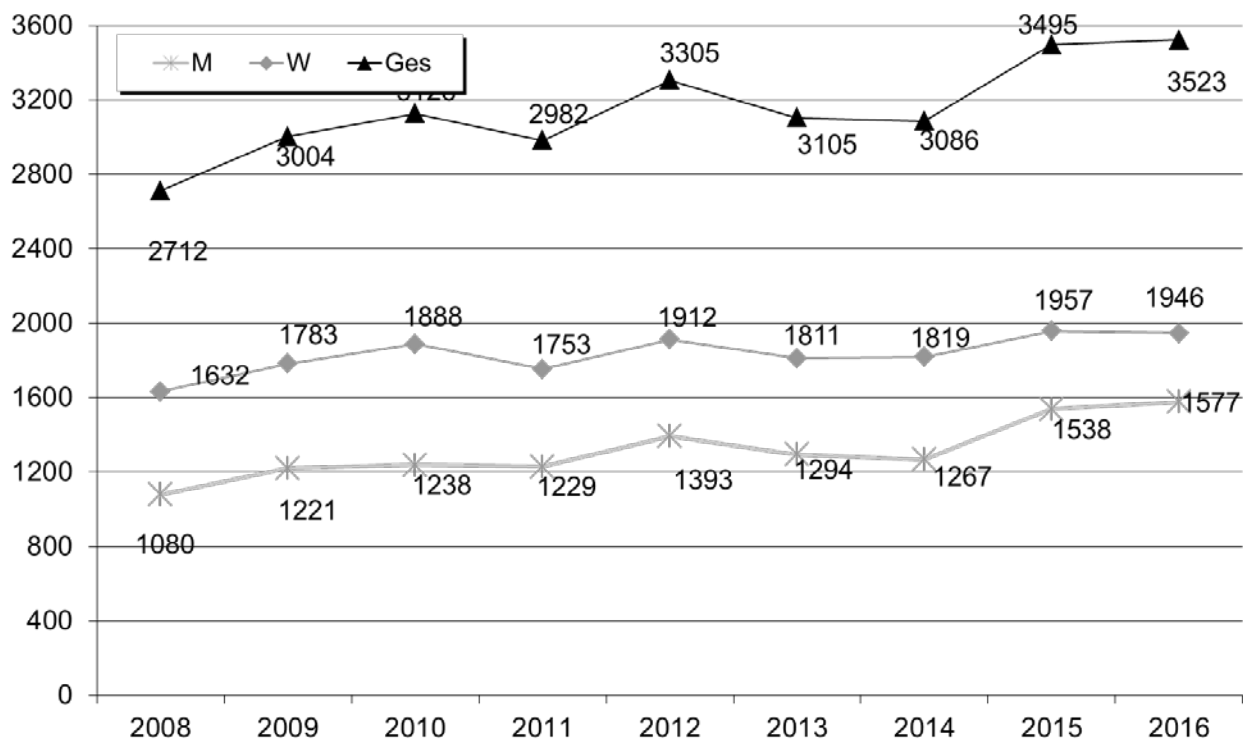
Der folgenden Abbildung können die Anteile der Abschlussarten an den Gesamtabsolventen der Universität Bremen entnommen werden.



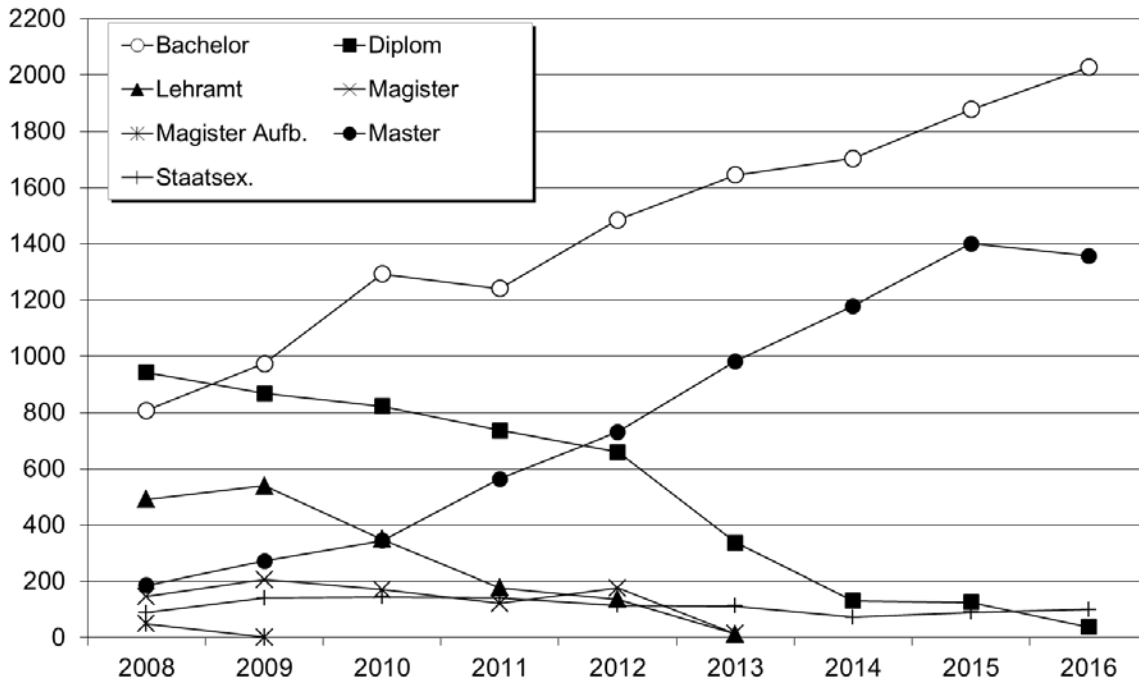
Für die Aufteilung der Absolventen auf die Studiengänge siehe Abschnitt III.

b) Entwicklung der Absolventenzahlen über die Jahre

| Abschluss | | Prüfungsjahr | | | | | | | | |
|----------------|------------|--------------|-------------|-------------|-------------|-------------|-------------|-------------|-------------|-------------|
| | | 2008 | 2009 | 2010 | 2011 | 2012 | 2013 | 2014 | 2015 | 2016 |
| Bachelor | M | 244 | 322 | 490 | 478 | 558 | 672 | 664 | 793 | 885 |
| | W | 563 | 652 | 803 | 763 | 927 | 973 | 1040 | 1085 | 1143 |
| | Ges | 807 | 974 | 1293 | 1241 | 1485 | 1645 | 1704 | 1878 | 2028 |
| Diplom | M | 480 | 489 | 414 | 413 | 373 | 170 | 95 | 113 | 32 |
| | W | 463 | 379 | 408 | 323 | 287 | 168 | 36 | 13 | 6 |
| | Ges | 943 | 868 | 822 | 736 | 660 | 338 | 131 | 126 | 38 |
| Lehramt | M | 136 | 176 | 94 | 82 | 52 | 8 | | | |
| | W | 356 | 364 | 256 | 96 | 85 | 5 | | | |
| | Ges | 492 | 540 | 350 | 178 | 137 | 13 | | | |
| Magister | M | 38 | 48 | 44 | 25 | 53 | 4 | | | |
| | W | 108 | 159 | 127 | 96 | 124 | 10 | | | |
| | Ges | 146 | 207 | 171 | 121 | 177 | 14 | | | |
| Magister Aufb. | M | 24 | 1 | | | | | | | |
| | W | 25 | 1 | | | | | | | |
| | Ges | 49 | 2 | | | | | | | |
| Master | M | 110 | 131 | 134 | 181 | 320 | 388 | 481 | 597 | 615 |
| | W | 76 | 141 | 211 | 384 | 411 | 595 | 698 | 804 | 742 |
| | Ges | 186 | 272 | 345 | 565 | 731 | 983 | 1179 | 1401 | 1357 |
| Staatsex. | M | 48 | 54 | 62 | 50 | 37 | 52 | 27 | 35 | 45 |
| | W | 41 | 87 | 83 | 91 | 78 | 60 | 45 | 55 | 55 |
| | Ges | 89 | 141 | 145 | 141 | 115 | 112 | 72 | 90 | 100 |
| Ges | M | 1080 | 1221 | 1238 | 1229 | 1393 | 1294 | 1267 | 1538 | 1577 |
| | W | 1632 | 1783 | 1888 | 1753 | 1912 | 1811 | 1819 | 1957 | 1946 |
| | Ges | 2712 | 3004 | 3126 | 2982 | 3305 | 3105 | 3086 | 3495 | 3523 |



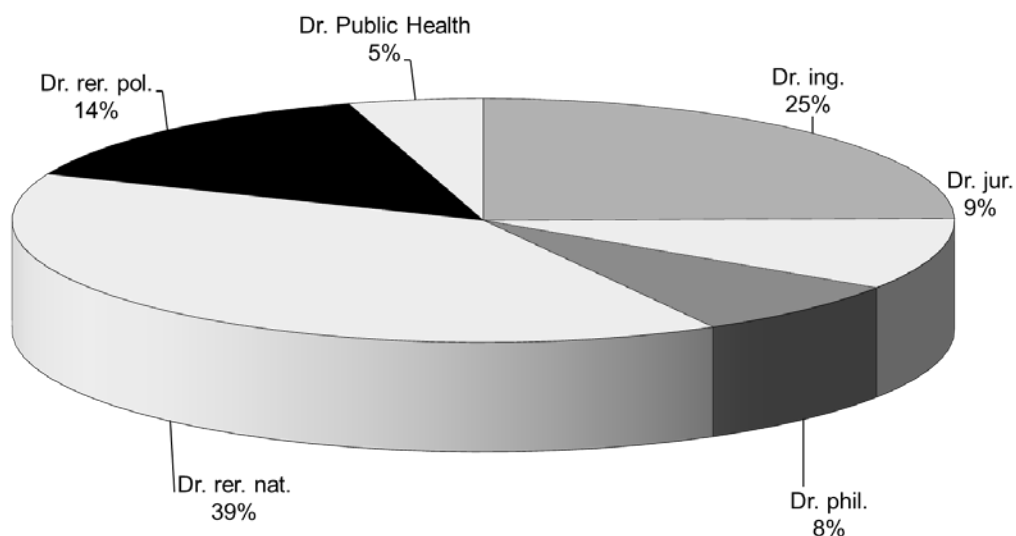
Fortsetzung: Grafik zur Entwicklung der Absolventenzahlen



2. Promotionen

a) Promotionen im Prüfungsjahr 2016 nach Doktorgraden

| Dr. Grad | M | W | Ges | dav. Ausländer | | |
|-------------------|------------|------------|------------|----------------|-----------|-----------|
| | | | | M | W | Ges |
| Dr. ing. | 57 | 18 | 75 | 14 | 7 | 21 |
| Dr. jur. | 11 | 18 | 29 | 2 | 3 | 5 |
| Dr. phil. | 7 | 16 | 23 | 0 | 1 | 1 |
| Dr. rer. nat. | 56 | 63 | 119 | 13 | 17 | 30 |
| Dr. rer. pol. | 27 | 16 | 43 | 3 | 7 | 10 |
| Dr. Public Health | 6 | 8 | 14 | 0 | 2 | 2 |
| Ges | 164 | 139 | 303 | 32 | 37 | 69 |



b) Promotionen im Prüfungsjahr 2016 nach Note

| Dr. Grad | scl | | mcl | | cl | | pass | | rite | | Ges |
|-------------------|-----------|-----------|-----------|-----------|-----------|-----------|----------|----------|----------|----------|------------|
| | M | W | M | W | M | W | M | W | M | W | |
| Dr. ing. | 6 | | 34 | 12 | 16 | 6 | | | 1 | | 75 |
| Dr. jur. | 3 | 2 | 5 | 12 | 3 | 2 | | | | 2 | 29 |
| Dr. phil. | 1 | 3 | 3 | 10 | 3 | 3 | | | | | 23 |
| Dr. rer. nat. | 14 | 4 | 27 | 49 | 10 | 8 | 3 | 1 | 2 | 1 | 119 |
| Dr. rer. pol. | 6 | 4 | 13 | 5 | 4 | 4 | 3 | 2 | 1 | 1 | 43 |
| Dr. Public Health | 2 | | 3 | 4 | 1 | 4 | | | | | 14 |
| Ges | 32 | 13 | 85 | 92 | 37 | 27 | 6 | 3 | 4 | 4 | 303 |

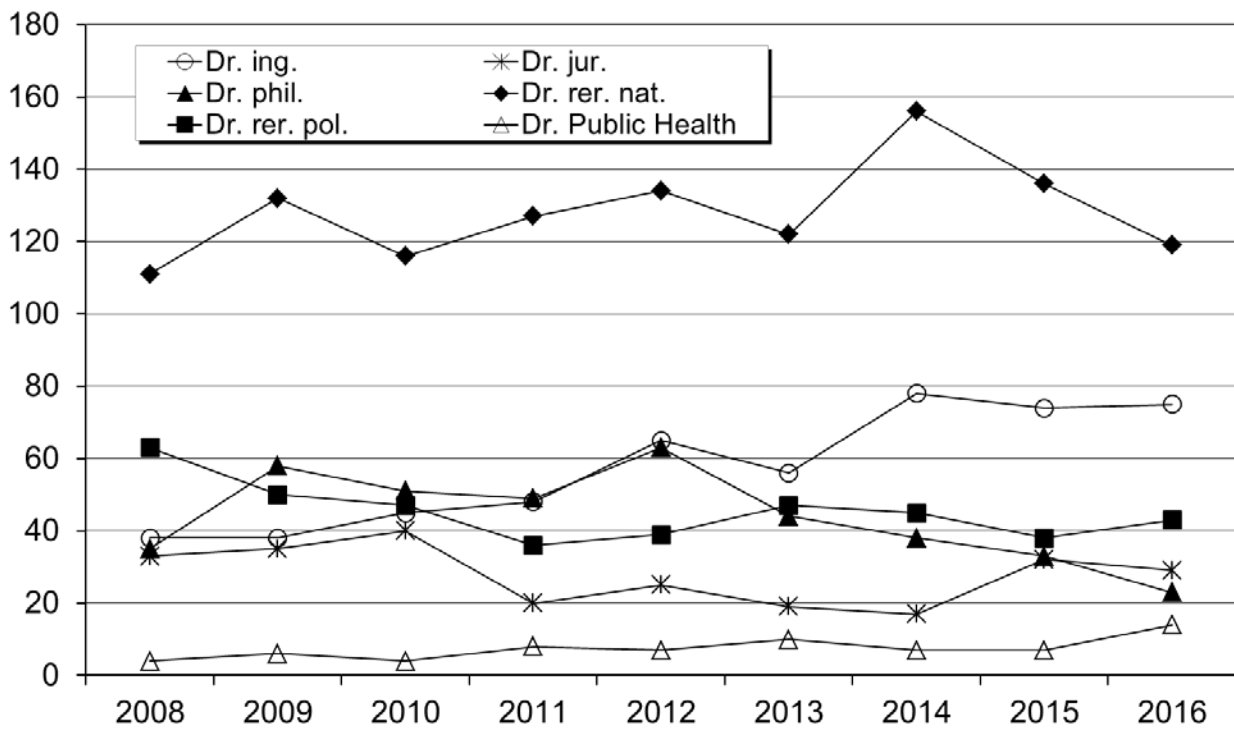
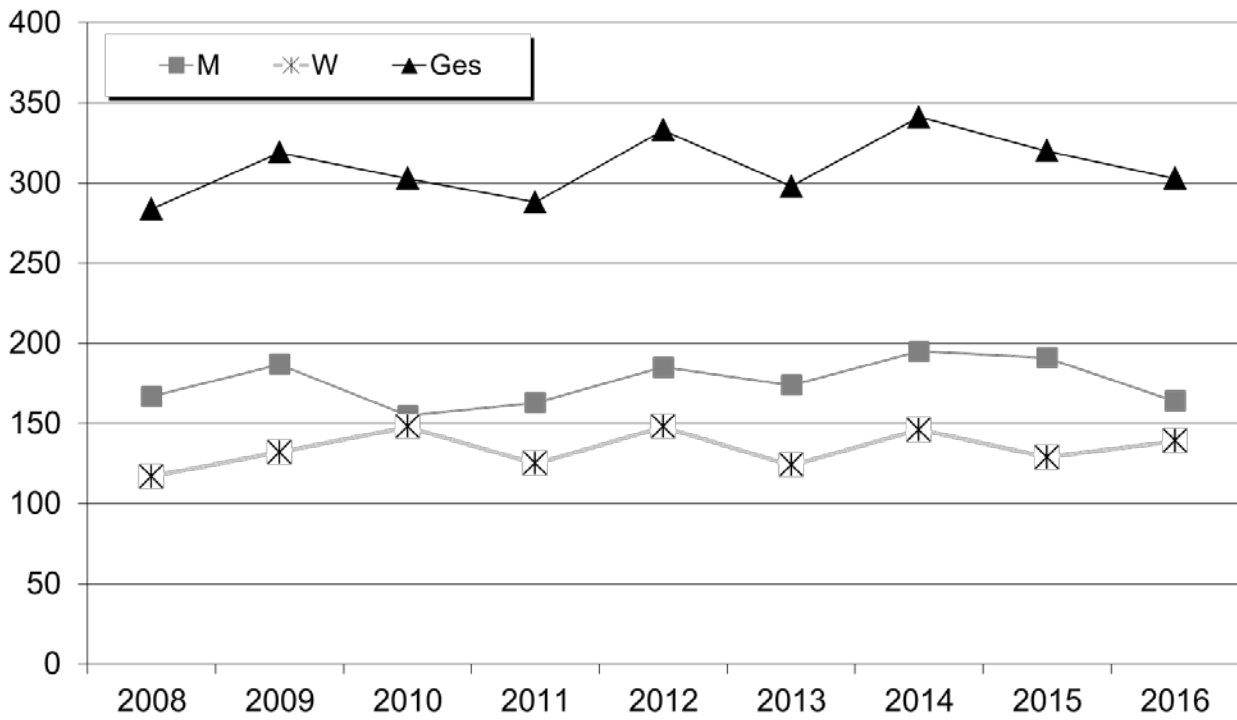
c) Promotionen im Prüfungsjahr 2016 nach Alter

| Alter | Geschlecht | | Gesamt |
|---------------------------|--------------|--------------|--------------|
| | M | W | |
| Gesamt Mittelwert | 34,69 | 33,89 | 34,32 |
| Gesamt Standardabweichung | 6,73 | 6,16 | 6,49 |

d) Entwicklung der Promotionszahlen über die Jahre

| Abschluss | | Prüfungsjahr | | | | | | | | |
|-------------------|------------|--------------|------------|------------|------------|------------|------------|------------|------------|------------|
| | | 2008 | 2009 | 2010 | 2011 | 2012 | 2013 | 2014 | 2015 | 2016 |
| Dr. ing. | M | 29 | 32 | 39 | 43 | 54 | 45 | 67 | 65 | 57 |
| | W | 9 | 6 | 6 | 5 | 11 | 11 | 11 | 9 | 18 |
| | Ges | 38 | 38 | 45 | 48 | 65 | 56 | 78 | 74 | 75 |
| Dr. jur. | M | 16 | 26 | 17 | 15 | 15 | 11 | 10 | 14 | 11 |
| | W | 17 | 9 | 23 | 5 | 10 | 8 | 7 | 18 | 18 |
| | Ges | 33 | 35 | 40 | 20 | 25 | 19 | 17 | 32 | 29 |
| Dr. phil. | M | 18 | 23 | 20 | 22 | 29 | 16 | 10 | 11 | 7 |
| | W | 17 | 35 | 31 | 27 | 34 | 28 | 28 | 22 | 16 |
| | Ges | 35 | 58 | 51 | 49 | 63 | 44 | 38 | 33 | 23 |
| Dr. Public Health | M | 2 | 3 | 2 | 2 | | 4 | 1 | 4 | 6 |
| | W | 2 | 3 | 2 | 6 | 7 | 6 | 6 | 3 | 8 |
| | Ges | 4 | 6 | 4 | 8 | 7 | 10 | 7 | 7 | 14 |
| Dr. rer. nat. | M | 64 | 73 | 52 | 60 | 66 | 73 | 78 | 74 | 56 |
| | W | 47 | 59 | 64 | 67 | 68 | 49 | 78 | 62 | 63 |
| | Ges | 111 | 132 | 116 | 127 | 134 | 122 | 156 | 136 | 119 |
| Dr. rer. pol. | M | 38 | 30 | 25 | 21 | 21 | 25 | 29 | 23 | 27 |
| | W | 25 | 20 | 22 | 15 | 18 | 22 | 16 | 15 | 16 |
| | Ges | 63 | 50 | 47 | 36 | 39 | 47 | 45 | 38 | 43 |
| Ges | M | 167 | 187 | 155 | 163 | 185 | 174 | 195 | 191 | 164 |
| | W | 117 | 132 | 148 | 125 | 148 | 124 | 146 | 129 | 139 |
| | Ges | 284 | 319 | 303 | 288 | 333 | 298 | 341 | 320 | 303 |

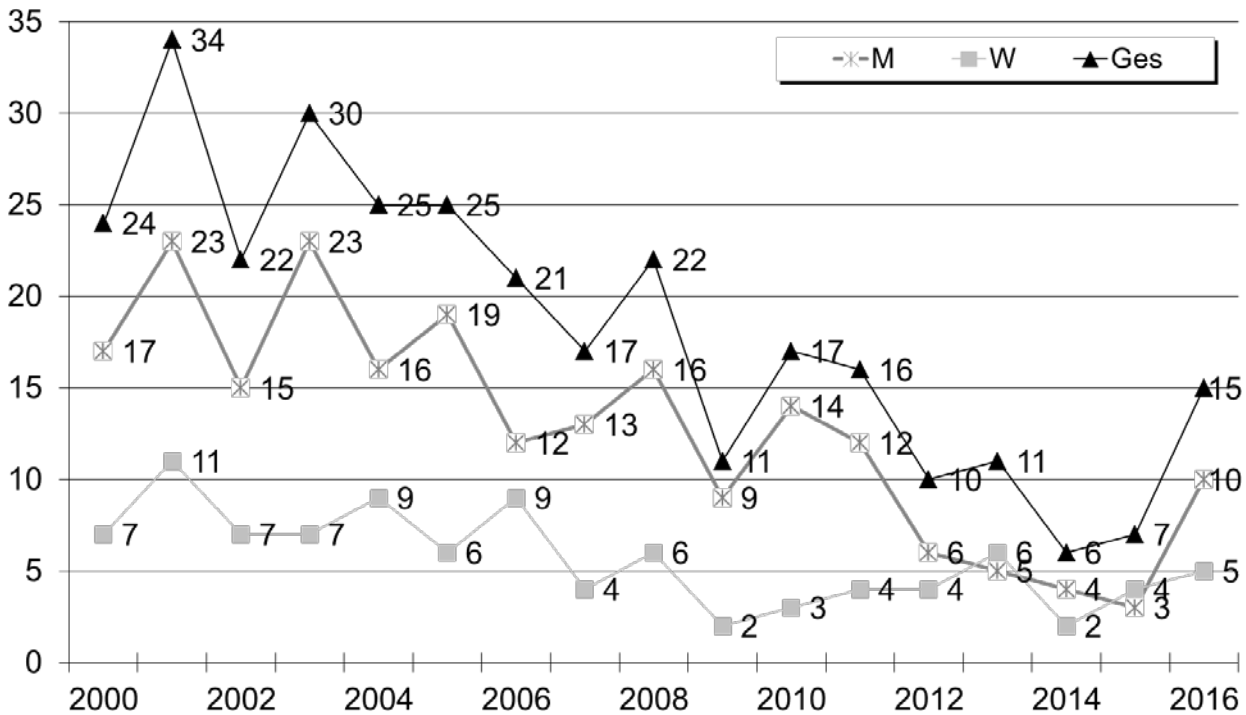
Fortsetzung: Grafiken zur Entwicklung der Promotionszahlen



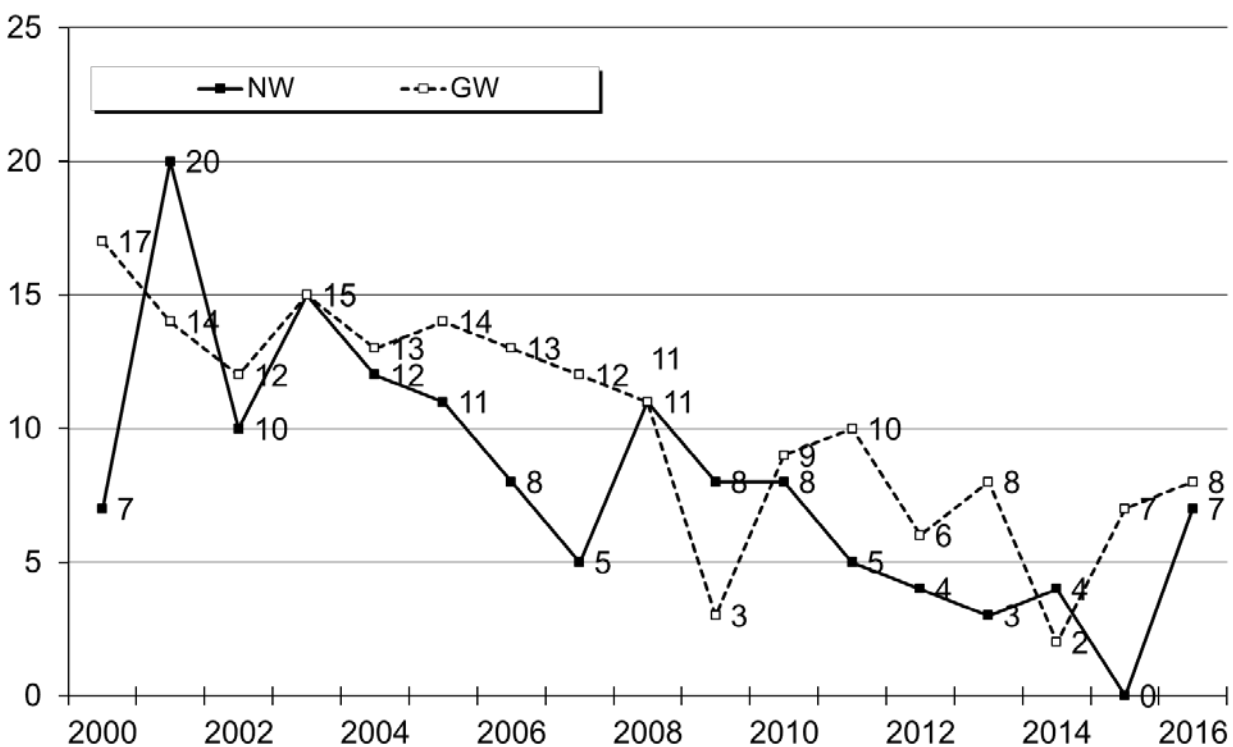
3. *Habilitationen*

Habilitationen werden im Gegensatz zu Absolventen oder Promotionen nicht in Prüfungsjahren sondern in Kalenderjahren erfasst.

a) *Entwicklung der Habilitationszahlen über die Jahre*



Nachfolgend werden die Habilitationen nach Naturwissenschaften (FB 1-5) und Geisteswissenschaften (FB 6-12) dargestellt.



b) *Habilitationen nach Fachbereichen/Fachbereichsgruppen über die Jahre*

Auf die Fachbereiche verteilen sich die Habilitationen seit Bestehen der Universität Bremen wie unten dargestellt.

| | FB 01 | FB 02 | FB 03 | FB 04 | FB 05 | FB 06 | FB 07 | FB 08 | FB 09 | FB 10 | FB 11 | FB 12 | Ges |
|---------------------|-----------|-----------|-----------|-----------|-----------|-----------|-----------|-----------|-----------|-----------|-----------|-----------|------------|
| 1982-1999 | 12 | 35 | 15 | 9 | 12 | 9 | 6 | 35 | 31 | 21 | 22 | 20 | 227 |
| 2000 | 1 | 4 | | | 2 | | 1 | 3 | 3 | 1 | 8 | 1 | 24 |
| 2001 | 7 | 6 | 4 | 2 | 1 | 2 | | 1 | 3 | 1 | 3 | 4 | 34 |
| 2002 | 1 | 2 | 2 | 2 | 3 | | | 1 | 2 | 2 | 5 | 2 | 22 |
| 2003 | | 6 | 2 | 3 | 4 | | 3 | 2 | 2 | 1 | 6 | 1 | 30 |
| 2004 | 3 | 6 | | 1 | 2 | | 1 | 5 | 1 | 1 | 5 | | 25 |
| 2005 | 2 | 1 | 5 | 2 | 1 | 2 | 1 | 4 | 1 | 3 | 2 | 1 | 25 |
| 2006 | 2 | 3 | 2 | | 1 | | 1 | 4 | 2 | 3 | 1 | 2 | 21 |
| 2007 | | 3 | 1 | | 1 | 2 | | 4 | 1 | 2 | 3 | | 17 |
| 2008 | 4 | | 5 | 1 | 1 | 2 | 1 | 3 | 2 | | 3 | | 22 |
| 2009 | 1 | 3 | 2 | 1 | 1 | | 1 | 1 | | 1 | | | 11 |
| 2010 | | 5 | | 1 | 2 | | 2 | 1 | | 1 | 4 | 1 | 17 |
| 2011 | 1 | 2 | 2 | | | 1 | 2 | 1 | 3 | 1 | 2 | 1 | 16 |
| 2012 | 1 | 1 | 1 | | 1 | | 1 | 1 | 1 | | 3 | | 10 |
| 2013 | 2 | | | | 1 | | 1 | 5 | | 1 | | 1 | 11 |
| 2014 | 2 | | 2 | | | | | | 1 | 1 | | | 6 |
| 2015 | | | | | | | 1 | 3 | 1 | 1 | 1 | | 7 |
| 2016 | 1 | 2 | 2 | 1 | 1 | 1 | 1 | 2 | 1 | | 3 | | 15 |
| 1982-aktuell | 40 | 79 | 45 | 23 | 34 | 19 | 23 | 76 | 55 | 41 | 71 | 34 | 540 |

Die Verteilung der Wissenschaftlerinnen, die sich bisher an der Universität Bremen habilitieren konnten, auf die grobe Fächergliederung ist der folgenden Gesamttabelle zu entnehmen.

| | Naturwissenschaften | | | | Geisteswissenschaften | | | | Uni insgesamt | | | | Ges |
|------------------|---------------------|-----------|------------|-------------|-----------------------|------------|------------|-------------|---------------|------------|------------|-------------|------------|
| | FB 1-5 | | | | FB 6-12 | | | | | | | | |
| | M | W | NW | weibl. in % | M | W | GW | weibl. in % | M | W | Ges | weibl. in % | |
| 1982-1999 | 72 | 11 | 83 | 13% | 104 | 40 | 144 | 28% | 176 | 51 | 227 | 22% | 227 |
| 2000 | 5 | 2 | 7 | 29% | 12 | 5 | 17 | 29% | 17 | 7 | 24 | 29% | 24 |
| 2001 | 14 | 6 | 20 | 30% | 9 | 5 | 14 | 36% | 23 | 11 | 34 | 32% | 34 |
| 2002 | 8 | 2 | 10 | 20% | 7 | 5 | 12 | 42% | 15 | 7 | 22 | 32% | 22 |
| 2003 | 12 | 3 | 15 | 20% | 11 | 4 | 15 | 27% | 23 | 7 | 30 | 23% | 30 |
| 2004 | 9 | 3 | 12 | 25% | 7 | 6 | 13 | 46% | 16 | 9 | 25 | 36% | 25 |
| 2005 | 10 | 1 | 11 | 9% | 9 | 5 | 14 | 36% | 19 | 6 | 25 | 24% | 25 |
| 2006 | 6 | 2 | 8 | 25% | 6 | 7 | 13 | 54% | 12 | 9 | 21 | 43% | 21 |
| 2007 | 5 | | 5 | | 8 | 4 | 12 | 33% | 13 | 4 | 17 | 24% | 17 |
| 2008 | 8 | 3 | 11 | 27% | 8 | 3 | 11 | 27% | 16 | 6 | 22 | 27% | 22 |
| 2009 | 7 | 1 | 8 | 13% | 2 | 1 | 3 | 33% | 9 | 2 | 11 | 18% | 11 |
| 2010 | 6 | 2 | 8 | 25% | 8 | 1 | 9 | 11% | 14 | 3 | 17 | 18% | 17 |
| 2011 | 5 | | 5 | | 6 | 4 | 10 | 40% | 12 | 4 | 16 | 25% | 16 |
| 2012 | 2 | 2 | 4 | 50% | 4 | 2 | 6 | 33% | 6 | 4 | 10 | 40% | 10 |
| 2013 | 2 | 1 | 3 | 33% | 3 | 5 | 8 | 63% | 5 | 6 | 11 | 55% | 11 |
| 2014 | 4 | | 4 | | | 2 | 2 | 100% | 4 | 2 | 6 | 33% | 6 |
| 2015 | | | | | 3 | 4 | 7 | 57% | 3 | 4 | 7 | 57% | 7 |
| 2016 | 7 | | 7 | | 3 | 5 | 8 | 63% | 10 | 5 | 15 | 33% | 15 |
| | 182 | 39 | 221 | 18% | 210 | 108 | 318 | 34% | 393 | 147 | 540 | 27% | 540 |

C. Eingesetzte Ressourcen

1. Hauptberufliches Personal 2016

Erfasst worden sind jeweils zum 1. Dezember eines Jahres alle an der Universität Bremen beschäftigten Personen. Hierin enthalten sind auch fremdfinanzierte, befristet beschäftigte, teilzeitbeschäftigte und beurlaubte Personen. Die Einteilung in Dienstarten entspricht der Einteilung in der Stellenbewirtschaftung.

a) Personal insgesamt (Köpfe)

| Dienstart | Köpfe | | | davon Beurlaubte | | |
|----------------------------------|-------------|----------------|---------------|------------------|----------------|---------------|
| | insg. | davon weiblich | weiblich in % | insg. | davon weiblich | weiblich in % |
| Arbeiter/innen | 98 | 31 | 32% | 2 | 2 | 100% |
| Sekretariate | 154 | 153 | 99% | 3 | 3 | 100% |
| Techniker/innen | 377 | 126 | 33% | 4 | 4 | 100% |
| Verwaltung | 556 | 426 | 77% | 15 | 13 | 87% |
| Nichtwiss. Personal insg. | 1185 | 736 | 62% | 24 | 22 | 92% |
| Professoren/innen* | 322 | 97 | 30% | 9 | 5 | 56% |
| Wiss. Mittelbau | 2008 | 859 | 43% | 61 | 45 | 74% |
| Wiss. Personal insg. | 2330 | 956 | 41% | 70 | 50 | 71% |
| Personal insg. | 3515 | 1692 | 48% | 94 | 72 | 77% |

* Koop.prof. enthalten

b) Personal insgesamt (Köpfe) im Zeitverlauf

| | 2008 | 2009 | 2010 | 2011 | 2012 | 2013 | 2014 | 2015 | 2016 |
|----------------------------------|-------------|-------------|-------------|-------------|-------------|-------------|-------------|-------------|-------------|
| Arbeiter/innen | 144 | 143 | 138 | 131 | 120 | 117 | 111 | 102 | 98 |
| Sekretariate | 176 | 164 | 166 | 161 | 156 | 160 | 164 | 162 | 154 |
| Techniker/innen | 381 | 386 | 391 | 385 | 369 | 377 | 374 | 371 | 377 |
| Verwaltung | 536 | 555 | 553 | 562 | 551 | 556 | 564 | 562 | 556 |
| Nichtwiss. Personal insg. | 1237 | 1248 | 1248 | 1239 | 1196 | 1210 | 1213 | 1197 | 1185 |
| Professoren/innen* | 296 | 283 | 291 | 285 | 288 | 301 | 310 | 327 | 322 |
| Wiss. Mittelbau | 1678 | 1712 | 1820 | 1933 | 1882 | 1972 | 2008 | 1927 | 2008 |
| Wiss. Personal insg. | 1974 | 1995 | 2111 | 2218 | 2170 | 2273 | 2318 | 2254 | 2330 |
| Personal insg. | 3211 | 3243 | 3359 | 3457 | 3366 | 3483 | 3531 | 3451 | 3515 |

* Koop. Prof enthalten

nach Geschlecht

| Dienstart | Köpfe | | | Köpfe | | | Köpfe | | |
|----------------------------------|-------------|----------------|---------------|-------------|----------------|---------------|-------------|----------------|---------------|
| | 2016 | | | 2015 | | | 2014 | | |
| | insg. | davon weiblich | weiblich in % | insg. | davon weiblich | weiblich in % | insg. | davon weiblich | weiblich in % |
| Arbeiter/innen | 98 | 31 | 32% | 102 | 34 | 33% | 111 | 40 | 36% |
| Sekretariate | 154 | 153 | 99% | 162 | 161 | 99% | 164 | 163 | 99% |
| Techniker/innen | 377 | 126 | 33% | 371 | 128 | 35% | 374 | 133 | 36% |
| Verwaltung | 556 | 426 | 77% | 562 | 436 | 78% | 564 | 439 | 78% |
| Nichtwiss. Personal insg. | 1185 | 736 | 62% | 1197 | 759 | 63% | 1213 | 775 | 64% |
| Professoren/innen* | 322 | 97 | 30% | 327 | 100 | 31% | 310 | 86 | 28% |
| Wiss. Mittelbau | 2008 | 859 | 43% | 1927 | 801 | 42% | 2008 | 842 | 42% |
| Wiss. Personal insg. | 2330 | 956 | 41% | 2254 | 901 | 40% | 2318 | 928 | 40% |
| Personal insg. | 3515 | 1692 | 48% | 3451 | 1660 | 48% | 3531 | 1703 | 48% |

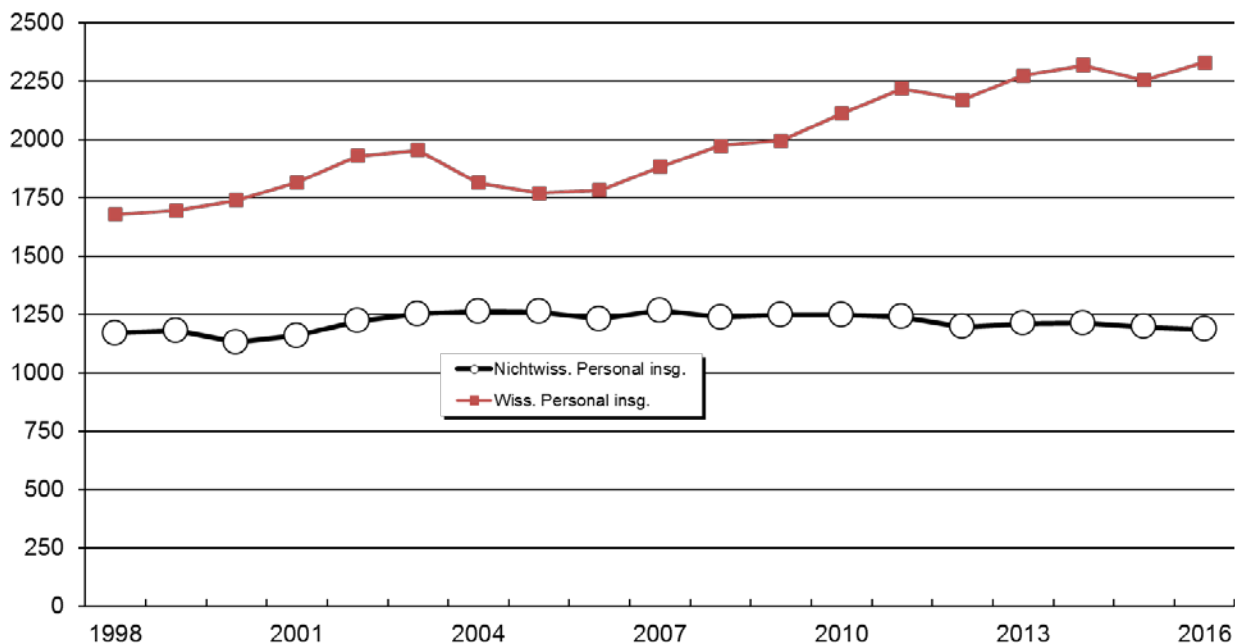
Koop.prof. enthalten

Koop.prof. enthalten

Koop.prof. enthalten

Grafik: Personal (Köpfe) im Zeitverlauf

Entwicklung Personal (Köpfe)



c) Personal insgesamt (Vollzeitäquivalente)

| Dienstart | Vollzeitäquivalente | | |
|----------------------------------|---------------------|----------------|---------------|
| | insg. | davon weiblich | weiblich in % |
| Arbeiter/innen | 86,56 | 20,08 | 23% |
| Sekretariate | 111,96 | 110,96 | 99% |
| Techniker/innen | 331,75 | 97,84 | 29% |
| Verwaltung | 447,54 | 333,33 | 74% |
| Nichtwiss. Personal insg. | 977,81 | 562,21 | 57% |
| Professoren/innen* | 309,80 | 91,30 | 29% |
| Wiss. Mittelbau | 1550,21 | 586,10 | 38% |
| Wiss. Personal insg. | 1860,01 | 677,40 | 36% |
| Personal insg. | 2837,82 | 1239,61 | 44% |

* Koop.prof. enthalten

d) Personal insgesamt (Vollzeitäquivalente) Refinanzierungen

| Dienstart | Vollzeitäquivalente | | |
|----------------------------------|---------------------|--------------------|-------------|
| | insg. | davon refinanziert | refin. in % |
| Arbeiter/innen | 86,56 | 14,77 | 17% |
| Techniker/innen | 331,75 | 84,18 | 25% |
| Verwaltung und Sekretariate | 559,49 | 133,82 | 24% |
| Nichtwiss. Personal insg. | 977,81 | 232,77 | 24% |
| Professoren/innen* | 309,80 | 77,10 | 25% |
| Wiss. Mittelbau | 1550,21 | 1003,41 | 65% |
| Wiss. Personal insg. | 1860,01 | 1080,51 | 58% |
| Personal insg. | 2837,82 | 1313,27 | 46% |

* Koop.prof. enthalten

e) Personal insgesamt (Vollzeitäquivalente) im Zeitverlauf

| | 2008 | 2009 | 2010 | 2011 | 2012 | 2013 | 2014 | 2015 | 2016 |
|----------------------------------|----------------|----------------|----------------|----------------|----------------|----------------|----------------|----------------|----------------|
| Arbeiter/innen | 115,81 | 113,77 | 111,28 | 106,77 | 99,15 | 98,71 | 95,04 | 88,49 | 86,56 |
| Sekretariate | 121,92 | 112,68 | 119,02 | 115,84 | 109,01 | 109,90 | 112,03 | 113,69 | 111,96 |
| Techniker/innen | 323,77 | 325,06 | 332,28 | 327,84 | 315,21 | 324,82 | 329,61 | 326,48 | 331,75 |
| Verwaltung | 410,91 | 429,46 | 427,77 | 440,41 | 435,30 | 438,82 | 440,40 | 441,36 | 447,54 |
| Nichtwiss. Personal insg. | 972,41 | 980,97 | 990,36 | 990,87 | 958,67 | 972,25 | 977,07 | 970,02 | 977,81 |
| Professoren/innen* | 283,58 | 272,72 | 283,50 | 279,73 | 280,78 | 292,29 | 300,41 | 314,30 | 309,80 |
| Wiss. Mittelbau | 1285,94 | 1321,92 | 1415,90 | 1507,62 | 1467,31 | 1526,11 | 1550,03 | 1491,49 | 1550,21 |
| Wiss. Personal insg. | 1569,52 | 1594,63 | 1699,40 | 1787,35 | 1748,09 | 1818,40 | 1850,44 | 1805,79 | 1860,01 |
| Personal insg. | 2541,93 | 2575,61 | 2689,76 | 2778,22 | 2706,76 | 2790,65 | 2827,50 | 2775,80 | 2837,82 |

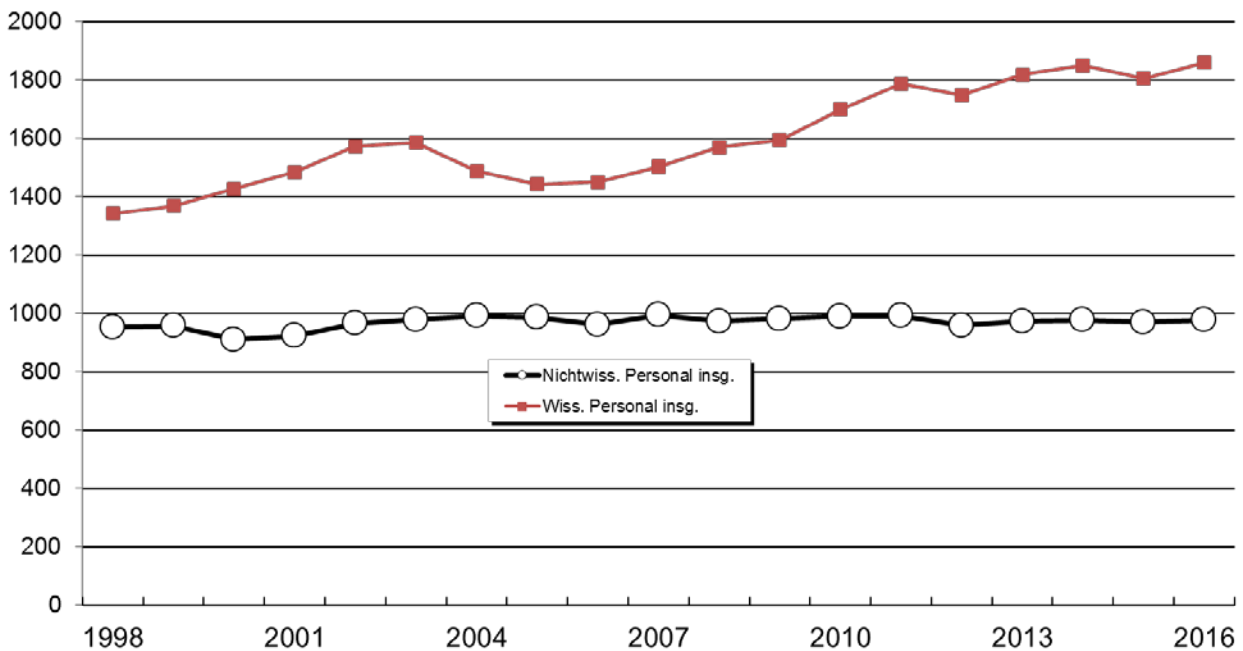
* Koop. Prof enthalten

nach Geschlecht

| Dienststart | Vollzeitäquivalente | | | Vollzeitäquivalente | | | Vollzeitäquivalente | | |
|----------------------------------|---------------------|----------------|------------|---------------------|----------------|------------|---------------------|----------------|------------|
| | 2016 | | | 2015 | | | 2014 | | |
| | insg. | davon weiblich | in % | insg. | davon weiblich | in % | insg. | davon weiblich | in % |
| Arbeiter/innen | 86,56 | 20,08 | 23% | 88,49 | 20,84 | 24% | 95,04 | 24,52 | 26% |
| Sekretariate | 111,96 | 110,96 | 99% | 113,69 | 112,69 | 99% | 112,03 | 111,03 | 99% |
| Techniker/innen | 331,75 | 97,84 | 29% | 326,48 | 97,99 | 30% | 329,61 | 102,79 | 31% |
| Verwaltung | 447,54 | 333,33 | 74% | 441,36 | 331,00 | 75% | 440,40 | 329,58 | 75% |
| Nichtwiss. Personal insg. | 977,81 | 562,21 | 57% | 970,02 | 562,52 | 58% | 977,07 | 567,91 | 58% |
| Professoren/innen | 309,80 | 91,30 | 29% | 314,30 | 94,80 | 30% | 300,41 | 84,21 | 28% |
| Wiss. Mittelbau | 1550,21 | 586,10 | 38% | 1491,49 | 562,13 | 38% | 1550,03 | 583,53 | 38% |
| Wiss. Personal insg. | 1860,01 | 677,40 | 36% | 1805,79 | 656,93 | 36% | 1850,44 | 667,74 | 36% |
| Personal insg. | 2837,82 | 1239,61 | 44% | 2775,80 | 1219,44 | 44% | 2827,50 | 1235,65 | 44% |

* Koop. Prof enthalten

Entwicklung Personal (VZÄ)

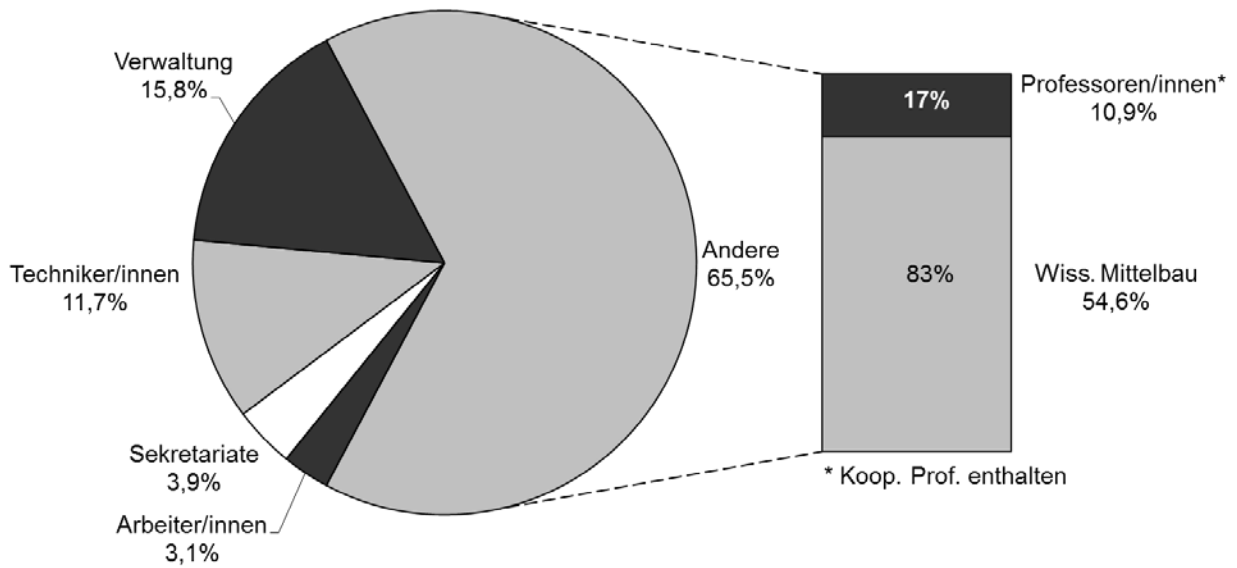


f) *Wissenschaftlicher Mittelbau (Vollzeitäquivalente)*

| Dienstbezeichnung | Vollzeitäquivalente | | |
|--|---------------------|----------------|---------------|
| | insg. | davon weiblich | weiblich in % |
| oA | 1,25 | 0,25 | 20% |
| HS-Dozenten/innen | 3,00 | 1,00 | 33% |
| Akad. Räte, Oberräte, Direktoren/innen | 48,30 | 18,30 | 38% |
| LfbA | 17,52 | 10,01 | 57% |
| Wiss. Assistenten/innen | 6,33 | 2,58 | 41% |
| Wiss. Mitarbeiter/innen | 1473,81 | 553,96 | 38% |
| Wiss. Mittelbau insg. | 1550,21 | 586,10 | 38% |

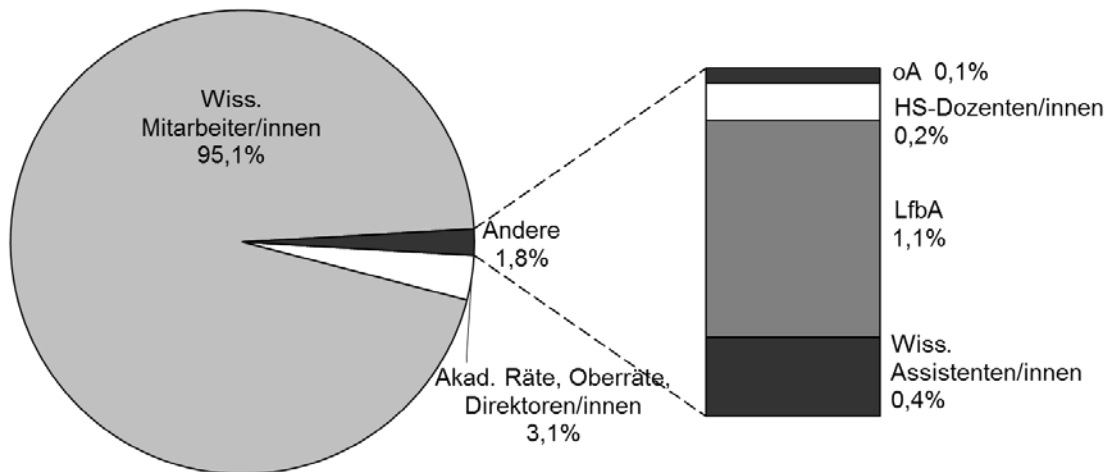
Nachfolgend dargestellt sind die prozentualen Anteile der Personalarten am Personal insgesamt (Vollzeitäquivalente).

Personal insg. (VZÄ)



Die Zusammensetzung des wissenschaftlichen Mittelbaus in Prozent stellt sich wie folgt dar.

Wissenschaftlicher Mittelbau insg. (VZÄ)



g) Personal in Vollzeitäquivalenten nach Organisationseinheiten (nur Grundfinanzierung)

| | Dienstleistung | | | | Wissenschaft | | | | Insgesamt |
|---------------------------------|----------------|---------------|-----------------|---------------|---------------|-------------|--------------------|---------------|-----------------|
| | Arbeit. | Technik. | Verw.+ Schr. | Summe | Prof. | Juniorprof. | Wiss. Mittelbau | Summe | |
| FB 01 | 4,02 | 43,29 | 23,71 | 71,01 | 25,00 | | 68,00 | 93,00 | 164,01 |
| FB 02 | 5,53 | 35,18 | 18,56 | 59,28 | 23,00 | | 48,49 | 71,49 | 130,77 |
| FB 03 | | 17,53 | 34,16 | 51,69 | 29,20 | 1,00 | 77,22 | 107,42 | 159,12 |
| FB 04 | 13,00 | 33,91 | 19,87 | 66,78 | 13,25 | 1,00 | 52,34 | 66,59 | 133,37 |
| FB 05 | | 19,85 | 9,88 | 29,72 | 13,00 | | 28,77 | 41,77 | 71,49 |
| IW/NW | 22,55 | 149,76 | 106,17 | 278,48 | 103,45 | 2,00 | 274,83 | 380,28 | 658,76 |
| FB 06 | | 0,64 | 9,91 | 10,55 | 14,00 | 1,00 | 12,50 | 27,50 | 38,05 |
| FB 07 | | 3,00 | 8,75 | 11,75 | 15,00 | 1,00 | 19,23 | 35,23 | 46,98 |
| FB 08 | | 3,85 | 15,55 | 19,40 | 24,25 | 1,00 | 35,59 | 60,84 | 80,24 |
| FB 09 | | 0,99 | 14,89 | 15,88 | 14,00 | 1,00 | 25,04 | 40,04 | 55,91 |
| FB 10 | | 0,50 | 11,99 | 12,49 | 18,00 | | 34,10 | 52,10 | 64,59 |
| FB 11 | | 3,04 | 13,42 | 16,47 | 14,00 | | 34,46 | 48,46 | 64,93 |
| FB 12 | | 1,27 | 12,11 | 13,37 | 14,00 | 1,00 | 25,18 | 40,18 | 53,56 |
| GW/SW | 0,00 | 13,29 | 86,63 | 99,91 | 113,25 | 5,00 | 186,10 | 304,35 | 404,26 |
| MARUM | | 12,31 | 1,50 | 13,81 | 4,00 | | 11,89 | 15,89 | 29,70 |
| sonstige Einheiten | 1,76 | 19,58 | 38,61 | 59,95 | 3,00 | 1,00 | 66,11 | 70,11 | 130,05 |
| Zentralverw. | 47,48 | 52,64 | 192,78 | 292,90 | 1,00 | | 7,88 | 8,88 | 301,77 |
| Einheiten außerh. FB | 49,24 | 84,52 | 232,88 | 366,65 | 8,00 | 1,00 | 85,87 | 94,87 | 461,52 |
| Insgesamt | 71,80 | 247,57 | 425,68 | 745,05 | 224,70 | 8,00 | 546,80 | 779,50 | 1.524,55 |

h) Personal in Vollzeitäquivalenten nach Organisationseinheiten (alle Finanzierungen)

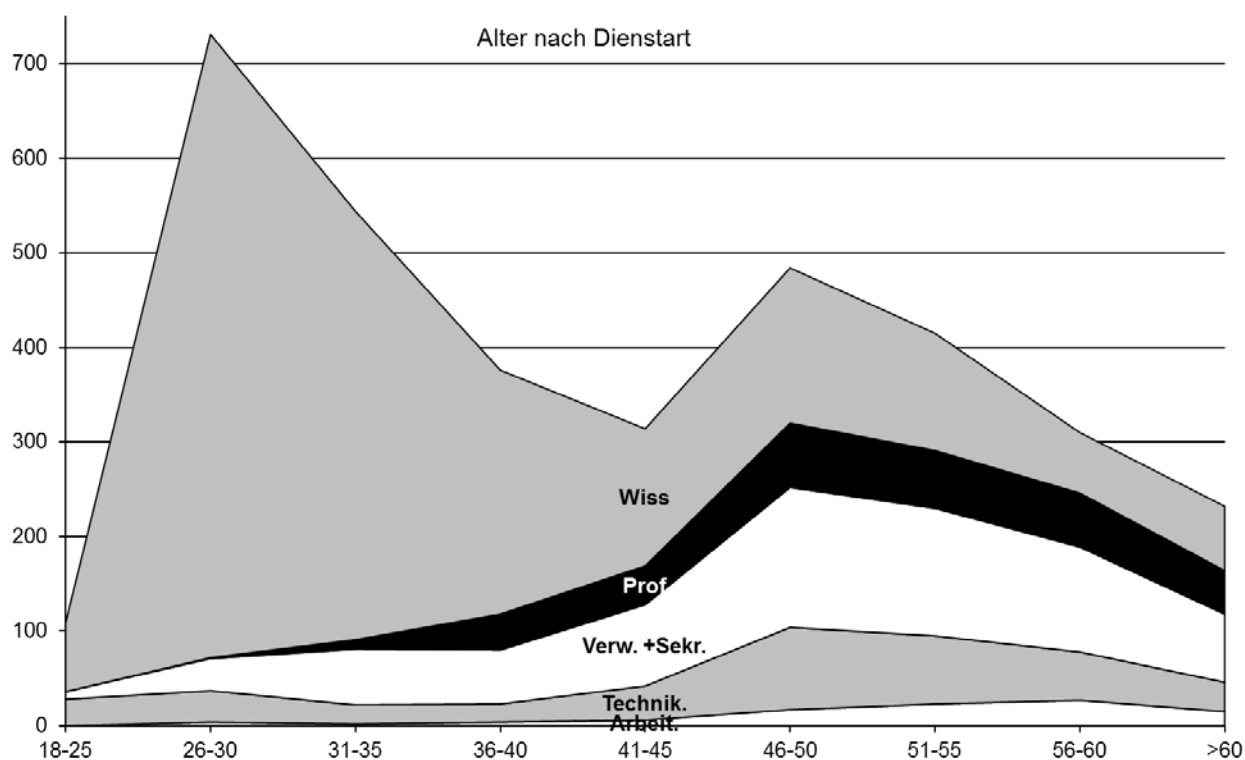
| | Dienstleistung | | | | Wissenschaft | | | | Insgesamt |
|---------------------------------|----------------|---------------|-----------------|---------------|---------------|--------------|--------------------|-----------------|-----------------|
| | Arbeit. | Technik. | Verw.+ Schr. | Summe | Prof. | Juniorprof. | Wiss. Mittelbau | Summe | |
| FB 01 | 4,02 | 47,89 | 26,93 | 78,84 | 32,00 | | 213,12 | 245,12 | 323,96 |
| FB 02 | 5,53 | 39,92 | 19,56 | 65,02 | 35,00 | | 104,51 | 139,51 | 204,53 |
| FB 03 | | 21,28 | 40,13 | 61,41 | 39,00 | 1,00 | 218,86 | 258,86 | 320,26 |
| FB 04 | 16,51 | 42,47 | 22,78 | 81,76 | 21,25 | 1,00 | 191,94 | 214,19 | 295,95 |
| FB 05 | | 19,85 | 9,88 | 29,72 | 20,80 | | 46,42 | 67,22 | 96,95 |
| IW/NW | 26,06 | 171,40 | 119,28 | 316,75 | 148,05 | 2,00 | 774,85 | 924,90 | 1.241,65 |
| FB 06 | | 0,64 | 9,91 | 10,55 | 15,00 | 2,00 | 23,78 | 40,78 | 51,33 |
| FB 07 | | 3,00 | 10,75 | 13,75 | 19,50 | 1,00 | 61,75 | 82,25 | 96,01 |
| FB 08 | | 3,85 | 16,88 | 20,73 | 29,25 | 3,00 | 79,25 | 111,50 | 132,23 |
| FB 09 | | 0,99 | 16,00 | 16,99 | 17,00 | 1,00 | 61,91 | 79,91 | 96,90 |
| FB 10 | | 0,50 | 12,49 | 12,99 | 20,00 | | 73,00 | 93,00 | 105,99 |
| FB 11 | | 3,04 | 16,17 | 19,22 | 17,00 | | 67,48 | 84,48 | 103,70 |
| FB 12 | | 1,27 | 13,12 | 14,39 | 15,00 | 2,00 | 46,27 | 63,27 | 77,66 |
| GW/SW | 0,00 | 13,29 | 95,33 | 108,62 | 132,75 | 9,00 | 413,45 | 555,20 | 663,82 |
| MARUM | 2,00 | 52,13 | 15,62 | 69,75 | 9,00 | | 158,68 | 167,68 | 237,44 |
| sonstige Einheiten | 1,76 | 29,79 | 58,05 | 89,60 | 7,00 | 1,00 | 183,22 | 191,22 | 280,82 |
| Zentralverw. | 56,75 | 65,14 | 271,21 | 393,09 | 1,00 | | 20,00 | 21,00 | 414,09 |
| Einheiten außerh. FB | 60,51 | 147,06 | 344,88 | 552,45 | 17,00 | 1,00 | 361,91 | 379,91 | 932,35 |
| Insgesamt | 86,56 | 331,75 | 559,49 | 977,81 | 297,80 | 12,00 | 1.550,21 | 1.860,01 | 2.837,82 |

i) Personal in Vollzeitäquivalenten nach Organisationseinheiten und Geschlecht (alle Finanzierungen)

| | Dienstleistung | | | | | | Wissenschaft | | | | | | Insgesamt |
|-----------------------------|----------------|--------------|---------------|--------------|---------------|---------------|---------------|--------------|-------------|-------------|-----------------|---------------|-----------------|
| | Arbeit. | | Technik. | | Verw.+Schr. | | Prof | | Juniorprof. | | Wiss. Mittelbau | | |
| | M | W | M | W | M | W | M | W | M | W | M | W | |
| FB 01 | 3,00 | 1,02 | 38,91 | 8,97 | 1,25 | 25,68 | 30,00 | 2,00 | | | 174,83 | 38,29 | 323,96 |
| FB 02 | 3,65 | 1,88 | 4,76 | 35,17 | 0,26 | 19,31 | 28,00 | 7,00 | | | 59,33 | 45,18 | 204,53 |
| FB 03 | | | 19,71 | 1,56 | 7,47 | 32,66 | 26,00 | 13,00 | 1,00 | | 162,40 | 56,46 | 320,26 |
| FB 04 | 15,00 | 1,51 | 37,70 | 4,78 | 2,50 | 20,28 | 19,25 | 2,00 | 1,00 | | 155,06 | 36,88 | 295,95 |
| FB 05 | | | 9,14 | 10,71 | 1,00 | 8,88 | 16,00 | 4,80 | | | 33,99 | 12,43 | 96,95 |
| IW/NW | 21,65 | 4,41 | 110,21 | 61,19 | 12,48 | 106,81 | 119,25 | 28,80 | 2,00 | 0,00 | 585,61 | 189,24 | 1.241,65 |
| FB 06 | | | | 0,64 | 1,98 | 7,93 | 12,00 | 3,00 | 2,00 | | 14,12 | 9,66 | 51,33 |
| FB 07 | | | 2,00 | 1,00 | 1,50 | 9,25 | 16,50 | 3,00 | 1,00 | | 39,61 | 22,14 | 96,01 |
| FB 08 | | | 2,00 | 1,85 | 0,75 | 16,13 | 16,25 | 13,00 | 1,00 | 2,00 | 39,68 | 39,57 | 132,23 |
| FB 09 | | | 0,50 | 0,49 | 2,50 | 13,50 | 6,50 | 10,50 | | 1,00 | 29,80 | 32,11 | 96,90 |
| FB 10 | | | 0,50 | | | 12,49 | 10,00 | 10,00 | | | 18,01 | 55,00 | 105,99 |
| FB 11 | | | 2,28 | 0,77 | 3,77 | 12,41 | 10,00 | 7,00 | | | 24,77 | 42,72 | 103,70 |
| FB 12 | | | 1,27 | | 0,77 | 12,36 | 9,00 | 6,00 | 1,00 | 1,00 | 11,84 | 34,44 | 77,66 |
| GW/SW | 0,00 | 0,00 | 8,54 | 4,74 | 11,26 | 84,07 | 80,25 | 52,50 | 5,00 | 4,00 | 177,82 | 235,63 | 663,82 |
| MARUM | 2,00 | | 41,50 | 10,64 | 1,00 | 14,62 | 6,00 | 3,00 | | | 97,55 | 61,14 | 237,44 |
| sonstige Einheiten | 1,00 | 0,76 | 22,35 | 7,45 | 12,99 | 45,05 | 5,00 | 2,00 | | 1,00 | 96,86 | 86,37 | 280,82 |
| Zentralverw. | 41,83 | 14,92 | 51,32 | 13,82 | 77,47 | 193,74 | 1,00 | | | | 6,27 | 13,73 | 414,09 |
| Einheiten außerh. FB | 44,83 | 15,68 | 115,16 | 31,91 | 91,46 | 253,41 | 12,00 | 5,00 | 0,00 | 1,00 | 200,67 | 161,24 | 932,35 |
| Insgesamt | 66,48 | 20,08 | 233,92 | 97,84 | 115,20 | 444,29 | 211,50 | 86,30 | 7,00 | 5,00 | 964,11 | 586,10 | 2.837,82 |

j) Personal insgesamt (Köpfe) nach Alter

| Alter | Köpfe insg. | Dienststart | | | | |
|--------------|-------------|-------------|------------|--------------|------------|-------------|
| | | Arbeit. | Technik. | Verw. +Sekt. | Prof | Wiss |
| 18-25 | 109 | | 28 | 8 | | 73 |
| 26-30 | 731 | 4 | 33 | 34 | 1 | 659 |
| 31-35 | 544 | 2 | 20 | 59 | 10 | 453 |
| 36-40 | 376 | 4 | 19 | 57 | 38 | 258 |
| 41-45 | 314 | 6 | 36 | 86 | 41 | 145 |
| 46-50 | 484 | 17 | 87 | 148 | 68 | 164 |
| 51-55 | 415 | 23 | 72 | 135 | 61 | 124 |
| 56-60 | 310 | 27 | 51 | 111 | 57 | 64 |
| >60 | 232 | 15 | 31 | 72 | 46 | 68 |
| insg. | 3515 | 98 | 377 | 710 | 322 | 2008 |



k) Personal insgesamt (Köpfe) nach Alter im Zeitverlauf

| Alter | 2007 | 2008 | 2009 | 2010 | 2011 | 2012 | 2013 | 2014 | 2015 | 2016 |
|----------------------------|------|------|------|------|------|------|------|------|------|------|
| Nichtwiss. Personal | | | | | | | | | | |
| 18-35 | 13% | 13% | 13% | 13% | 13% | 13% | 15% | 15% | 15% | 16% |
| 36-50 | 51% | 50% | 49% | 48% | 47% | 45% | 43% | 42% | 41% | 39% |
| 51-65(+) | 36% | 37% | 38% | 39% | 41% | 42% | 42% | 43% | 44% | 45% |
| Prof | | | | | | | | | | |
| 18-35 | 2% | 3% | 2% | 1% | 2% | 2% | 2% | 4% | 4% | 3% |
| 36-50 | 46% | 46% | 48% | 47% | 47% | 48% | 47% | 44% | 45% | 46% |
| 51-65(+) | 52% | 50% | 50% | 51% | 51% | 50% | 51% | 52% | 51% | 51% |
| Wiss. Mittelbau | | | | | | | | | | |
| 18-35 | 51% | 54% | 55% | 56% | 56% | 56% | 57% | 58% | 58% | 59% |
| 36-50 | 36% | 34% | 33% | 32% | 32% | 32% | 31% | 30% | 30% | 28% |
| 51-65(+) | 13% | 12% | 12% | 12% | 12% | 12% | 12% | 12% | 12% | 13% |

2. Hilfskräfte

a) *Hilfskräfte insgesamt*

| | Insgesamt eingesetzte Hilfskräfte (Köpfe*) | | | Summe der Vertragsstunden | | |
|------|--|----------------|---------------|---------------------------|----------------|---------------|
| | Gesamt | davon weiblich | weiblich in % | Gesamt | davon weiblich | weiblich in % |
| 2010 | 2673 | 1320 | 49,38% | 460.589 | 201.715 | 43,80% |
| 2011 | 2709 | 1368 | 50,50% | 459.629 | 207.394 | 45,12% |
| 2012 | 2766 | 1330 | 48,08% | 472.139 | 210.833 | 44,65% |
| 2013 | 2739 | 1368 | 49,95% | 465.610 | 209.851 | 45,07% |
| 2014 | 2556 | 1245 | 48,71% | 463.416 | 207.155 | 44,70% |
| 2015 | 2473 | 1202 | 48,60% | 403.313 | 175.541 | 43,52% |
| 2016 | 2482 | 1203 | 48,47% | 410.300 | 184.572 | 44,98% |

b) *Hilfskräfte nach Staatsangehörigkeit*

| | Insgesamt eingesetzte Hilfskräfte (Köpfe*) | | | Summe der Vertragsstunden | | |
|------|--|----------------|---------------|---------------------------|----------------|---------------|
| | Gesamt | davon ausländ. | ausländ. in % | Gesamt | davon ausländ. | ausländ. in % |
| 2010 | 2673 | 316 | 11,82% | 460.589 | 65.610 | 14,24% |
| 2011 | 2709 | 288 | 10,63% | 459.629 | 60.528 | 13,17% |
| 2012 | 2766 | 286 | 10,34% | 472.139 | 61.424 | 13,01% |
| 2013 | 2739 | 286 | 10,44% | 465.610 | 54.472 | 11,70% |
| 2014 | 2556 | 214 | 8,37% | 463.416 | 45.841 | 9,89% |
| 2015 | 2473 | 203 | 8,21% | 403.313 | 39.718 | 9,85% |
| 2016 | 2482 | 243 | 9,79% | 410.300 | 46.810 | 11,41% |

c) *Hilfskräfte nach Staatsangehörigkeit und Geschlecht*

| Staatsangehörigkeit: Deutsch | | | | | | |
|-------------------------------------|--|----------------|---------------|---------------------------|----------------|---------------|
| | Insgesamt eingesetzte Hilfskräfte (Köpfe*) | | | Summe der Vertragsstunden | | |
| | Gesamt | davon weiblich | weiblich in % | Gesamt | davon weiblich | weiblich in % |
| 2010 | 2357 | 1163 | 49,34% | 394.979 | 172.440 | 43,66% |
| 2011 | 2421 | 1240 | 51,22% | 399.101 | 181.077 | 45,37% |
| 2012 | 2480 | 1225 | 49,40% | 410.716 | 188.706 | 45,95% |
| 2013 | 2453 | 1249 | 50,92% | 411.138 | 191.526 | 46,58% |
| 2014 | 2342 | 1153 | 49,23% | 417.575 | 190.739 | 45,68% |
| 2015 | 2270 | 1121 | 49,38% | 303.595 | 161.292 | 53,13% |
| 2016 | 2239 | 1100 | 49,13% | 363.490 | 165.856 | 45,63% |

| Staatsangehörigkeit: Ausland | | | | | | |
|-------------------------------------|--|----------------|---------------|---------------------------|----------------|---------------|
| | Insgesamt eingesetzte Hilfskräfte (Köpfe*) | | | Summe der Vertragsstunden | | |
| | Gesamt | davon weiblich | weiblich in % | Gesamt | davon weiblich | weiblich in % |
| 2010 | 316 | 157 | 49,68% | 65.610 | 29.275 | 44,62% |
| 2011 | 288 | 128 | 44,44% | 60.528 | 26.317 | 43,48% |
| 2012 | 286 | 105 | 36,71% | 61.424 | 22.127 | 36,02% |
| 2013 | 286 | 119 | 41,61% | 54.472 | 18.325 | 33,64% |
| 2014 | 214 | 92 | 42,99% | 45.841 | 16.416 | 35,81% |
| 2015 | 203 | 81 | 39,90% | 39.718 | 14.249 | 35,88% |
| 2016 | 243 | 103 | 42,39% | 46.810 | 18.716 | 39,98% |

d) Hilfskräfte nach Organisationseinheiten (Köpfe)

| Köpfe* | Ausland | | | Deutschland | | | Gesamt |
|--------------------------|------------|------------|------------|--------------|--------------|--------------|--------------|
| | M | W | Ges | M | W | Ges | |
| Fachbereich 01 | 30 | 9 | 39 | 120 | 42 | 162 | 201 |
| Fachbereich 02 | 5 | 7 | 12 | 56 | 54 | 110 | 122 |
| Fachbereich 03 | 18 | 12 | 30 | 178 | 83 | 261 | 291 |
| Fachbereich 04 | 30 | 11 | 41 | 166 | 64 | 230 | 271 |
| Fachbereich 05 | 1 | 1 | 2 | 20 | 13 | 33 | 35 |
| Fachbereich 06 | 1 | 2 | 3 | 16 | 23 | 39 | 42 |
| Fachbereich 07 | 9 | 4 | 13 | 70 | 61 | 131 | 144 |
| Fachbereich 08 | 4 | 5 | 9 | 73 | 78 | 151 | 160 |
| Fachbereich 09 | 3 | 2 | 5 | 53 | 85 | 138 | 143 |
| Fachbereich 10 | 2 | 9 | 11 | 12 | 84 | 96 | 107 |
| Fachbereich 11 | 2 | 4 | 6 | 25 | 82 | 107 | 113 |
| Fachbereich 12 | 2 | 3 | 5 | 29 | 75 | 104 | 109 |
| sonstige Einheiten | 28 | 26 | 54 | 277 | 247 | 524 | 578 |
| Zentralverw. / Uni allg. | 5 | 8 | 13 | 44 | 109 | 153 | 166 |
| Gesamt | 140 | 103 | 243 | 1.139 | 1.100 | 2.239 | 2.482 |

*Tätigkeiten in mehreren Bereichen werden auch jeweils mehrfach gezählt

e) Hilfskräfte nach Organisationseinheiten (Summe der Vertragsstunden)

| Vertragsstunden | Ausland | | | Deutschland | | | Gesamt |
|--------------------------|---------------|---------------|---------------|----------------|----------------|----------------|----------------|
| | M | W | Ges | M | W | Ges | |
| Fachbereich 01 | 3.401 | 1.303 | 4.704 | 19.189 | 5.178 | 24.367 | 29.071 |
| Fachbereich 02 | 510 | 1.877 | 2.387 | 5.465 | 6.305 | 11.770 | 14.157 |
| Fachbereich 03 | 3.605 | 2.690 | 6.295 | 35.681 | 16.212 | 51.893 | 58.188 |
| Fachbereich 04 | 8.437 | 2.511 | 10.948 | 36.588 | 13.367 | 49.955 | 60.903 |
| Fachbereich 05 | 120 | 60 | 180 | 2.076 | 2.177 | 4.253 | 4.433 |
| Fachbereich 06 | 20 | 110 | 130 | 2.711 | 4.255 | 6.966 | 7.096 |
| Fachbereich 07 | 1.733 | 275 | 2.008 | 10.561 | 9.055 | 19.616 | 21.624 |
| Fachbereich 08 | 215 | 361 | 576 | 9.401 | 9.582 | 18.983 | 19.559 |
| Fachbereich 09 | 198 | 464 | 662 | 5.472 | 9.206 | 14.678 | 15.340 |
| Fachbereich 10 | 389 | 965 | 1.354 | 1.504 | 7.508 | 9.012 | 10.366 |
| Fachbereich 11 | 101 | 310 | 411 | 3.623 | 11.819 | 15.442 | 15.853 |
| Fachbereich 12 | 189 | 155 | 344 | 2.851 | 8.963 | 11.814 | 12.158 |
| sonstige Einheiten | 7.868 | 6.079 | 13.947 | 55.595 | 47.431 | 103.026 | 116.973 |
| Zentralverw. / Uni allg. | 1.308 | 1.556 | 2.864 | 6.919 | 14.798 | 21.717 | 24.581 |
| Gesamt | 28.094 | 18.716 | 46.810 | 197.635 | 165.856 | 363.490 | 410.300 |

*Tätigkeiten in mehreren Bereichen werden auch jeweils mehrfach gezählt

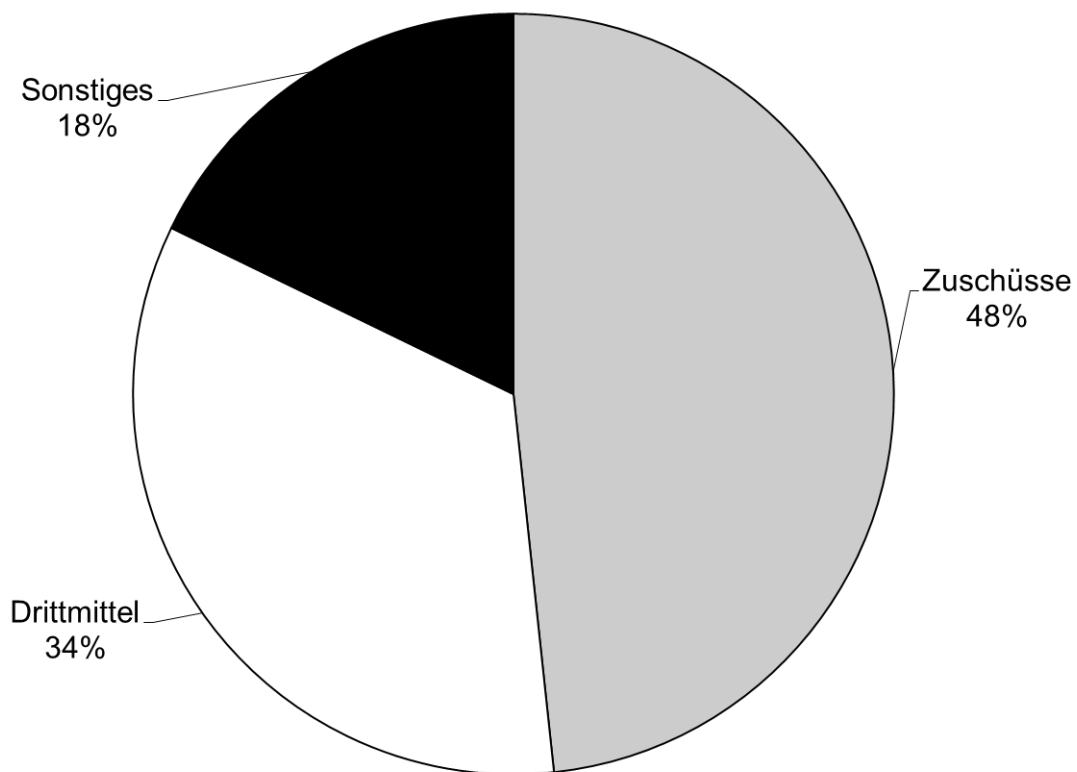
Echte Köpfe in 2016: 2237

3. Finanzen

Soweit nicht anders erwähnt, werden im folgenden alle Angaben in Tausend Euro gemacht.

a) *in 2016 zur Verfügung stehende Mittel*

| | |
|---------------------------------------|----------------|
| Gesamtsumme der Einnahmen 2016 | 325.771 |
| davon Zuschüsse | 157.346 |
| davon Drittmittel | 110.428 |
| davon Sonstiges | 57.997 |
| insbes. Sonderprogramme | 23.616 |

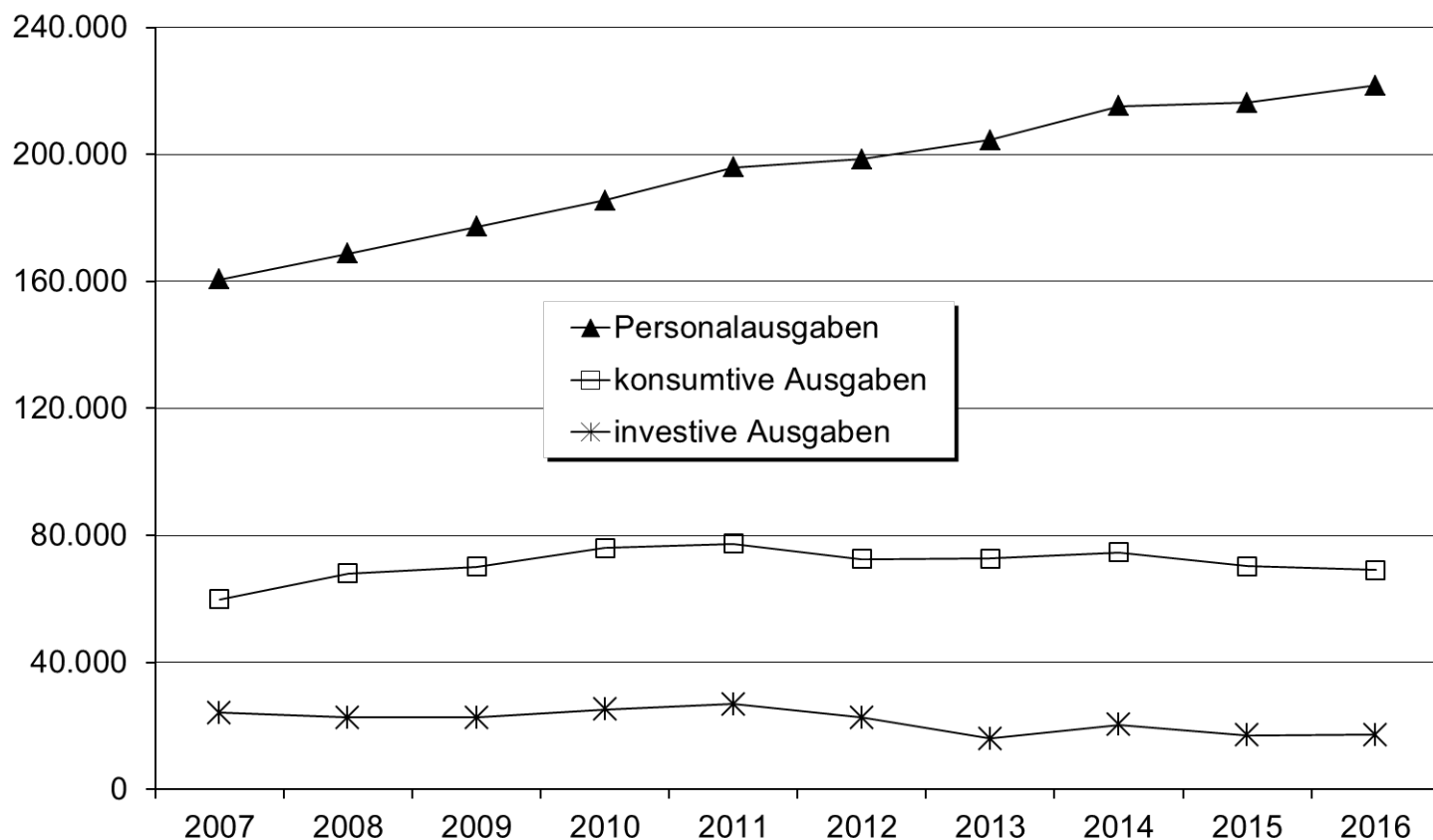


nachrichtlich: Einnahmen im Zeitverlauf

| | 2010 | 2011 | 2012 | 2013 | 2014 | 2015 | 2016 |
|----------------------------------|----------------|----------------|----------------|----------------|----------------|----------------|----------------|
| davon Zuschüsse | 136.276 | 138.303 | 134.512 | 138.544 | 141.659 | 144.740 | 157.346 |
| davon Drittmittel | 91.443 | 90.982 | 90.790 | 91.571 | 99.231 | 106.845 | 110.428 |
| davon Sonstiges | 50.777 | 53.221 | 53.714 | 52.777 | 60.854 | 60.808 | 57.997 |
| Gesamtsumme der Einnahmen | 278.496 | 282.506 | 279.016 | 282.892 | 301.744 | 312.393 | 325.771 |

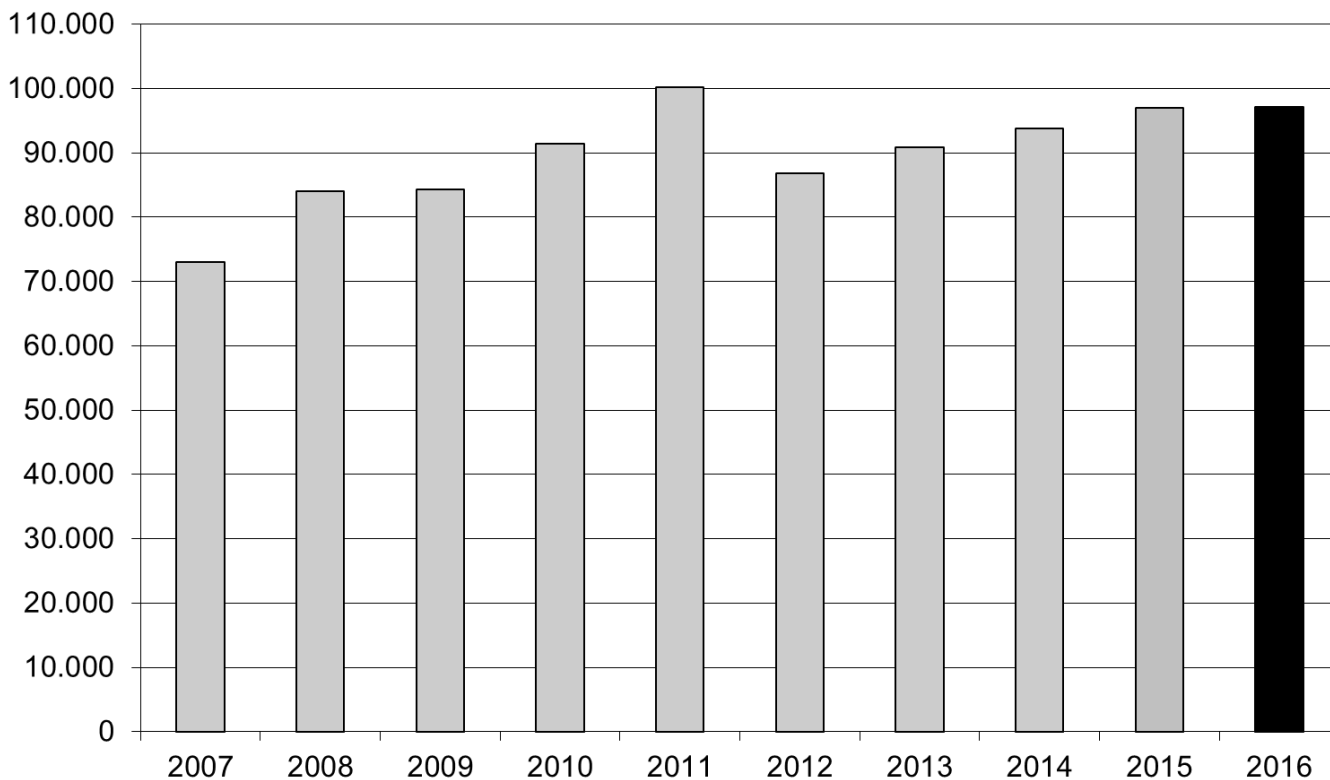
b) Entwicklung der Gesamtausgaben

| | 2007 | 2008 | 2009 | 2010 | 2011 | 2012 | 2013 | 2014 | 2015 | 2016 |
|---------------------|----------------|----------------|----------------|----------------|----------------|----------------|----------------|----------------|----------------|----------------|
| Personalausgaben | 160.644 | 168.740 | 177.259 | 185.477 | 195.957 | 198.534 | 204.483 | 215.226 | 216.345 | 221.636 |
| konsumtive Ausgaben | 59.910 | 68.029 | 70.162 | 75.959 | 77.325 | 72.557 | 72.670 | 74.657 | 70.281 | 69.038 |
| investive Ausgaben | 24.214 | 22.653 | 22.623 | 25.191 | 26.844 | 22.616 | 16.053 | 20.399 | 17.098 | 17.292 |
| Summe | 244.768 | 259.422 | 270.044 | 286.626 | 300.126 | 293.707 | 293.206 | 310.282 | 303.724 | 307.966 |



c) *Entwicklung der Drittmittelausgaben*

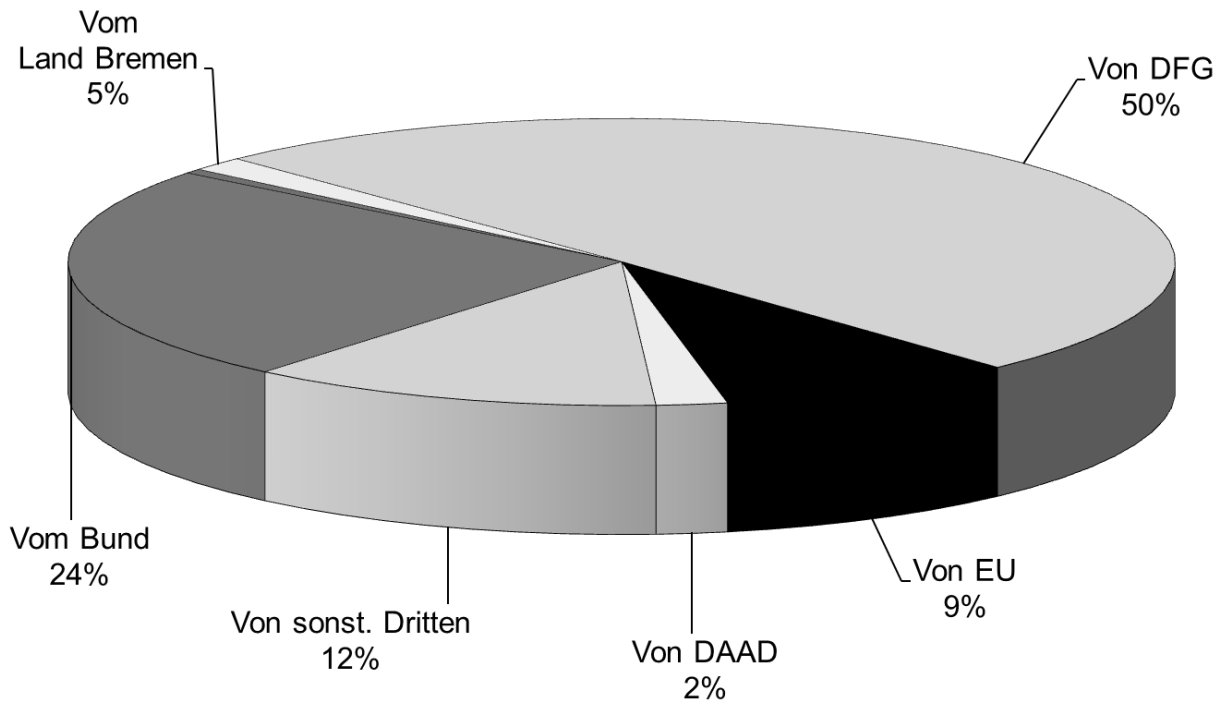
| | 2007 | 2008 | 2009 | 2010 | 2011 | 2012 | 2013 | 2014 | 2015 | 2016 |
|---------------------|---------------|---------------|---------------|---------------|----------------|---------------|---------------|---------------|---------------|---------------|
| Personalausgaben | 46.008 | 53.596 | 53.224 | 58.143 | 59.910 | 57.609 | 61.475 | 64.778 | 68.181 | 67.095 |
| konsumtive Ausgaben | 22.464 | 26.692 | 26.547 | 27.545 | 32.331 | 24.204 | 24.849 | 22.685 | 22.756 | 23.101 |
| investive Ausgaben | 4.548 | 3.797 | 4.603 | 5.667 | 8.021 | 4.999 | 4.533 | 6.378 | 5.996 | 6.878 |
| Summe | 73.020 | 84.085 | 84.374 | 91.355 | 100.262 | 86.812 | 90.857 | 93.841 | 96.933 | 97.074 |



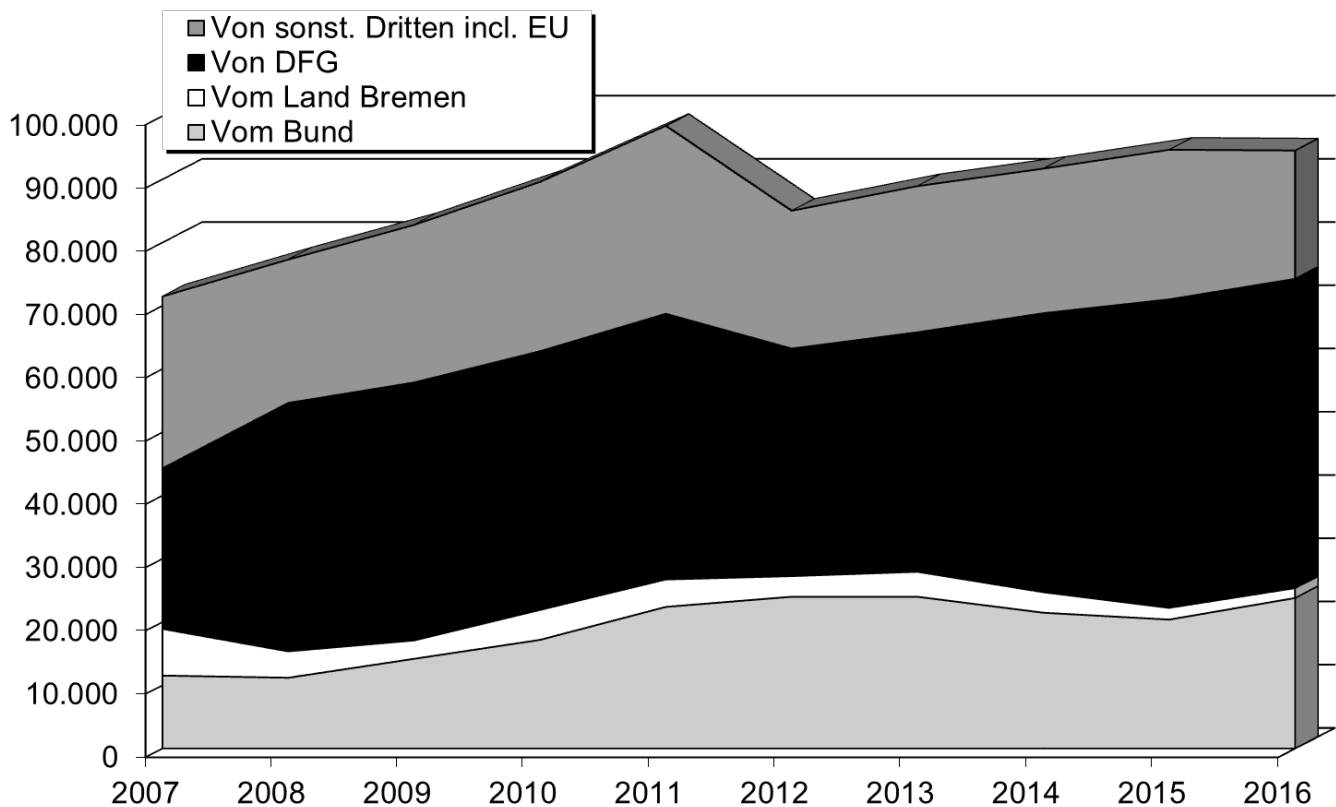
d) *Entwicklung der Drittmittelausgaben nach Mittelgebern*

| | 2007 | 2008 | 2009 | 2010 | 2011 | 2012 | 2013 | 2014 | 2015 | 2016 |
|---------------------|---------------|---------------|---------------|---------------|----------------|---------------|---------------|---------------|---------------|---------------|
| Vom Bund | 11.527 | 11.184 | 14.182 | 17.173 | 22.388 | 23.994 | 23.989 | 21.467 | 20.380 | 23.794 |
| Von Ländern | 298 | 322 | 541 | 579 | 643 | 699 | 695 | 823 | 753 | 505 |
| Von Gemeinden | 51 | 54 | 44 | 102 | 32 | 39 | 41 | -1 | | |
| Vom Land Bremen | 7.388 | 4.174 | 2.898 | 4.722 | 4.334 | 3.259 | 3.954 | 3.247 | 1.852 | 1.558 |
| Von Gemeinde Bremen | 97 | 49 | 26 | 27 | 67 | 19 | 9 | 2 | | |
| Von DFG | 25.398 | 39.297 | 40.807 | 40.938 | 42.031 | 35.995 | 37.880 | 44.128 | 48.794 | 48.923 |
| Von EU | 6.539 | 6.350 | 5.696 | 4.867 | 7.498 | 6.876 | 8.877 | 9.752 | 9.940 | 8.539 |
| Von DAAD | 1.098 | 1.035 | 977 | 1.069 | 1.051 | 1.028 | 1.183 | 1.330 | 1.504 | 2.011 |
| Von sonst. Dritten | 20.624 | 21.620 | 19.203 | 21.878 | 22.218 | 14.903 | 14.229 | 13.093 | 13.710 | 11.744 |
| Summe | 73.020 | 84.085 | 84.374 | 91.355 | 100.262 | 86.812 | 90.857 | 93.841 | 96.933 | 97.074 |

Die Zusammensetzung der Drittmittelausgaben nach Mittelgeber in Prozentangaben stellt sich wie folgt dar.

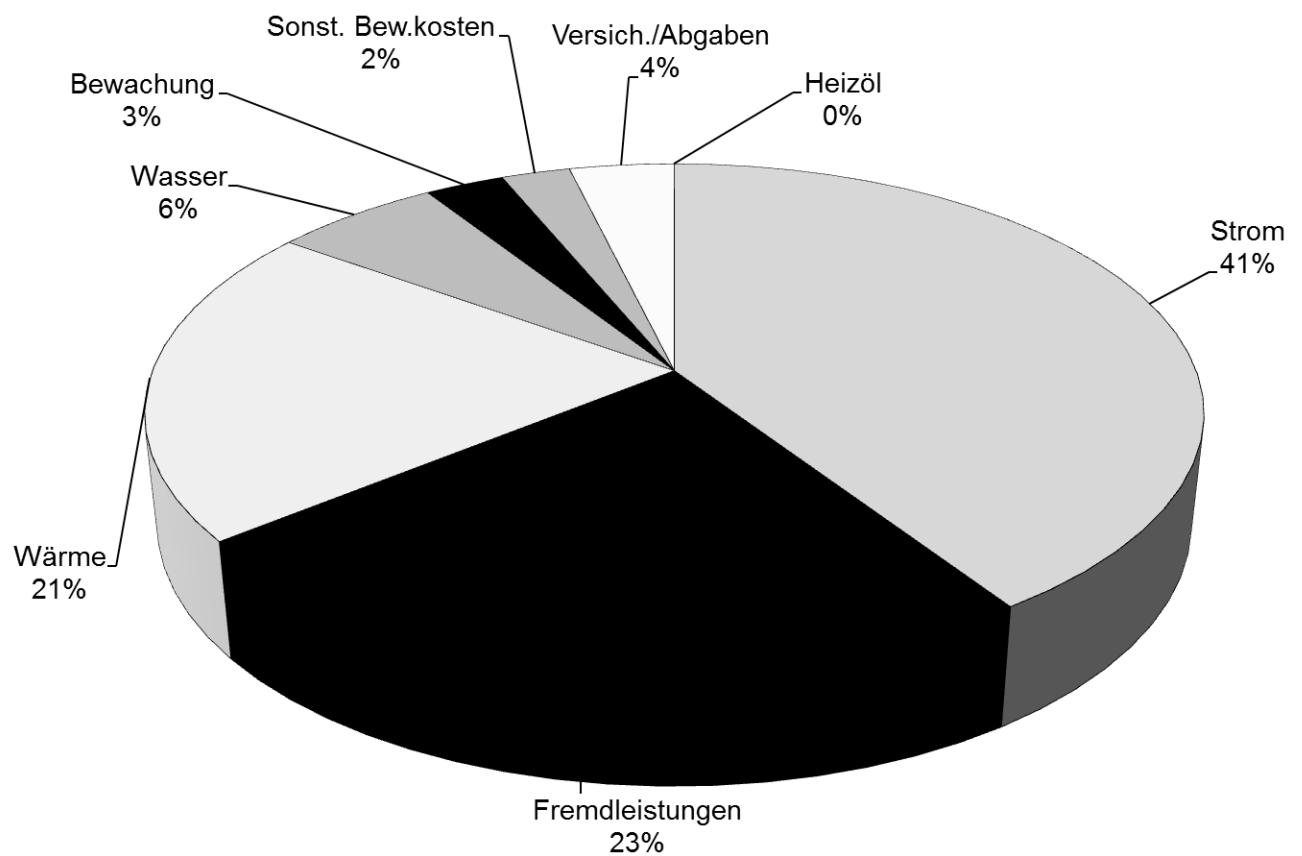


Nachfolgend ist die Entwicklung der Drittmittelausgaben für die vier bedeutendsten Mittelgeber dargestellt.

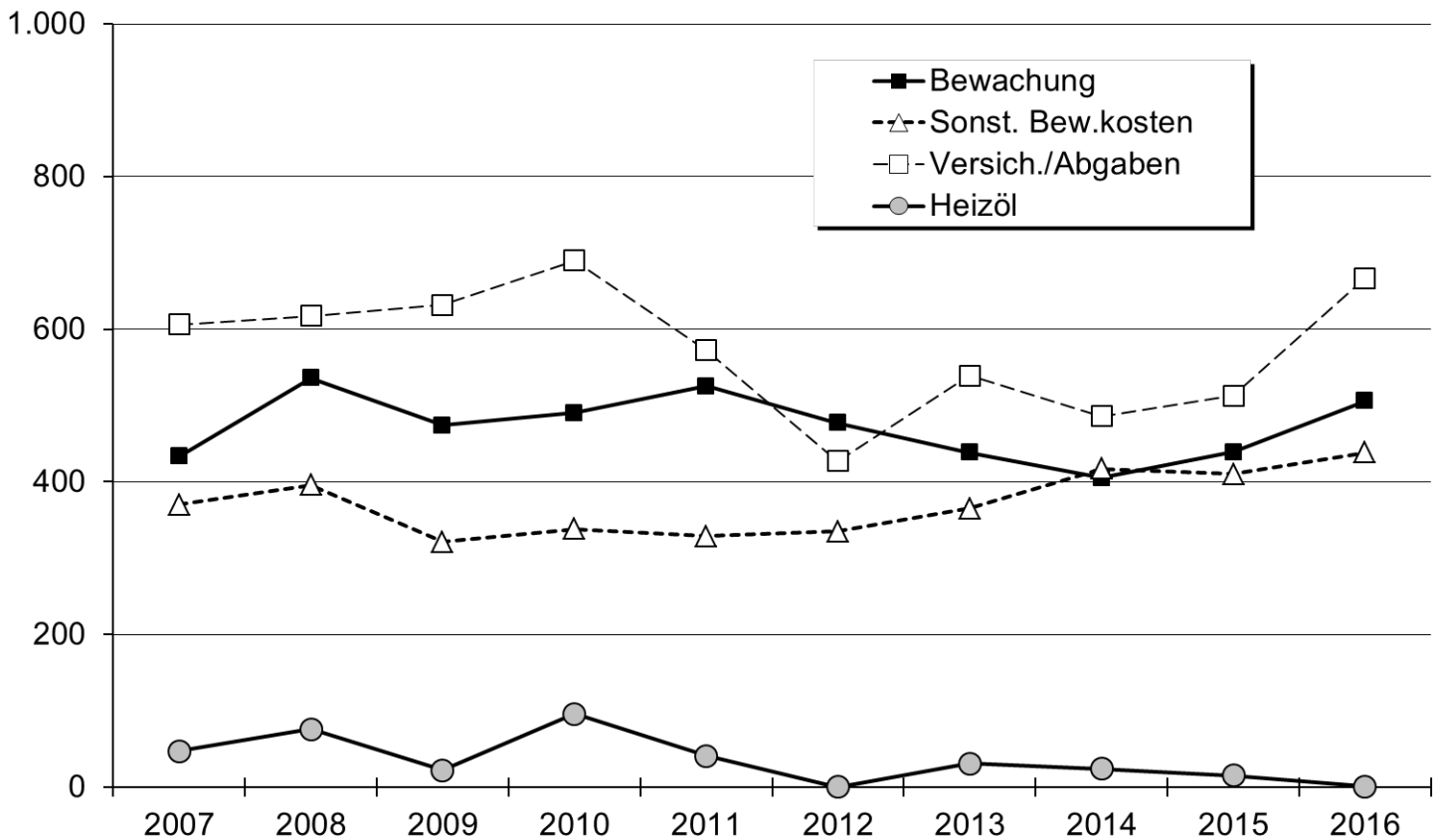
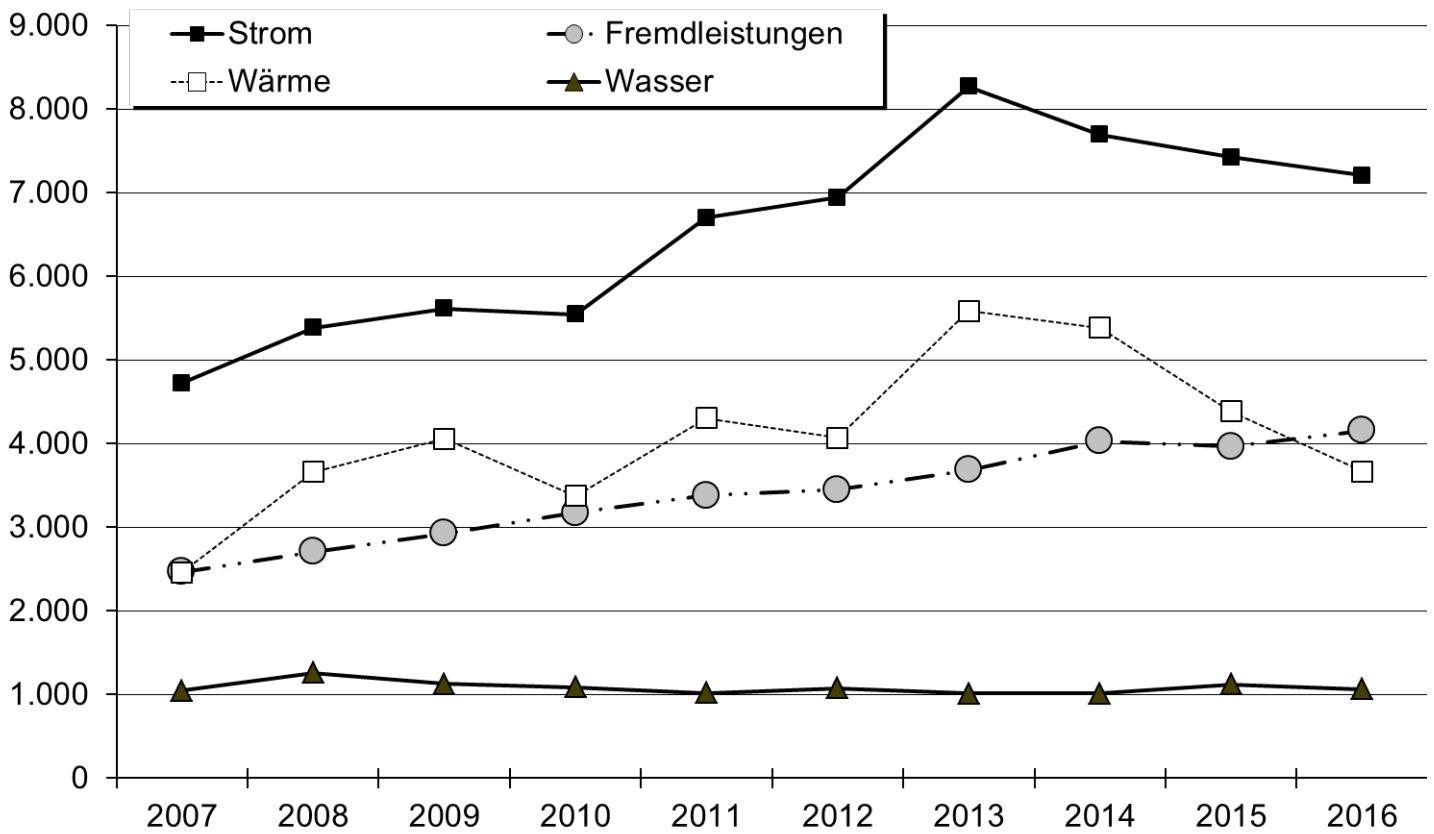


e) *Entwicklung der Bewirtschaftungsausgaben*

| | 2007 | 2008 | 2009 | 2010 | 2011 | 2012 | 2013 | 2014 | 2015 | 2016 |
|-------------------|---------------|---------------|---------------|---------------|---------------|---------------|---------------|---------------|---------------|---------------|
| Strom | 4.722 | 5.383 | 5.614 | 5.549 | 6.702 | 6.944 | 8.268 | 7.694 | 7.422 | 7.209 |
| Fremdleistungen | 2.466 | 2.711 | 2.925 | 3.174 | 3.383 | 3.450 | 3.684 | 4.030 | 3.968 | 4.157 |
| Wärme | 2.463 | 3.660 | 4.057 | 3.374 | 4.305 | 4.071 | 5.584 | 5.386 | 4.383 | 3.670 |
| Wasser | 1.049 | 1.258 | 1.126 | 1.087 | 1.018 | 1.078 | 1.016 | 1.014 | 1.120 | 1.064 |
| Bewachung | 433 | 536 | 474 | 490 | 525 | 477 | 438 | 405 | 439 | 506 |
| Sonst. Bew.kosten | 370 | 396 | 321 | 338 | 329 | 335 | 365 | 417 | 410 | 438 |
| Versich./Abgaben | 606 | 617 | 632 | 690 | 572 | 427 | 539 | 486 | 513 | 667 |
| Heizöl | 47 | 76 | 22 | 96 | 41 | 0 | 31 | 24 | 15 | 1 |
| Summe | 12.156 | 14.637 | 15.171 | 14.798 | 16.875 | 16.782 | 19.925 | 19.456 | 18.270 | 17.712 |



Fortsetzung: Grafiken Bewirtschaftungsausgaben



D. Internationale Verflechtungen der Universität Bremen

1. Vollstudierende mit ausländischer Staatsangehörigkeit im WS 16/17

| Land | M | W | Ges |
|-------------------------|------------|------------|-------------|
| Albanien | 3 | 3 | 6 |
| Belgien | | 1 | 1 |
| Bosnien und Herzegowina | 10 | 6 | 16 |
| Bulgarien | 16 | 24 | 40 |
| Dänemark | 2 | 2 | 4 |
| Estland | | 2 | 2 |
| Finnland | 1 | 1 | 2 |
| Frankreich | 13 | 6 | 19 |
| Griechenland | 18 | 21 | 39 |
| Irland | 1 | 1 | 2 |
| Italien | 19 | 23 | 42 |
| Kosovo | 4 | 3 | 7 |
| Kroatien | 4 | 7 | 11 |
| Lettland | 3 | 6 | 9 |
| Litauen | 4 | 5 | 9 |
| Luxemburg | 6 | 4 | 10 |
| Mazedonien | 3 | 5 | 8 |
| Moldau | 5 | 2 | 7 |
| Montenegro | 2 | | 2 |
| Niederlande | 11 | 3 | 14 |
| Norwegen | 1 | 1 | 2 |
| Österreich | 15 | 10 | 25 |
| Polen | 21 | 26 | 47 |
| Portugal | 9 | 22 | 31 |
| Rumänien | 13 | 8 | 21 |
| Russische Foederation | 29 | 83 | 112 |
| Schweden | 1 | 1 | 2 |
| Schweiz | 6 | 5 | 11 |
| Serbien | | 2 | 2 |
| Slowakei | 1 | | 1 |
| Slowenien | 1 | 2 | 3 |
| Spanien | 14 | 24 | 38 |
| Tschechische Republik | 2 | 5 | 7 |
| Türkei | 154 | 215 | 369 |
| Ukraine | 24 | 46 | 70 |
| Ungarn | 3 | 1 | 4 |
| Vereinigtes Königreich | 5 | 6 | 11 |
| Weißrussland (Belarus) | 4 | 15 | 19 |
| Zypern | 1 | 2 | 3 |
| Europa Ges | 429 | 599 | 1028 |

| Land | M | W | Ges |
|---------------------------|------------|------------|------------|
| Afghanistan | 8 | 4 | 12 |
| Armenien | 3 | 8 | 11 |
| Aserbaidtschan | 2 | 1 | 3 |
| Bangladesch | 60 | 10 | 70 |
| Brunei Darussalam | | 1 | 1 |
| China (VR) | 82 | 88 | 170 |
| Georgien | 6 | 8 | 14 |
| Indien | 72 | 32 | 104 |
| Indonesien | 8 | 16 | 24 |
| Irak | 4 | 2 | 6 |
| Iran | 44 | 30 | 74 |
| Israel | 1 | 1 | 2 |
| Japan | 3 | 2 | 5 |
| Jemen | 1 | 1 | 2 |
| Jordanien | 6 | 2 | 8 |
| Kasachstan | 3 | 1 | 4 |
| Kirgisistan | | 1 | 1 |
| Korea, Republik | 7 | 9 | 16 |
| Libanon | 7 | 3 | 10 |
| Malaysia | 4 | | 4 |
| Mongolei | | 2 | 2 |
| Nepal | 2 | | 2 |
| Pakistan, Islam. Republik | 77 | 8 | 85 |
| Palästinensische Gebiete | 5 | 1 | 6 |
| Philippinen | 3 | 1 | 4 |
| Singapur | 1 | | 1 |
| Sri Lanka(Ceylon) | 1 | | 1 |
| Syrien | 14 | 6 | 20 |
| Tadschikistan | 1 | 2 | 3 |
| Taiwan | 3 | 9 | 12 |
| Thailand | 2 | 5 | 7 |
| Usbekistan | 7 | 6 | 13 |
| Vietnam | 15 | 20 | 35 |
| Asien Ges | 452 | 280 | 732 |

| Land | M | W | Ges |
|-----------------------|----------|----------|----------|
| Australien | 3 | 2 | 5 |
| Fidschi-Inseln | 1 | 1 | 2 |
| Australien Ges | 4 | 3 | 7 |

noch Vollstudierende mit ausländischer Staatsangehörigkeit

| Land | M | W | Ges |
|--------------------|-----------|------------|------------|
| Argentinien | 2 | | 2 |
| Barbados | 1 | | 1 |
| Bolivien | 2 | 2 | 4 |
| Brasilien | 23 | 21 | 44 |
| Chile | 6 | 6 | 12 |
| Costa Rica | | 1 | 1 |
| Ecuador | 2 | 4 | 6 |
| El Salvador | 2 | 2 | 4 |
| Guatemala | 2 | 2 | 4 |
| Honduras | 1 | | 1 |
| Kanada | 5 | 7 | 12 |
| Kolumbien | 13 | 15 | 28 |
| Kuba | 1 | 1 | 2 |
| Mexiko | 4 | 17 | 21 |
| Paraguay | 2 | | 2 |
| Peru | 3 | 4 | 7 |
| Uruguay | 1 | | 1 |
| USA | 16 | 21 | 37 |
| Venezuela | 1 | 5 | 6 |
| Amerika Ges | 87 | 108 | 195 |

| Land | M | W | Ges |
|------------------------|-----------|-----------|-----------|
| Sonstige | 2 | 1 | 3 |
| Staatenlos | 10 | 10 | 20 |
| Ungeklärt | 1 | 1 | 2 |
| ohne Angabe Ges | 13 | 12 | 25 |

| Land | M | W | Ges |
|-----------------|-------------|-------------|-------------|
| Welt Ges | 1189 | 1071 | 2260 |

| Land | M | W | Ges |
|--------------------|------------|-----------|------------|
| Ägypten | 24 | 5 | 29 |
| Algerien | | 1 | 1 |
| Angola | 1 | | 1 |
| Äthiopien | 2 | 2 | 4 |
| Benin | 2 | | 2 |
| Cote d'Ivoire | 3 | 3 | 6 |
| Gambia | 1 | | 1 |
| Ghana | 11 | 1 | 12 |
| Guinea | 4 | 1 | 5 |
| Kamerun | 66 | 28 | 94 |
| Kenia | 4 | 2 | 6 |
| Kongo (Demp. Rep.) | 1 | 1 | 2 |
| Liberia | 1 | | 1 |
| Marokko | 11 | 8 | 19 |
| Mosambik | | 1 | 1 |
| Nigeria | 44 | 10 | 54 |
| Senegal | 3 | | 3 |
| Simbabwe | | 1 | 1 |
| Südafrika | 1 | | 1 |
| Sudan | 3 | | 3 |
| Togo | 10 | | 10 |
| Tschad | 1 | | 1 |
| Tunesien | 10 | 3 | 13 |
| Uganda | 1 | 2 | 3 |
| Afrika Ges | 204 | 69 | 273 |

2. Ausländische Studierende gesamt im WS 16/17

| Vollstudierende | Gaststudierende (max. zwei Jahre an der Universität Bremen; im Rahmen von Stipendien, Programmen u. ä.) | Vorbereitungsstudierende (müssen noch Sprachprüfung oder Feststellungsprüfung ablegen, bevor sie den Status Vollzeitstudierender erlangen) | Gesamt |
|-----------------|--|---|-------------|
| 2260 | 278 | 153 | 2691 |

3. Partnerhochschulen

a) Anzahl der bilateralen Erasmus Verträge mit europäischen Partnerhochschulen

| Land | 2013/14 | 2014/15 | 2015/16 |
|-------------------|------------|------------|------------|
| Belgien | 14 | 11 | 14 |
| Bulgarien | 4 | 2 | 3 |
| Dänemark | 23 | 17 | 18 |
| Estland | 10 | 8 | 9 |
| Finnland | 19 | 21 | 21 |
| Frankreich | 84 | 74 | 77 |
| Griechenland | 7 | 7 | 10 |
| Großbritannien | 18 | 18 | 23 |
| Irland | 4 | 6 | 9 |
| Island | 3 | 2 | 2 |
| Italien | 59 | 58 | 58 |
| Kroatien | 1 | 1 | 2 |
| Lettland | 14 | 14 | 12 |
| Litauen | 9 | 10 | 8 |
| Luxemburg | 2 | 2 | 2 |
| Malta | 1 | 1 | 1 |
| Niederlande | 19 | 21 | 23 |
| Norwegen | 28 | 24 | 23 |
| Österreich | 15 | 13 | 18 |
| Polen | 53 | 46 | 52 |
| Portugal | 23 | 21 | 20 |
| Rumänien | 10 | 14 | 10 |
| Schweden | 38 | 38 | 37 |
| Schweiz | 13 | 12 | 15 |
| Slowakei | 6 | 5 | 5 |
| Slowenien | 6 | 6 | 9 |
| Spanien | 96 | 87 | 96 |
| Tschechische Rep. | 12 | 16 | 17 |
| Türkei | 77 | 79 | 80 |
| Ungarn | 13 | 10 | 8 |
| Zypern | 1 | 1 | 1 |
| Gesamt | 682 | 645 | 683 |

b) DozentInnen an Partnerhochschulen

Die nachfolgende Tabelle zeigt die Dozenten, der Universität Bremen, die im Rahmen des Erasmus-Programms im Hochschuljahr 2015/2016 an einer europäischen Partnerhochschule unterrichtet haben

| Land | 2013/14 | 2014/15 | 2015/16 |
|----------------|---------|---------|---------|
| Belgien | | | 1 |
| Dänemark | | 1 | |
| Estland | 1 | | |
| Finnland | 1 | | |
| Frankreich | 3 | 6 | 3 |
| Griechenland | | 1 | 1 |
| Großbritannien | 2 | 2 | 3 |
| Irland | 1 | 2 | |
| Italien | 4 | 2 | 4 |
| Litauen | 5 | 5 | |
| Niederlande | 2 | | 3 |
| Norwegen | 1 | 1 | |
| Österreich | 1 | 3 | 2 |
| Polen | 5 | 1 | 4 |

| Land | 2013/14 | 2014/15 | 2015/16 |
|-----------------------|-----------|-----------|-----------|
| Portugal | | | 2 |
| Rumänien | 2 | | 1 |
| Schweden | 5 | 4 | 3 |
| Schweiz | 2 | | |
| Slowakei | 1 | | |
| Spanien | 7 | 4 | 4 |
| Tschechische Republik | | 1 | 1 |
| Türkei | 1 | 5 | 5 |
| Ungarn | 1 | | |
| Zypern | | 1 | |
| Gesamt | 45 | 39 | 37 |

| | | | |
|----------------------|-----------------|-----------------|-----------------|
| Fördervolumen | 41.750 € | 37.785 € | 43.535 € |
|----------------------|-----------------|-----------------|-----------------|

4. Studierende im europäischen Austauschprogramm ERASMUS

Erasmus-Outgoings im Akademischen Jahr 2015/16

| Land | 2015/16 | FB | 2015/16 |
|------------------------|------------|------------|------------|
| Belgien | 3 | FB 1 | 0 |
| Bulgarien | 1 | FB 2 | 16 |
| Dänemark | 7 | FB 3 | 13 |
| Estland | 8 | FB 4 | 13 |
| Finnland | 11 | FB 5 | 10 |
| Frankreich | 32 | FB 6 | 9 |
| Griechenland | 1 | FB 7 | 32 |
| Irland | 15 | FB 8 | 71 |
| Island | 2 | FB 9 | 26 |
| Italien | 16 | FB 10 | 72 |
| Lettland | 3 | FB 11 | 27 |
| Litauen | 1 | FB 12 | 9 |
| Luxemburg | 1 | Ges | 298 |
| Malta | 2 | | |
| Niederlande | 13 | | |
| Norwegen | 19 | | |
| Österreich | 5 | | |
| Polen | 5 | | |
| Portugal | 7 | | |
| Schweden | 34 | | |
| Slowakei | 2 | | |
| Slowenien | 3 | | |
| Spanien | 39 | | |
| Tschechien | 6 | | |
| Türkei | 23 | | |
| Ungarn | 9 | | |
| Vereinigtes Königreich | 30 | | |
| Ges | 298 | | |

Erasmus-Incomings im Akademischen Jahr 2015/16

| Land | 2015/16 |
|--------------|------------|
| Belgien | 2 |
| Bulgarien | 1 |
| Dänemark | 3 |
| England | 12 |
| Estland | 1 |
| Finnland | 8 |
| Frankreich | 37 |
| Griechenland | 11 |
| Irland | 10 |
| Italien | 45 |
| Kroatien | 0 |
| Lettland | 4 |
| Litauen | 1 |
| Luxemburg | 0 |
| Niederlande | 5 |
| Norwegen | 4 |
| Österreich | 5 |
| Polen | 22 |
| Portugal | 5 |
| Rumänien | 6 |
| Schweden | 3 |
| Schweiz* | 3 |
| Slowakei | 3 |
| Slowenien | 1 |
| Spanien | 33 |
| Tschechien | 7 |
| Türkei | 38 |
| Ungarn | 10 |
| Ges | 280 |

| FB | 2015/16 |
|------------|------------|
| 1 | 2 |
| 2 | 14 |
| 3 | 11 |
| 4 | 44 |
| 5 | 4 |
| 6 | 12 |
| 7 | 55 |
| 8 | 60 |
| 9 | 12 |
| 10 | 62 |
| 11 | 9 |
| 12 | 11 |
| Ges | 296 |

Incl. E-Mundus u. E+Int.Dim.

* Swiss European Mobility Programme

| | 2015/16 |
|--------------------------|---------|
| Erasmus Mundus | 9 |
| Erasmus + Internat. Dim. | 7 |

5. Studierendenmobilität: Austauschprogramme außerhalb Europas

Incomings

| Kontinent | 2013/14 | 2014/15 | 2015/16 |
|---------------|------------|-----------|------------|
| Afrika | 4 | 5 | 3 |
| Asien | 32 | 32 | 20 |
| Australien | | | |
| Osteuropa | 13 | 20 | 13 |
| Nordamerika | 32 | 17 | 19 |
| Lateinamerika | 28 | 25 | 16 |
| Ges | 109 | 99 | 71* |

Outgoings

| Kontinent | 2013/14 | 2014/15 | 2015/16 |
|---------------|------------|------------|------------|
| Afrika | 19 | 16 | 15 |
| Asien | 28 | 30 | 37 |
| Australien | 4 | 4 | 8 |
| Osteuropa | 12 | 2 | 4 |
| Nordamerika | 28 | 34 | 38 |
| Lateinamerika | 18 | 16 | 12 |
| Ges | 109 | 102 | 114 |

*Wirtschaftskrise Russland, Asien: k.A., LA: fast keine Kolumbianer (und kaum UFSC im SS16)

PROMOS-Geförderte

| Art der Förderung | 2013 | 2014 | 2015 | 2016 |
|---------------------|-----------|-----------|-----------|-----------|
| Sudienaufenthalt | 64 | 51 | 64 | 49 |
| Praktikum | 14 | 15 | 13 | 20 |
| Fachkurs/Sprachkurs | 2 | 2 | 1 | |
| Ges | 80 | 68 | 78 | 69 |

6. Praktika im Rahmen von Erasmus

Studierende der Universität, die im Rahmen des Erasmus-Programms ein Praktikum absolviert haben

| | 2013/14 | 2014/15 | 2015/16 |
|----------------|-----------|-----------|-----------|
| Belgien | 6 | 6 | 2 |
| Bulgarien | | 2 | |
| Dänemark | 1 | 1 | 5 |
| Estland | | | 1 |
| Finnland | | | 2 |
| Frankreich | 4 | 4 | 12 |
| Griechenland | | | 2 |
| Großbritannien | 11 | 10 | 14 |
| Irland | | 1 | 2 |
| Island | | | 1 |
| Italien | 5 | 2 | 2 |
| Lettland | | | 1 |
| Litauen | 1 | | 1 |
| Luxemburg | | | 2 |
| Malta | | 2 | 3 |
| Niederlande | 4 | 1 | 2 |
| Norwegen | | 2 | 2 |
| Österreich | | 3 | 6 |
| Polen | | 1 | |
| Portugal | | 3 | 3 |
| Schweden | 3 | 3 | 4 |
| Schweiz | 3 | | |
| Spanien | 15 | 16 | 11 |
| Tschechien | 2 | | 3 |
| Türkei | 1 | 11 | 15 |
| Ungarn | 1 | | |
| Gesamt | 57 | 68 | 96 |

7. Austausch von Verwaltungsmitarbeitern im Rahmen von ERASMUS

VerwaltungsmitarbeiterInnen, die im Rahmen des Erasmus-Programms an einer europäischen Partnerhochschule eine Fortbildung gemacht haben

| Land | 2013/14 | 2014/15 | 2015/16 |
|-----------------------|----------------|-----------------|-----------------|
| Dänemark | 1 | | |
| Estland | 1 | 2 | |
| Finnland | 1 | 1 | |
| Frankreich | 1 | | 3 |
| Großbritannien | | 3 | 1 |
| Italien | | 1 | 3 |
| Lettland | | 3 | 1 |
| Litauen | | 1 | 2 |
| Niederlande | | 1 | 1 |
| Norwegen | | 2 | 2 |
| Österreich | | | 2 |
| Polen | | 2 | |
| Portugal | | | 3 |
| Rumänien | 1 | | |
| Spanien | | 1 | 2 |
| Tschechische Republik | 2 | | 1 |
| Türkei | | 1 | 1 |
| Gesamt | 7 | 17 | 22 |
| Fördervolumen | 5.170 € | 20.020 € | 24.775 € |

E. Gleichstellung

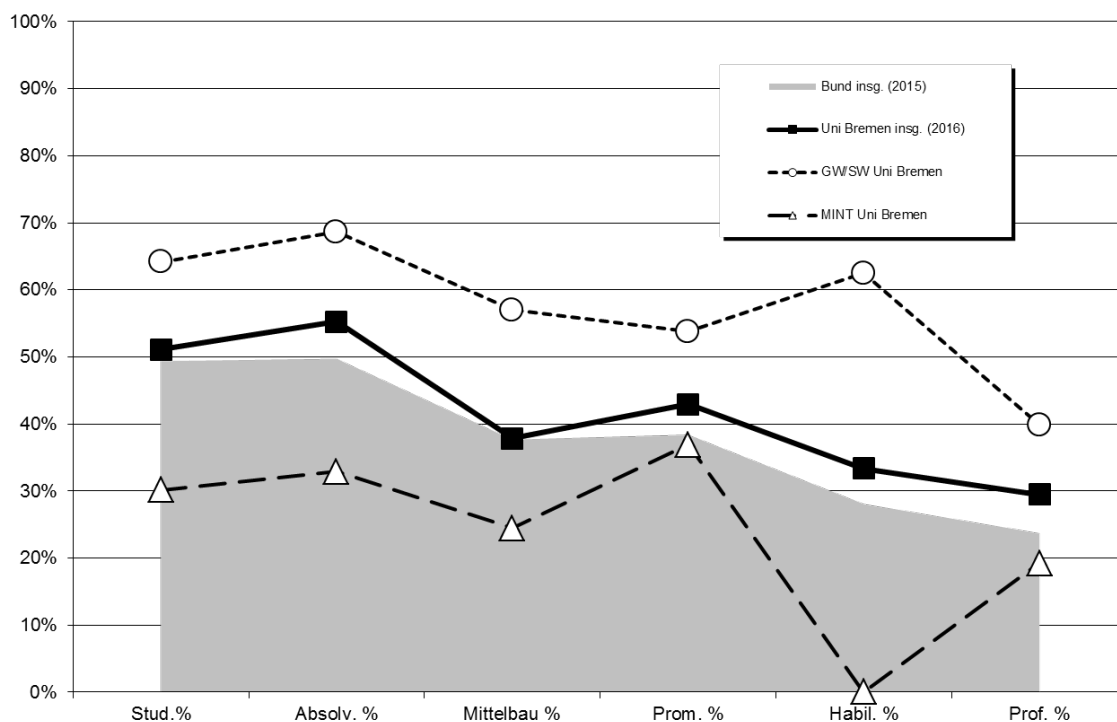
1. Kaskadenmodell: weibl. Anteile auf den verschiedenen Qualifikationsstufen

| | Anteil weiblich in % | | | | | |
|--------------------------------|----------------------|------------|-------------|------------|------------|------------|
| | Stud. % | Absolv. % | Mittelbau % | Prom. % | Habil. % | Prof. % |
| FB 01 Physik/E-Technik | 20% | 16% | 18% | 22% | | 6% |
| FB 02 Bio/Chemie | 59% | 59% | 43% | 63% | | 20% |
| FB 03 Mathe/Informatik | 30% | 36% | 26% | 21% | | 33% |
| FB 04 Prod.technik | 18% | 17% | 19% | 21% | | 9% |
| FB 05 Geowiss. | 35% | 49% | 27% | 43% | | 23% |
| MINT Uni Bremen | 30% | 33% | 24% | 37% | | 19% |
| FB 06 Rechtswiss. | 58% | 60% | 41% | 55% | | 18% |
| FB 07 Wirtschaftswiss. | 44% | 50% | 36% | 28% | | 15% |
| FB 08 Soz./Pol. | 52% | 49% | 50% | 52% | | 47% |
| FB 09 Kulturwiss. | 72% | 73% | 52% | 74% | | 64% |
| FB 10 Sprach./Lit.wiss. | 77% | 84% | 75% | 90% | | 50% |
| FB 11 Human./Gesundheit | 80% | 81% | 63% | 61% | | 41% |
| FB 12 Erziehungswiss. | 75% | 85% | 74% | 53% | | 41% |
| GW/SW Uni Bremen | 64% | 69% | 57% | 54% | 63% | 40% |
| MARUM | | | 39% | | | 33% |
| sonstige Einheiten | | | 47% | | | 38% |
| Zentralverw. | | | 69% | | | |
| Einheiten außerh. FB | | | 45% | | | 33% |
| Uni Bremen insg. (2016) | 51% | 55% | 38% | 43% | 33% | 29% |
| | | | | | | |
| Bund insg. (2015) | 49% | 50% | 38% | 38% | 28% | 24% |

Promotionen und Habilitationen Uni Bremen: jeweils 3-Jahresdurchschnitt-Schnitt ('14-'16)

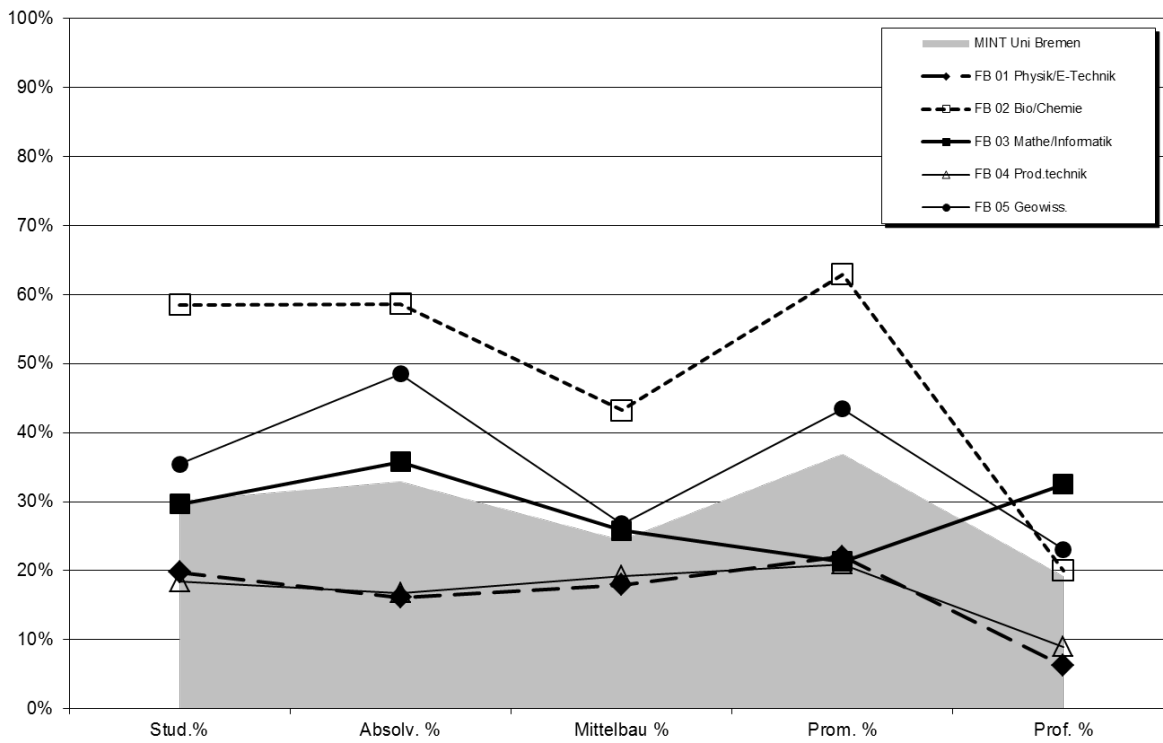
Bund-Daten: aus der Bundesstatistik (Destatis2015), bereinigt um Human-, Veterinärmedizin u. Agrarwiss.

Kaskadenmodell Uni Bremen Fächergruppen im Vergleich zur Bundesstatistik

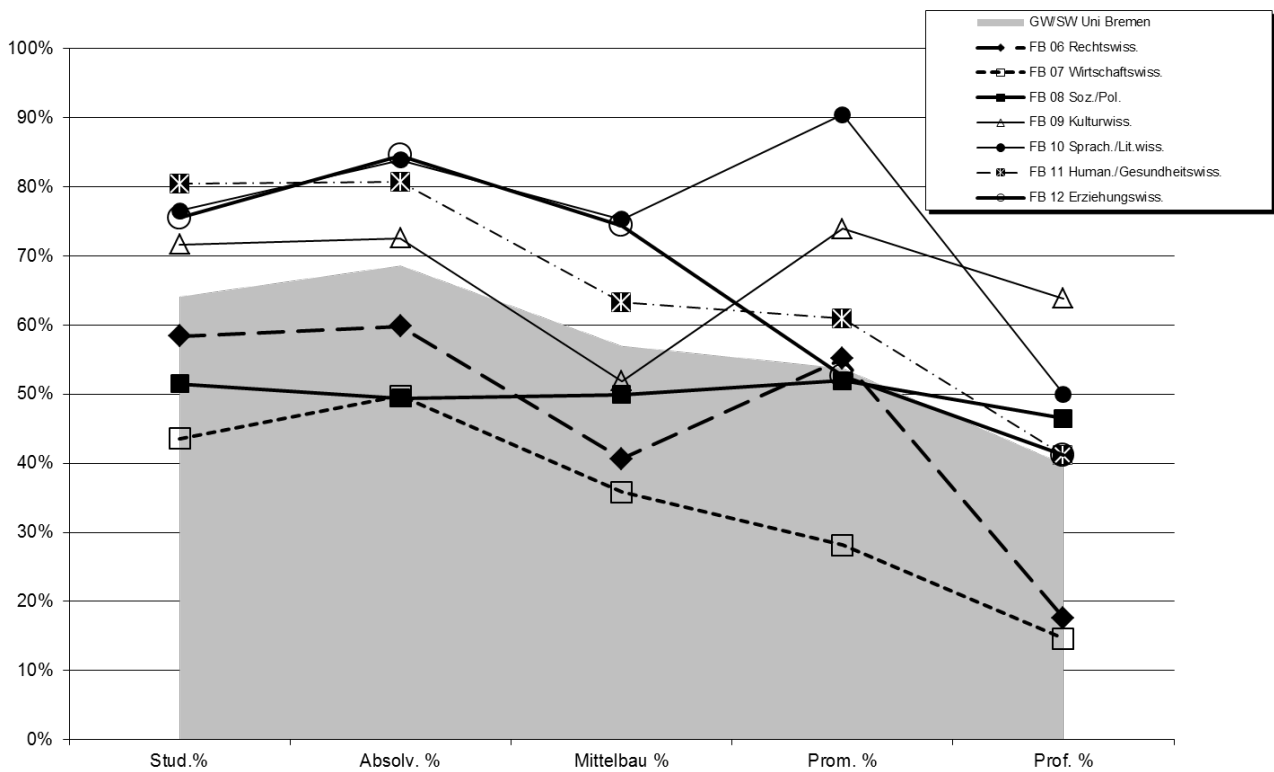


Fortsetzung: Kaskadenmodell

Kaskadenmodell Mathe/Informatik/Naturwiss./Technik (MINT)

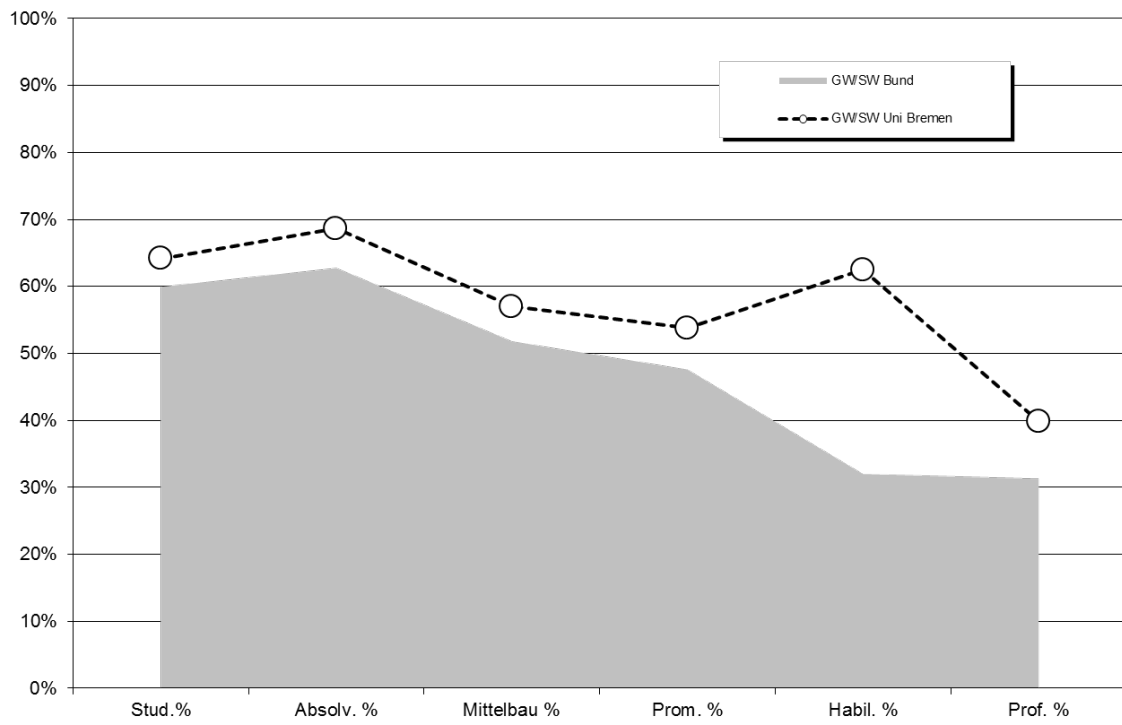


Kaskadenmodell Geistes-u. Sozialwissenschaften (GW/SW)

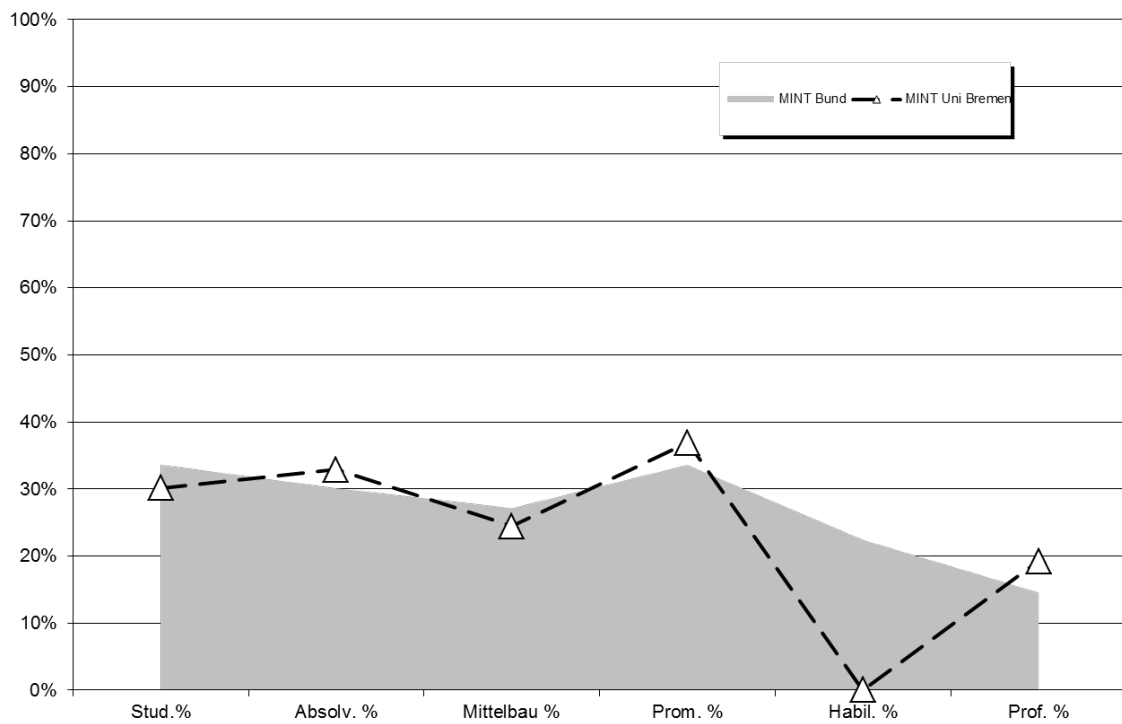


Fortsetzung: Kaskadenmodell

Kaskadenmodell Uni Bremen Fächergruppen im Vergleich zur Bundesstatistik

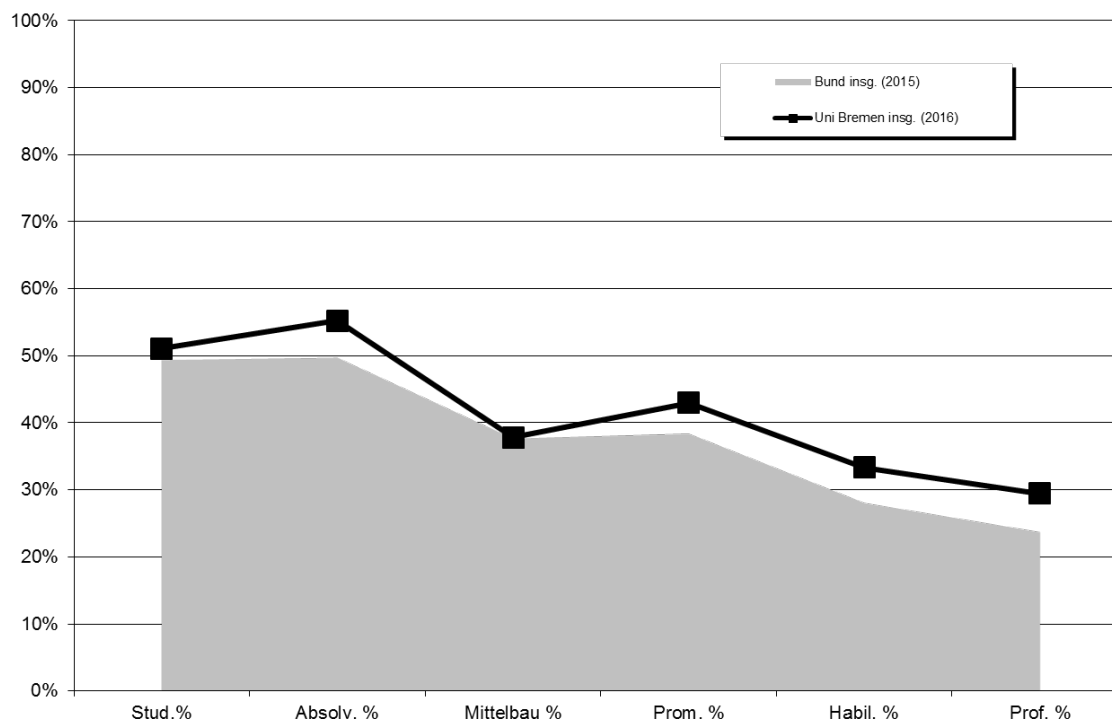


Kaskadenmodell Uni Bremen Fächergruppen im Vergleich zur Bundesstatistik



Fortsetzung: Kaskadenmodell

Kaskadenmodell Uni Bremen Fächergruppen im Vergleich zur Bundesstatistik



2. Studierende/Promotionen/Personal: Anteile weiblich im Zeitverlauf

a) Studierende

| Fachbereich | Weibliche Anteile in % | | | | | |
|-------------------|------------------------|--------------|--------------|--------------|--------------|--------------|
| | WS 11/12 | WS 12/13 | WS 13/14 | WS 14/15 | WS 15/16 | WS 16/17 |
| FB 01 | 21,9% | 19,8% | 16,9% | 18,5% | 19,4% | 19,8% |
| FB 02 | 58,9% | 57,3% | 57,4% | 57,0% | 57,1% | 58,5% |
| FB 03 | 33,2% | 33,4% | 31,8% | 30,6% | 30,9% | 29,6% |
| FB 04 | 17,9% | 19,0% | 18,4% | 19,1% | 18,9% | 18,4% |
| FB 05 | 42,7% | 40,9% | 39,9% | 38,2% | 36,8% | 35,4% |
| FB 06 | 58,4% | 57,4% | 57,9% | 57,1% | 57,8% | 58,4% |
| FB 07 | 46,2% | 45,5% | 45,2% | 44,7% | 44,1% | 43,6% |
| FB 08 | 49,6% | 48,8% | 49,5% | 50,6% | 50,3% | 51,5% |
| FB 09 | 71,1% | 71,2% | 72,2% | 71,8% | 73,0% | 71,7% |
| FB 10 | 77,7% | 76,2% | 76,9% | 76,9% | 77,1% | 76,5% |
| FB 11 | 77,5% | 77,2% | 78,5% | 79,4% | 79,9% | 80,5% |
| FB 12 | 73,0% | 79,9% | 82,0% | 75,6% | 75,5% | 75,5% |
| o.A. | 45,8% | 47,4% | 57,9% | 79,1% | 78,5% | 73,6% |
| Uni gesamt | 51,6% | 51,0% | 50,7% | 50,8% | 51,2% | 51,1% |

| Fachbereich | Weibliche Anteile in % | | | | | |
|----------------|------------------------|--------------|--------------|--------------|--------------|--------------|
| | WS 11/12 | WS 12/13 | WS 13/14 | WS 14/15 | WS 15/16 | WS 16/17 |
| FB 01 - 05 | 31,8% | 31,6% | 30,3% | 30,2% | 30,5% | 30,1% |
| FB 06 - 12 | 63,9% | 63,2% | 63,6% | 63,9% | 64,0% | 64,1% |
| Uni Ges | 51,6% | 51,0% | 50,7% | 50,8% | 51,2% | 51,1% |

b) *Promotionen*

| | Prom2014 | | | weibl. | Prom2015 | | | weibl. | Prom2016 | | | weibl. |
|---------------|------------|------------|------------|--------------|------------|------------|------------|--------------|------------|------------|------------|--------------|
| | M | W | Ges | in % | M | W | Ges | in % | M | W | Ges | in % |
| FB 01 | 26 | 10 | 36 | 27,8% | 29 | 5 | 34 | 14,7% | 30 | 9 | 39 | 23,1% |
| FB 02 | 28 | 48 | 76 | 63,2% | 20 | 34 | 54 | 63,0% | 18 | 30 | 48 | 62,5% |
| FB 03 | 29 | 5 | 34 | 14,7% | 40 | 10 | 50 | 20,0% | 27 | 11 | 38 | 28,9% |
| FB 04 | 35 | 7 | 42 | 16,7% | 28 | 4 | 32 | 12,5% | 24 | 12 | 36 | 33,3% |
| FB 05 | 23 | 18 | 41 | 43,9% | 20 | 9 | 29 | 31,0% | 13 | 16 | 29 | 55,2% |
| FB 06 | 10 | 7 | 17 | 41,2% | 14 | 18 | 32 | 56,3% | 11 | 18 | 29 | 62,1% |
| FB 07 | 16 | 8 | 24 | 33,3% | 16 | 7 | 23 | 30,4% | 14 | 3 | 17 | 17,6% |
| FB 08 | 16 | 15 | 31 | 48,4% | 8 | 10 | 18 | 55,6% | 13 | 15 | 28 | 53,6% |
| FB 09 | 2 | 7 | 9 | 77,8% | | 4 | 4 | 100,0% | 4 | 6 | 10 | 60,0% |
| FB 10 | | 9 | 9 | 100,0% | 1 | 7 | 8 | 87,5% | 1 | 3 | 4 | 75,0% |
| FB 11 | 6 | 11 | 17 | 64,7% | 10 | 15 | 25 | 60,0% | 9 | 13 | 22 | 59,1% |
| FB 12 | 4 | 1 | 5 | 20,0% | 5 | 6 | 11 | 54,5% | | 3 | 3 | 100,0% |
| Gesamt | 195 | 146 | 341 | 42,8% | 191 | 129 | 320 | 40,3% | 164 | 139 | 303 | 45,9% |

| | Prom2014 | | | weibl. | Prom2015 | | | weibl. | Prom2016 | | | weibl. |
|-------------------|------------|------------|------------|--------------|------------|------------|------------|--------------|------------|------------|------------|--------------|
| | M | W | Ges | in % | M | W | Ges | in % | M | W | Ges | in % |
| FB 01 - 05 | 141 | 88 | 229 | 38,4% | 137 | 62 | 199 | 31,2% | 112 | 78 | 190 | 41,1% |
| FB 06 - 12 | 54 | 58 | 112 | 51,8% | 54 | 67 | 121 | 55,4% | 52 | 61 | 113 | 54,0% |
| Gesamt | 195 | 146 | 341 | 42,8% | 191 | 129 | 320 | 40,3% | 164 | 139 | 303 | 45,9% |

Fachbereiche sind über den 1. Gutachter zugeordnet.

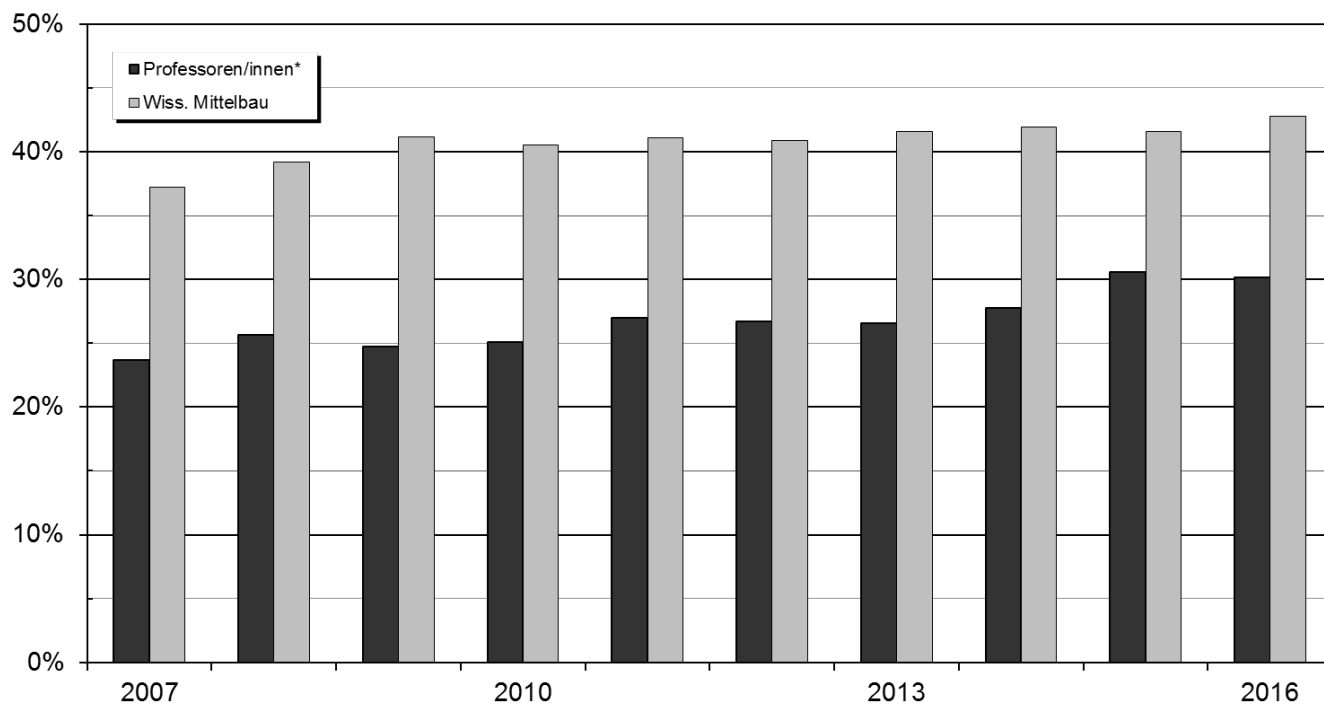
c) *Personal (Köpfe:) Weibliches Personal insgesamt (Köpfe in %) im Zeitverlauf*

| | 2007 | 2008 | 2009 | 2010 | 2011 | 2012 | 2013 | 2014 | 2015 | 2016 |
|----------------------------------|------------|------------|------------|------------|------------|------------|------------|------------|------------|------------|
| Arbeiter/innen | 43% | 42% | 42% | 41% | 41% | 40% | 38% | 36% | 33% | 32% |
| Sekretariate | 100% | 100% | 99% | 99% | 99% | 99% | 99% | 99% | 99% | 99% |
| Techniker/innen | 37% | 37% | 37% | 37% | 37% | 35% | 36% | 36% | 35% | 33% |
| Verwaltung | 75% | 75% | 76% | 76% | 77% | 77% | 77% | 78% | 78% | 77% |
| Nichtwiss. Personal insg. | 64% | 63% | 63% | 63% | 63% | 63% | 63% | 64% | 63% | 62% |
| Professoren/innen* | 24% | 26% | 25% | 25% | 27% | 27% | 27% | 28% | 31% | 30% |
| Wiss. Mittelbau | 37% | 39% | 41% | 40% | 41% | 41% | 42% | 42% | 42% | 43% |
| Wiss. Personal insg. | 35% | 37% | 39% | 38% | 39% | 39% | 40% | 40% | 40% | 41% |
| Personal insg. | 47% | 47% | 48% | 47% | 48% | 48% | 48% | 48% | 48% | 48% |

* Koop. Prof enthalten

Fortsetzung: Grafik zu Personal (Köpfe:) Weibliches Personal insgesamt (Köpfe in %) im Zeitverlauf

Anteil weiblich in %



d) Personal (VZÄ) Weibliches Personal insgesamt (Vollzeitäquivalente in %) im Zeitverlauf

| | 2007 | 2008 | 2009 | 2010 | 2011 | 2012 | 2013 | 2014 | 2015 | 2016 |
|----------------------------------|------------|------------|------------|------------|------------|------------|------------|------------|------------|------------|
| Arbeiter/innen | 31% | 30% | 30% | 28% | 29% | 29% | 27% | 26% | 24% | 23% |
| Sekretariate | 100% | 100% | 99% | 99% | 99% | 100% | 100% | 99% | 99% | 99% |
| Techniker/innen | 31% | 31% | 31% | 32% | 31% | 30% | 31% | 31% | 30% | 29% |
| Verwaltung | 72% | 72% | 72% | 72% | 73% | 73% | 74% | 75% | 75% | 74% |
| Nichtwiss. Personal insg. | 58% | 57% | 57% | 57% | 57% | 57% | 58% | 58% | 58% | 57% |
| Professoren/innen* | 23% | 25% | 24% | 24% | 26% | 26% | 26% | 28% | 30% | 29% |
| Wiss. Mittelbau | 33% | 35% | 37% | 36% | 37% | 37% | 37% | 38% | 38% | 38% |
| Wiss. Personal insg. | 31% | 33% | 35% | 34% | 35% | 35% | 36% | 36% | 36% | 36% |
| Personal insg. | 42% | 42% | 43% | 43% | 43% | 43% | 43% | 44% | 44% | 44% |

* Koop. Prof enthalten

Einzelseiten mit ausführlichen Daten über die Fachbereiche 01 – 12

III. Fachbereichsbezogene Daten

Auf den folgenden Seiten werden Daten über die einzelnen Fachbereiche dargestellt. Ein Teil der Daten wurde bereits aggregiert für die Gesamtuniversität im allgemeinen Teil aufgeführt, andere hingegen sind zusätzliche fachspezifische Informationen.

Auf folgendes ist hinzuweisen:

- Die Studienfallzahlen der nachfolgenden Fachbereichsdaten sind immer inklusive Beurlaubte.

A. Allgemeine Erläuterungen und Definitionen zu den folgenden Tabellen

Alle Studienfalldaten stammen aus internen Studienfallstatistiken des Referates 05 (Stichtag: 05.12.2016). Es handelt sich um alle Studierenden, die zu diesem Zeitpunkt an der Universität Bremen immatrikuliert sind. Die Prüfungsdaten sind der amtlichen Prüfungsstatistik entnommen.

1. Studienfälle nach Fachsemestern

RSZ:

Studienfälle in der Regelstudienzeit. Die Regelstudienzeit ist die in den Prüfungsordnungen festgelegte Studienzeit, in der bei einem Vollzeitstudium ein erster berufsqualifizierender Abschluss erworben werden kann.

Studienfälle:

Studierende werden in jedem ihrer Fächer als Studienfall gezählt.

2. Studienfälle nach Hochschulesemestern

Studienfälle:

Studierende werden in jedem ihrer Fächer als Studienfall gezählt.

3. Studienfälle nach Status, Geschlecht und Staatsangehörigkeit

Ersteinschreiber:

Studierende im 1. FS, die erstmals in einem Studiengang an einer deutschen Hochschule immatrikuliert sind. Sie werden auch als Studierende im ersten Hochschulesemester bezeichnet.

Neueinschreiber 1. FS:

Anfänger im 1. Fachsemester in diesem Fach, die aber bereits vorher in einem anderen Fach an einer anderen Hochschule immatrikuliert waren.

Neueinschreiber Fortgeschrittene:

Entweder Wechsler vom gleichen Fach einer anderen Hochschule mit anerkannten Fachsemestern oder Neuanfänger in diesem Fach, die bereits in einem anderen Fach immatrikuliert waren (an der Uni Bremen oder einer anderen deutschen Hochschule) und aus dem anderen Studium Fachsemester anerkannt bekommen haben.

Rückmelder:

fortgeschrittene Studierende, die auch letztes Semester an der Uni Bremen immatrikuliert waren oder Anfänger im 1. Fachsemester, die vorher in einem anderen Fach an der Uni Bremen eingeschrieben waren

4. Studienfälle nach Alter

1. HS:

Studienfälle im ersten Hochschulsesemester, sie entsprechen den Ersteinschreibern und sind eine Teilmenge der 1. Fachsemester.

1. FS:

Studienfälle im ersten Fachsemester; sie setzen sich aus Ersteinschreibern, also Studierenden im 1. Hochschulsesemester und Neueinschreibern sowie Rückmeldern, die sich im 1. FS befinden, zusammen.

Ø Alter:

Einfache Mittelwertberechnung; in die Mittelwertberechnung fließen die einzelnen Altersangaben mit zwei Nachkommastellen ein. Eine Berechnung des Median ist für die Zukunft vorgesehen.

5. Studienfallentwicklung

Studienfallentwicklung:

Darstellung der Studienfallzahlen Gesamt (inklusive Beurlaubte) und im 1. Fachsemester (inklusive Beurlaubte) im Zeitverlauf.

6. Studienfallkohorten

Darstellung des Studienverlaufs der Studienanfänger des jeweiligen Wintersemesters. Die angegebenen Schwundquoten beziehen sich jeweils auf die Zahl der Studienanfänger im 1. Fachsemester. Für den angegebenen Schwund können verschiedene Ursachen in Betracht kommen. So kann dahinter ein Hochschulwechsel, ein Fachwechsel oder sogar die vollständige Aufgabe des Studiums stehen. Hinter dem Schwund kann auch ein Studienabschluss stehen. Durch Neueinschreiber in höheren Fachsemestern können die Kohorten auch Zuwachs bekommen.

Es handelt sich nicht um „echte Personenkohorten“ sondern um eine Betrachtung der Fallzahlen in den jeweiligen Semestern.

7. Abschlussprüfungen im Prüfungsjahr

Abschlussprüfungen:

Prüfungen insgesamt inklusive endgültig nicht bestandene Prüfungen. Endgültig nicht bestandene Prüfungen werden in einer extra Spalte ausgewiesen. Die Absolventen werden in jedem Fach gezählt (Fallstatistik).

Prüfungsjahr:

Das Prüfungsjahr beinhaltet das Sommersemester und das vorangegangene Wintersemester (Prüfungsjahr 2016: (WS 15/16 und SS 16).

Bachelor:

Bei Bachelorstudiengängen sind die Absolventen sowohl in ihren Haupt- als auch in Ihren Nebenfächern gezählt worden. Es handelt sich also um Prüfungsfälle.

8. Absolventen: Studiendauer und Alter im Prüfungsjahr

Absolventen:

Prüfungen exklusive endgültig nicht bestandene Prüfungen.

MW:

Einfache Mittelwertberechnung.

Median:

Der Median ist der in der Mitte gelegene Wert (Alter, Studiendauer), d.h. im betrachteten Prüfungsjahr gibt es ebenso viele Absolventen mit höherer, als auch mit niedrigerer Studiendauer bzw. Alter.

Alter:

Zur Berechnung des Mittelwertes und des Median wird die Altersangabe mit zwei Nachkommastellen herangezogen.

Studiendauer:

Zur Berechnung der mittleren Studiendauern wurden die vollen Fachsemester herangezogen, egal ob die Prüfung am 1. oder am letzten Tag des Semesters stattgefunden hat. Insofern können der Mittelwert und der Median etwas höher ausfallen, als bei einer unterstellten Gleichverteilung innerhalb des Semesters.

9. Absolventen im Zeitverlauf

Absolventenentwicklung:

Darstellung der Absolventen im Zeitverlauf (exklusive endgültig nicht bestandene Prüfungen).

Bachelor: HF

FaBiWi: 1. Fach

B. Fachbereich 01

1. Studienfälle nach Fachsemestern im WS 16/17

| Studiengang | Abschluß | G | | 1 | 2 | 3 | 4 | 5 | 6 | 7 | 8 | 9 | 10 | 11 | 12 | 13-14 | >14 | Ges | RSZ |
|---------------------------|-----------------|----|------------|-----------|-----------|-----------|-----------|-----------|-----------|-----------|-----------|-----------|----------|-----------|----------|----------|----------|------------|------------|
| Berufliche Bildung | Bachelor | VF | M | 27 | 5 | 23 | 7 | 8 | 1 | 9 | 1 | 6 | | | | | | 87 | 71 |
| Berufliche Bildung | Bachelor | VF | W | 10 | 6 | 6 | | 7 | | | | | | | | | | 29 | 29 |
| | | | Ges | 37 | 11 | 29 | 7 | 15 | 1 | 9 | 1 | 6 | | | | | | 116 | 100 |
| CMM | Master | | M | 1 | 27 | | | | | | | | | | | | | 28 | 28 |
| CMM | Master | | W | | 5 | | | | | | | | | | | | | 5 | 5 |
| | | | Ges | 1 | 32 | | | | | | | | | | | | | 33 | 33 |
| Comm. a. Inf. Technology | Master | | M | | 16 | | 14 | | 13 | | 11 | | | | | | | 54 | 30 |
| Comm. a. Inf. Technology | Master | | W | | 4 | | 3 | 1 | 3 | | | | | | | | | 11 | 7 |
| | | | Ges | | 20 | | 17 | 1 | 16 | | 11 | | | | | | | 65 | 37 |
| Elektrotech./Informtechn. | Bachelor | VF | M | 63 | 2 | 34 | 1 | 16 | 2 | 23 | 1 | 23 | 1 | 16 | | 9 | | 191 | 118 |
| Elektrotech./Informtechn. | Bachelor | VF | W | 14 | | 5 | 1 | 4 | 1 | 4 | 1 | 1 | 1 | 1 | 1 | | | 34 | 25 |
| | | | Ges | 77 | 2 | 39 | 2 | 20 | 3 | 27 | 2 | 24 | 2 | 17 | 1 | 9 | | 225 | 143 |
| Elektrotech./Informtech. | Master | | M | 16 | | 27 | 3 | 21 | | | | | | | | | | 67 | 46 |
| Elektrotech./Informtech. | Master | | W | 8 | | 2 | | 1 | | | | | | | | | | 11 | 10 |
| | | | Ges | 24 | | 29 | 3 | 22 | | | | | | | | | | 78 | 56 |
| Environmental Physics | Master | | M | 20 | | 11 | | 8 | | | | | | | | | | 39 | 31 |
| Environmental Physics | Master | | W | 4 | | 8 | 1 | 5 | 1 | | | | | | | | | 19 | 13 |
| | | | Ges | 24 | | 19 | 1 | 13 | 1 | | | | | | | | | 58 | 44 |
| InformAutoEngineering | Master | | M | | | | 33 | 1 | 24 | 2 | 19 | | 2 | | | | | 81 | 33 |
| InformAutoEngineering | Master | | W | | | | 9 | 1 | 3 | | 1 | | | 2 | | | | 16 | 9 |
| | | | Ges | | | | 42 | 2 | 27 | 2 | 20 | | 2 | | 2 | | | 97 | 42 |
| Physik | Bachelor | VF | M | 55 | 1 | 36 | 1 | 30 | | 19 | | 6 | | 7 | | 3 | 4 | 162 | 123 |
| Physik | Bachelor | VF | W | 19 | 3 | 13 | | 7 | | 5 | | 1 | | 1 | | 1 | | 50 | 42 |
| | | | Ges | 74 | 4 | 49 | 1 | 37 | | 24 | | 7 | | 8 | | 4 | 4 | 212 | 165 |
| Physik | BA LA Gy/Obers. | LF | M | 16 | 1 | 10 | 1 | 10 | 1 | 2 | | 3 | 2 | 2 | | 1 | 2 | 51 | 39 |
| Physik | BA LA Gy/Obers. | LF | W | 17 | | 8 | | 3 | 1 | 2 | | 2 | 2 | 2 | | | | 35 | 29 |
| | | | Ges | 33 | 1 | 18 | 1 | 13 | 2 | 4 | | 5 | 2 | 4 | | 1 | 2 | 86 | 68 |
| Physik | M.Ed.berufl. | LF | M | 1 | | 4 | | | | | | | | | | | | 5 | 5 |
| | | | Ges | 1 | | 4 | | | | | | | | | | | | 5 | 5 |
| Physik | M.Ed.Gym/Obers. | LF | M | 4 | | 8 | | 2 | | | | | | | | | | 14 | 12 |
| Physik | M.Ed.Gym/Obers. | LF | W | 3 | | 1 | | 2 | | | | | | | | | | 6 | 4 |
| | | | Ges | 7 | | 9 | | 4 | | | | | | | | | | 20 | 16 |
| Physik | Master | | M | 12 | 3 | 20 | 3 | 11 | 1 | 4 | | 2 | | | | | 2 | 58 | 38 |
| Physik | Master | | W | 5 | 2 | 8 | 1 | 5 | 1 | 1 | 1 | | | | | | | 24 | 16 |
| | | | Ges | 17 | 5 | 28 | 4 | 16 | 2 | 5 | 1 | 2 | | | | | 2 | 82 | 54 |
| Systems Engineering | Bachelor | VF | M | 61 | 3 | 39 | 2 | 19 | 1 | 20 | | 9 | 2 | 8 | | 2 | 7 | 173 | 145 |
| Systems Engineering | Bachelor | VF | W | 12 | | 4 | | 2 | | 2 | | 2 | | | 3 | 1 | | 26 | 20 |
| | | | Ges | 73 | 3 | 43 | 2 | 21 | 1 | 22 | | 11 | 2 | 8 | | 5 | 8 | 199 | 165 |
| Systems Engineering | Master | | M | 19 | 10 | 13 | 9 | 8 | 3 | 1 | | | | | | | | 63 | 42 |
| Systems Engineering | Master | | W | 2 | | 1 | | 2 | | | 1 | | 1 | | | | | 7 | 3 |
| | | | Ges | 21 | 10 | 14 | 9 | 10 | 3 | 1 | 1 | | 1 | | | | | 70 | 45 |
| Wirtschaftsing.Etechnik | Bachelor | VF | M | 71 | | 33 | 1 | 30 | 2 | 9 | 1 | 14 | 1 | | | | | 162 | 137 |
| Wirtschaftsing.Etechnik | Bachelor | VF | W | 22 | | 8 | 1 | 7 | | 4 | | 1 | | | | | | 43 | 38 |
| | | | Ges | 93 | | 41 | 2 | 37 | 2 | 13 | 1 | 15 | 1 | | | | | 205 | 175 |
| Wirtschaftsing.Etechnik | Master | | M | 9 | | 4 | | | | | | | | | | | | 13 | 13 |
| Wirtschaftsing.Etechnik | Master | | W | | | 1 | | | | | | | | | | | | 1 | 1 |
| | | | Ges | 9 | | 5 | | | | | | | | | | | | 14 | 14 |

Studienfälle im FB 01: 1565

2. Studienfälle nach Hochschulesemestern im WS 16/17

| Studiengang | Abschluß | G | 1 | 2 | 3 | 4 | 5 | 6 | 7 | 8 | 9 | 10 | 11 | 12 | 13-14 | >14 | Ges |
|---------------------------|-----------------|------------|-----------|-----------|-----------|-----------|-----------|-----------|-----------|-----------|-----------|----------|-----------|----------|-----------|-----------|------------|
| Berufliche Bildung | Bachelor | VF M | 12 | 3 | 18 | 7 | 10 | 2 | 9 | 3 | 10 | 1 | 2 | 5 | 1 | 4 | 87 |
| Berufliche Bildung | Bachelor | VF W | 2 | | 5 | | 4 | | | | 4 | | 4 | 1 | 6 | 3 | 29 |
| | | Ges | 14 | 3 | 23 | 7 | 14 | 2 | 9 | 3 | 14 | 1 | 6 | 6 | 7 | 7 | 116 |
| CMM | Master | M | | 24 | 2 | | | | | | | 1 | 1 | | | | 28 |
| CMM | Master | W | | 5 | | | | | | | | | | | | | 5 |
| | | Ges | | 29 | 2 | | | | | | | 1 | 1 | | | | 33 |
| Comm. a. Inf. Technology | Master | M | | 16 | | 14 | | 12 | | 11 | | | | | 1 | | 54 |
| Comm. a. Inf. Technology | Master | W | | 4 | | 4 | | 3 | | | | | | | | | 11 |
| | | Ges | | 20 | | 18 | | 15 | | 11 | | | | | 1 | | 65 |
| Elektrotech./Informtechn. | Bachelor | VF M | 50 | 1 | 30 | | 17 | | 25 | 1 | 24 | 2 | 13 | 3 | 9 | 16 | 191 |
| Elektrotech./Informtechn. | Bachelor | VF W | 7 | | 2 | | 4 | | 4 | 1 | 2 | | 1 | | 5 | 8 | 34 |
| | | Ges | 57 | 1 | 32 | | 21 | | 29 | 2 | 26 | 2 | 14 | 3 | 14 | 24 | 225 |
| Elektrotech./Informtech. | Master | M | | | 1 | 3 | | | 1 | | 13 | 2 | 23 | 4 | 14 | 6 | 67 |
| Elektrotech./Informtech. | Master | W | 1 | | 1 | | | | | | 3 | 1 | 4 | | 1 | | 11 |
| | | Ges | 1 | | 2 | 3 | | | 1 | | 16 | 3 | 27 | 4 | 15 | 6 | 78 |
| Environmental Physics | Master | M | 17 | 2 | 7 | 1 | 7 | | | | 1 | | 3 | | | 1 | 39 |
| Environmental Physics | Master | W | 2 | | 3 | 1 | 2 | | 1 | | 1 | | 4 | 1 | 2 | 2 | 19 |
| | | Ges | 19 | 2 | 10 | 2 | 9 | | 1 | | 2 | | 7 | 1 | 2 | 3 | 58 |
| InformAutoEngineering | Master | M | | | | 31 | | 25 | | 19 | 1 | 2 | 1 | | | 2 | 81 |
| InformAutoEngineering | Master | W | | | | 8 | 1 | 3 | | 2 | | | | 2 | | | 16 |
| | | Ges | | | | 39 | 1 | 28 | | 21 | 1 | 2 | 1 | 2 | | 2 | 97 |
| Physik | Bachelor | VF M | 38 | | 25 | 2 | 29 | 1 | 22 | | 13 | 1 | 9 | | 4 | 18 | 162 |
| Physik | Bachelor | VF W | 10 | | 8 | | 4 | 1 | 5 | | 3 | 1 | 4 | 1 | 2 | 11 | 50 |
| | | Ges | 48 | | 33 | 2 | 33 | 2 | 27 | | 16 | 2 | 13 | 1 | 6 | 29 | 212 |
| Physik | BA LA Gy/Obers. | LF M | 8 | 1 | 8 | 1 | 5 | | 9 | | 7 | | 3 | | 3 | 6 | 51 |
| Physik | BA LA Gy/Obers. | LF W | 7 | | 8 | 1 | 3 | | 2 | 2 | 2 | | 2 | 1 | 3 | 4 | 35 |
| | | Ges | 15 | 1 | 16 | 2 | 8 | | 11 | 2 | 9 | | 5 | 1 | 6 | 10 | 86 |
| Physik | M.Ed.berufl. | LF M | | | | | | | | | 2 | | | 1 | | 2 | 5 |
| | | Ges | | | | | | | | | 2 | | | 1 | | 2 | 5 |
| Physik | M.Ed.Gym/Obers | LF M | | | | | | | 2 | | 1 | | 6 | | 1 | 4 | 14 |
| Physik | M.Ed.Gym/Obers | LF W | | | | | | | 1 | 1 | | | 4 | | | | 6 |
| | | Ges | | | | | | | 3 | 1 | 1 | | 10 | | 1 | 4 | 20 |
| Physik | Master | M | | | | | | | 4 | | 18 | | 19 | | 5 | 12 | 58 |
| Physik | Master | W | | | | | 1 | | 5 | | 5 | | 5 | | 2 | 6 | 24 |
| | | Ges | | | | | 1 | | 9 | | 23 | | 24 | | 7 | 18 | 82 |
| Systems Engineering | Bachelor | VF M | 47 | | 40 | 2 | 19 | 2 | 20 | | 9 | | 13 | | 8 | 13 | 173 |
| Systems Engineering | Bachelor | VF W | 11 | | 3 | | 2 | 1 | 1 | | 2 | | | | 3 | 3 | 26 |
| | | Ges | 58 | | 43 | 2 | 21 | 3 | 21 | | 11 | | 13 | | 11 | 16 | 199 |
| Systems Engineering | Master | M | | | | | | | 2 | | 7 | 5 | 21 | | 12 | 16 | 63 |
| Systems Engineering | Master | W | | | | | | | 1 | | | 1 | 1 | | 2 | 2 | 7 |
| | | Ges | | | | | | | 3 | | 7 | 6 | 22 | | 14 | 18 | 70 |
| Wirtschaftsing.Etechnik | Bachelor | VF M | 58 | 1 | 32 | 1 | 29 | 2 | 10 | 2 | 14 | 1 | 2 | | 6 | 4 | 162 |
| Wirtschaftsing.Etechnik | Bachelor | VF W | 19 | | 4 | | 12 | 1 | 3 | | 2 | | 1 | | | 1 | 43 |
| | | Ges | 77 | 1 | 36 | 1 | 41 | 3 | 13 | 2 | 16 | 1 | 3 | | 6 | 5 | 205 |
| Wirtschaftsing.Etechnik | Master | M | | | | | | | 6 | 2 | 3 | | | | 1 | 1 | 13 |
| Wirtschaftsing.Etechnik | Master | W | | | | | | | | | 1 | | | | | | 1 |
| | | Ges | | | | | | | 6 | 2 | 4 | | | | 1 | 1 | 14 |

Studienfälle im FB 01: 1565

3. Studienfälle nach Status, Geschlecht und Staatsangehörigkeit im WS 16/17

| Studiengang | Abschluß | G | Deutsche Studierende | | | | | | Ausländische Studierende | | | | | | Ges. | | |
|---------------------------|-----------------|------------|----------------------|-----------|-----------|----------|-----------|----------|--------------------------|-----------|----------|----------|----------|-----------|----------|------------|------|
| | | | Rückmeld. | | Neuein. | | Erst- | Beur- | Ges. | Rückmeld. | | Neuein. | | Erst- | | Beur- | Ges. |
| | | | Fortg | 1 FS | 1 FS | Fortg | | | | ein. | laubt | Fortg | 1 FS | | | | |
| Berufliche Bildung | Bachelor | VF M | 50 | 3 | 11 | | 12 | 3 | 79 | 6 | 1 | | | | 1 | 8 | 87 |
| Berufliche Bildung | Bachelor | VF W | 19 | 2 | 6 | | 2 | 29 | | | | | | | | | 29 |
| | | Ges | 69 | 5 | 17 | | 14 | 3 | 108 | 6 | 1 | | | 1 | 8 | 116 | |
| CMM | Master | M | | | | | | | 27 | | 1 | | | | | 28 | |
| CMM | Master | W | | | | | | | 5 | | | | | | | 5 | |
| | | Ges | | | | | | | 32 | | 1 | | | | | 33 | |
| Comm. a. Inf. Technology | Master | M | 1 | | | | | | 1 | 53 | | | | | | 53 | |
| Comm. a. Inf. Technology | Master | W | | | | | | | | 11 | | | | | | 11 | |
| | | Ges | 1 | | | | | | 1 | 64 | | | | | | 64 | |
| Elektrotech./Informtechn. | Bachelor | VF M | 112 | 8 | 3 | 1 | 42 | | 166 | 13 | 1 | 1 | 1 | 8 | 1 | 25 | |
| Elektrotech./Informtechn. | Bachelor | VF W | 13 | 6 | 1 | | 5 | 1 | 26 | 6 | | | | 2 | | 8 | |
| | | Ges | 125 | 14 | 4 | 1 | 47 | 1 | 192 | 19 | 1 | 1 | 1 | 10 | 1 | 33 | |
| Elektrotech./Informtech. | Master | M | 43 | | 14 | | | | 57 | 7 | | 2 | 1 | | | 10 | |
| Elektrotech./Informtech. | Master | W | 1 | | 4 | | | | 5 | 2 | | 3 | | 1 | | 6 | |
| | | Ges | 44 | | 18 | | | | 62 | 9 | | 5 | 1 | 1 | | 16 | |
| Environmental Physics | Master | M | 2 | | | | | | 2 | 17 | | 3 | | 17 | | 37 | |
| Environmental Physics | Master | W | 6 | | 1 | | | 1 | 8 | 8 | | 1 | | 2 | | 11 | |
| | | Ges | 8 | | 1 | | | 1 | 10 | 25 | | 4 | | 19 | | 48 | |
| InformAutoEngineering | Master | M | | | | | | | | 79 | | | | | 2 | 81 | |
| InformAutoEngineering | Master | W | | | | | | | | 16 | | | | | | 16 | |
| | | Ges | | | | | | | | 95 | | | | | 2 | 97 | |
| Physik | Bachelor | VF M | 102 | 4 | 12 | 1 | 35 | 2 | 156 | 2 | 1 | | | 3 | | 6 | |
| Physik | Bachelor | VF W | 27 | 2 | 7 | 2 | 10 | 2 | 50 | | | | | | | 50 | |
| | | Ges | 129 | 6 | 19 | 3 | 45 | 4 | 206 | 2 | 1 | | | 3 | | 6 | |
| Physik | BA LA Gy/Obers. | LF M | 32 | 2 | 6 | | 8 | 2 | 50 | 1 | | | | | | 1 | |
| Physik | BA LA Gy/Obers. | LF W | 17 | 1 | 7 | | 6 | | 31 | | 2 | | 1 | 1 | 4 | 35 | |
| | | Ges | 49 | 3 | 13 | | 14 | 2 | 81 | 1 | 2 | | 1 | 1 | 5 | 86 | |
| Physik | M.Ed.berufl. | LF M | 3 | | | | | | 3 | 1 | | 1 | | | | 2 | |
| | | Ges | 3 | | | | | | 3 | 1 | | 1 | | | | 2 | |
| Physik | M.Ed.Gym/Obers | LF M | 10 | | 4 | | | | 14 | | | | | | | 14 | |
| Physik | M.Ed.Gym/Obers | LF W | 3 | | 3 | | | | 6 | | | | | | | 6 | |
| | | Ges | 13 | | 7 | | | | 20 | | | | | | | 20 | |
| Physik | Master | M | 42 | | 12 | | | | 54 | 4 | | | | | | 4 | |
| Physik | Master | W | 16 | | 4 | 1 | | 1 | 22 | 1 | | 1 | | | | 2 | |
| | | Ges | 58 | | 16 | 1 | | 1 | 76 | 5 | | 1 | | | | 6 | |
| Systems Engineering | Bachelor | VF M | 101 | 3 | 8 | 2 | 43 | 2 | 159 | 6 | 1 | 2 | | 4 | 1 | 14 | |
| Systems Engineering | Bachelor | VF W | 8 | 1 | | | 11 | | 20 | 6 | | | | | | 6 | |
| | | Ges | 109 | 4 | 8 | 2 | 54 | 2 | 179 | 12 | 1 | 2 | | 4 | 1 | 20 | |
| Systems Engineering | Master | M | 36 | | 18 | | | 2 | 56 | 6 | | 1 | | | | 7 | |
| Systems Engineering | Master | W | 3 | | 2 | | | | 5 | 2 | | | | | | 2 | |
| | | Ges | 39 | | 20 | | | 2 | 61 | 8 | | 1 | | | | 9 | |
| Wirtschaftsing.Etechnik | Bachelor | VF M | 79 | 6 | 4 | | 49 | | 138 | 11 | 1 | 2 | | 9 | 1 | 24 | |
| Wirtschaftsing.Etechnik | Bachelor | VF W | 14 | 2 | | | 15 | | 31 | 7 | | 1 | | 4 | | 12 | |
| | | Ges | 93 | 8 | 4 | | 64 | | 169 | 18 | 1 | 3 | | 13 | 1 | 36 | |
| Wirtschaftsing.Etechnik | Master | M | 3 | | 9 | | | | 12 | 1 | | | | | | 1 | |
| Wirtschaftsing.Etechnik | Master | W | 1 | | | | | | 1 | | | | | | | 1 | |
| | | Ges | 4 | | 9 | | | | 13 | 1 | | | | | | 1 | |

Studienfälle im FB 01: 1565

4. Studienfälle nach Alter im WS 16/17

| Studiengang | Abschluß | G | Gesamt | | 1. FS | | 1. HS | |
|---------------------------|-----------------|------------|------------|--------------|-----------|--------------|-----------|--------------|
| | | | Anzahl | Ø Alter | Anzahl | Ø Alter | Anzahl | Ø Alter |
| CMM | Master | M | 28 | 26,48 | 1 | 25,19 | | |
| CMM | Master | W | 5 | 24,56 | | | | |
| | | Ges | 33 | 26,19 | 1 | 25,19 | | |
| Comm. a. Inf. Technology | Master | M | 54 | 26,97 | | | | |
| Comm. a. Inf. Technology | Master | W | 11 | 25,99 | | | | |
| | | Ges | 65 | 26,80 | | | | |
| Elektrotech./Informtech. | Master | M | 67 | 26,06 | 16 | 25,00 | | |
| Elektrotech./Informtech. | Master | W | 11 | 25,02 | 8 | 24,74 | 1 | 24,30 |
| | | Ges | 78 | 25,91 | 24 | 24,92 | 1 | 24,30 |
| Elektrotech./Informtechn. | Bachelor | VF M | 191 | 24,23 | 63 | 20,88 | 50 | 20,31 |
| Elektrotech./Informtechn. | Bachelor | VF W | 34 | 25,68 | 14 | 23,10 | 7 | 20,57 |
| | | Ges | 225 | 24,45 | 77 | 21,28 | 57 | 20,34 |
| Environmental Physics | Master | M | 39 | 28,30 | 20 | 27,79 | 17 | 27,29 |
| Environmental Physics | Master | W | 19 | 26,95 | 4 | 27,52 | 2 | 26,69 |
| | | Ges | 58 | 27,86 | 24 | 27,74 | 19 | 27,23 |
| InformAutoEngineering | Master | M | 81 | 26,86 | | | | |
| InformAutoEngineering | Master | W | 16 | 27,55 | | | | |
| | | Ges | 97 | 26,97 | | | | |
| Physik | BA LA Gy/Obers. | LF M | 51 | 25,41 | 16 | 21,99 | 8 | 20,59 |
| Physik | BA LA Gy/Obers. | LF W | 35 | 27,17 | 17 | 29,61 | 7 | 20,72 |
| | | Ges | 86 | 26,13 | 33 | 25,92 | 15 | 20,65 |
| Physik | Bachelor | VF M | 162 | 24,03 | 55 | 22,64 | 38 | 19,59 |
| Physik | Bachelor | VF W | 50 | 24,93 | 19 | 23,36 | 10 | 20,96 |
| | | Ges | 212 | 24,24 | 74 | 22,82 | 48 | 19,88 |
| Physik | Master | M | 58 | 25,85 | 12 | 24,26 | | |
| Physik | Master | W | 24 | 26,36 | 5 | 23,75 | | |
| | | Ges | 82 | 26,00 | 17 | 24,11 | | |
| Physik | M.Ed.Gym/Obers. | LF M | 14 | 26,72 | 4 | 24,65 | | |
| Physik | M.Ed.Gym/Obers. | LF W | 6 | 24,35 | 3 | 23,75 | | |
| | | Ges | 20 | 26,01 | 7 | 24,26 | | |
| Physik | M.Ed.berufl. | LF M | 5 | 37,38 | 1 | 27,42 | | |
| | | Ges | 5 | 37,38 | 1 | 27,42 | | |
| Wirtschaftsing.Etechnik | Bachelor | VF M | 162 | 22,22 | 71 | 20,34 | 58 | 19,99 |
| Wirtschaftsing.Etechnik | Bachelor | VF W | 43 | 21,48 | 22 | 20,22 | 19 | 19,73 |
| | | Ges | 205 | 22,07 | 93 | 20,31 | 77 | 19,92 |
| Wirtschaftsing.Etechnik | Master | M | 13 | 25,06 | 9 | 25,05 | | |
| Wirtschaftsing.Etechnik | Master | W | 1 | 23,55 | | | | |
| | | Ges | 14 | 24,95 | 9 | 25,05 | | |

5. Studienfallentwicklung vom WS 08/09 – WS 16/17

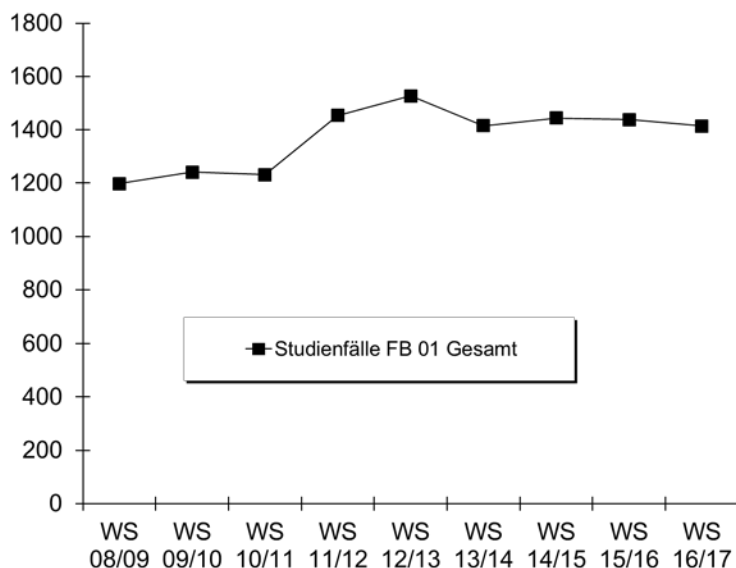
a) Studienfälle insgesamt

| | | WS 08/09 | WS 09/10 | WS 10/11 | WS 11/12 | WS 12/13 | WS 13/14 | WS 14/15 | WS 15/16 | WS 16/17 |
|----------------------------------|------------|-------------|-------------|-------------|-------------|-------------|-------------|-------------|-------------|-------------|
| Studienfälle FB 01 Gesamt | Ges | 1198 | 1242 | 1232 | 1454 | 1527 | 1416 | 1444 | 1438 | 1414 |
| | M | 970 | 953 | 935 | 1114 | 1191 | 1140 | 1147 | 1134 | 1108 |
| | W | 228 | 289 | 297 | 341 | 336 | 276 | 297 | 304 | 306 |
| Comm. A. Inf. Technology | | 35 | 30 | 31 | 36 | 29 | 41 | 50 | 66 | 65 |
| Master | Ges | 35 | 30 | 31 | 36 | 29 | 41 | 50 | 66 | 65 |
| | M | 26 | 24 | 24 | 24 | 19 | 34 | 43 | 56 | 54 |
| | W | 9 | 6 | 7 | 12 | 10 | 7 | 7 | 10 | 11 |

Fortsetzung: Studienfälle insgesamt

| | | WS 08/09 | WS 09/10 | WS 10/11 | WS 11/12 | WS 12/13 | WS 13/14 | WS 14/15 | WS 15/16 | WS 16/17 |
|----------------------------------|-----|-------------|-------------|-------------|-------------|-------------|-------------|-------------|-------------|-------------|
| Computational Mat.Science | | 2 | 6 | 10 | 18 | 16 | 9 | 5 | 1 | 33 |
| Master | Ges | 2 | 6 | 10 | 18 | 16 | 9 | 5 | 1 | 33 |
| | M | 2 | 4 | 7 | 14 | 14 | 8 | 5 | 1 | 28 |
| | W | | 2 | 3 | 4 | 2 | 1 | | | 5 |
| E-Tech. u. Inform.-Tech. | | 531 | 491 | 486 | 582 | 622 | 536 | 487 | 442 | 409 |
| Bachelor | Ges | | | 95 | 253 | 328 | 294 | 278 | 248 | 225 |
| | M | | | 76 | 214 | 283 | 253 | 239 | 206 | 191 |
| | W | | | 19 | 39 | 45 | 41 | 39 | 42 | 34 |
| Diplom | Ges | 492 | 442 | 334 | 282 | 240 | 179 | 134 | 85 | 54 |
| | M | 442 | 389 | 296 | 254 | 220 | 166 | 123 | 81 | 52 |
| | W | 50 | 53 | 38 | 28 | 20 | 13 | 11 | 4 | 2 |
| Master | Ges | | | | | | 4 | 25 | 57 | 78 |
| | M | | | | | | 3 | 22 | 52 | 67 |
| | W | | | | | | 1 | 3 | 5 | 11 |
| Promotion | Ges | 39 | 49 | 57 | 47 | 54 | 59 | 50 | 52 | 52 |
| | M | 37 | 41 | 49 | 40 | 48 | 52 | 43 | 45 | 45 |
| | W | 2 | 8 | 8 | 7 | 6 | 7 | 7 | 7 | 7 |
| Wirtschaftsing.Etechnik | | | | | | 55 | 101 | 143 | 169 | 219 |
| Bachelor | Ges | | | | | 55 | 101 | 143 | 165 | 205 |
| | M | | | | | 50 | 81 | 119 | 134 | 162 |
| | W | | | | | 5 | 20 | 24 | 31 | 43 |
| Master | Ges | | | | | | | | 4 | 14 |
| | M | | | | | | | | 3 | 13 |
| | W | | | | | | | | 1 | 1 |
| Environm. Physics | | 19 | 16 | 18 | 27 | 16 | 31 | 34 | 43 | 58 |
| Master | Ges | 19 | 16 | 18 | 27 | 16 | 31 | 34 | 43 | 58 |
| | M | 14 | 11 | 11 | 19 | 11 | 23 | 21 | 25 | 39 |
| | W | 5 | 5 | 7 | 9 | 5 | 8 | 13 | 18 | 19 |
| Inform. Auto.Engineering | | 19 | 25 | 32 | 64 | 87 | 106 | 126 | 136 | 97 |
| Master | Ges | 19 | 25 | 32 | 64 | 87 | 106 | 126 | 136 | 97 |
| | M | 16 | 21 | 27 | 53 | 75 | 97 | 114 | 119 | 81 |
| | W | 3 | 4 | 5 | 11 | 12 | 9 | 12 | 17 | 16 |
| Physik | | 545 | 612 | 619 | 720 | 699 | 589 | 595 | 581 | 533 |
| Bachelor | Ges | 313 | 351 | 385 | 465 | 472 | 353 | 349 | 327 | 298 |
| | M | 214 | 212 | 232 | 292 | 304 | 252 | 241 | 230 | 213 |
| | W | 99 | 139 | 153 | 173 | 168 | 101 | 108 | 97 | 85 |
| Master | Ges | 17 | 58 | 84 | 103 | 103 | 119 | 135 | 135 | 118 |
| | M | 14 | 49 | 70 | 83 | 77 | 87 | 94 | 98 | 84 |
| | W | 3 | 9 | 14 | 20 | 26 | 32 | 41 | 37 | 34 |
| Promotion | Ges | 85 | 108 | 111 | 124 | 124 | 117 | 111 | 119 | 117 |
| | M | 60 | 75 | 80 | 90 | 88 | 82 | 80 | 84 | 79 |
| | W | 25 | 33 | 31 | 34 | 36 | 35 | 31 | 35 | 38 |

Fortsetzung: Studienfälle insgesamt

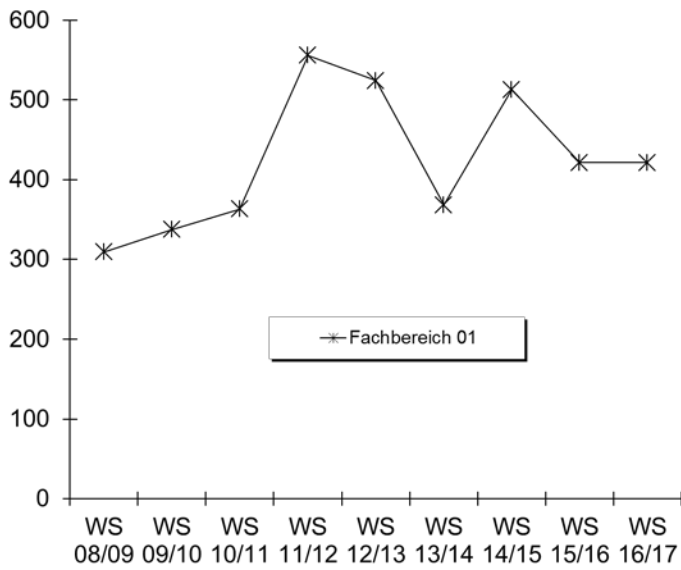


b) Studienfälle im 1. Fachsemester

| Studiengang | Abschluss | | WS 08/09 | WS 09/10 | WS 10/11 | WS 11/12 | WS 12/13 | WS 13/14 | WS 14/15 | WS 15/16 | WS 16/17 |
|--------------------------|----------------|------------|-----------|------------|------------|------------|------------|-----------|------------|-----------|-----------|
| Comm. a. Inf. Technology | Master | M | 10 | 11 | 6 | 7 | 5 | 19 | 61 | 18 | 16 |
| | | W | 4 | 1 | 3 | 5 | 2 | 3 | 8 | 3 | 4 |
| | | Ges | 14 | 12 | 9 | 12 | 7 | 22 | 69 | 21 | 20 |
| Elektrotechnik | Bachelor VF | M | | | 75 | 151 | 136 | 59 | 56 | 63 | 63 |
| | | W | | | 19 | 34 | 27 | 21 | 16 | 10 | 14 |
| | | Ges | | | 94 | 185 | 163 | 80 | 72 | 73 | 77 |
| Elektrotechnik | Master | M | | | | | | 3 | 17 | 22 | 16 |
| | | W | | | | | | 1 | 1 | 2 | 8 |
| | | Ges | | | | | | 4 | 18 | 24 | 24 |
| Environm. Physics | Master | M | 4 | 4 | 6 | 14 | 4 | 17 | 10 | 11 | 20 |
| | | W | 4 | 4 | 5 | 2 | 2 | 6 | 6 | 8 | 4 |
| | | Ges | 8 | 8 | 11 | 16 | 6 | 23 | 16 | 19 | 24 |
| InformAutoEngineering | Master | M | 4 | 9 | 13 | 29 | 37 | 33 | 75 | 35 | 33 |
| | | W | 2 | 3 | 2 | 7 | 4 | 2 | 8 | 9 | 9 |
| | | Ges | 6 | 12 | 15 | 36 | 41 | 35 | 83 | 44 | 42 |
| Physik | Bachelor VF | M | 61 | 51 | 72 | 120 | 100 | 61 | 63 | 62 | 55 |
| | | W | 33 | 50 | 66 | 80 | 66 | 27 | 40 | 32 | 19 |
| | | Ges | 94 | 101 | 138 | 200 | 166 | 88 | 103 | 94 | 74 |
| Physik | Bachelor LA | M | | | | 37 | 23 | 10 | 22 | 18 | 16 |
| | | W | | | | 18 | 17 | 6 | 12 | 15 | 17 |
| | | Ges | | | | 55 | 40 | 16 | 34 | 33 | 33 |
| Physik | Master | M | 14 | 22 | 17 | 22 | 16 | 16 | 19 | 20 | 12 |
| | | W | 3 | 2 | 3 | 7 | 9 | 7 | 4 | 8 | 5 |
| | | Ges | 17 | 24 | 20 | 29 | 25 | 23 | 23 | 28 | 17 |
| Physik | M.Ed.Gym/OS LF | M | | | | | | | 4 | 3 | 4 |
| | | W | | | | | | | 5 | | 3 |
| | | Ges | | | | | | | 9 | 3 | 7 |
| Physik | M.Ed.Ber. LF | M | | | | | | | 3 | 5 | 1 |
| | | W | | | | | | | | | |
| | | Ges | | | | | | | 3 | 5 | 1 |

Fortsetzung: Studienfälle im 1. Fachsemester

| Studiengang | Abschluss | | WS 08/09 | WS 09/10 | WS 10/11 | WS 11/12 | WS 12/13 | WS 13/14 | WS 14/15 | WS 15/16 | WS 16/17 |
|--------------------------|-------------|------------|------------|------------|------------|------------|------------|------------|------------|------------|-----------|
| Wirtschaftsing. Etechnik | Bachelor VF | M | | | | | 50 | 45 | 59 | 54 | 71 |
| | | W | | | | | 5 | 17 | 16 | 15 | 22 |
| | | Ges | | | | | 55 | 62 | 75 | 69 | 93 |
| Wirtschaftsing. Etechnik | Maaster | M | | | | | | | | 3 | 9 |
| | | W | | | | | | | | 1 | |
| | | Ges | | | | | | | | 4 | 9 |
| Fachbereich 01 | | M | 223 | 210 | 230 | 397 | 389 | 272 | 391 | 315 | 316 |
| | | W | 86 | 127 | 133 | 159 | 135 | 96 | 122 | 106 | 105 |
| | Ges | 309 | 337 | 363 | 556 | 524 | 368 | 513 | 421 | 421 | |



6. Studienfallkohorten bis zum WS 14/15

| Computational Mat. Science Master | Fachsemester | | | | | | |
|--------------------------------------|--------------------------------|-----|-----|-----|------|------|------|
| | Abbruch oder Wechsel in RSZ | | | | >RSZ | | |
| | 1 | 2 | 3 | 4 | 5 | 6 | 7 |
| Kohorte 08/09 | 2 | 2 | 2 | 2 | 2 | | |
| Schwund in % | | | | | | 100% | 100% |
| Kohorte 09/10 | 4 | 3 | 3 | 3 | 3 | | |
| Schwund in % | | 25% | 25% | 25% | 25% | 100% | 100% |
| Kohorte 10/11 | 5 | 5 | 4 | 4 | 3 | | |
| Schwund in % | | | 20% | 20% | 40% | 100% | 100% |
| Kohorte 11/12 | 10 | 6 | 6 | 6 | 4 | | |
| Schwund in % | | 40% | 40% | 40% | 60% | 100% | 100% |
| Kohorte 12/13 | 4 | 3 | 2 | 2 | 2 | | |
| Schwund in % | | 25% | 50% | 50% | 50% | 100% | 100% |

Fortsetzung: Studienfallkohorten

| Environment. Physics Master | Fachsemester | | | | | | |
|--------------------------------|-----------------------------|-----|-----|-----|------|-----|------|
| | Abbruch oder Wechsel in RSZ | | | | >RSZ | | |
| | 1 | 2 | 3 | 4 | 5 | 6 | 7 |
| Kohorte 07/08 | 15 | 13 | 4 | 4 | 1 | 1 | 1 |
| Schwund in % | | 13% | 73% | 73% | 93% | 93% | 93% |
| Kohorte 08/09 | 8 | 8 | 6 | 3 | 1 | 1 | |
| Schwund in % | | | 25% | 63% | 88% | 88% | 100% |
| Kohorte 09/10 | 8 | 8 | 4 | 4 | 2 | 2 | |
| Schwund in % | | | 50% | 50% | 75% | 75% | 100% |
| Kohorte 10/11 | 11 | 9 | 8 | 7 | 2 | 1 | |
| Schwund in % | | 18% | 27% | 36% | 82% | 91% | 100% |
| Kohorte 11/12 | 16 | 8 | 8 | 7 | 3 | 1 | |
| Schwund in % | | 50% | 50% | 56% | 81% | 94% | 100% |
| Kohorte 12/13 | 6 | 6 | 5 | 4 | 3 | 2 | |
| Schwund in % | | | 17% | 33% | 50% | 67% | 100% |
| Kohorte 13/14 | 23 | 18 | 15 | 14 | 8 | 1 | |
| Schwund in % | | 22% | 35% | 39% | 65% | 96% | 100% |
| Kohorte 14/15 | 16 | 15 | 14 | 14 | 13 | | |
| Schwund in % | | 6% | 13% | 13% | 19% | | |

| E-Technik Bachelor VF | Fachsemester | | | | | | | | | | |
|--------------------------|-----------------------------|-----|-----|-----|-----|-----|------|-----|-----|-----|-----|
| | Abbruch oder Wechsel in RSZ | | | | | | >RSZ | | | | |
| | 1 | 2 | 3 | 4 | 5 | 6 | 7 | 8 | 9 | 10 | 11 |
| Kohorte 10/11 | 94 | 79 | 61 | 55 | 48 | 47 | 36 | 30 | 21 | 17 | 13 |
| Schwund in % | | 16% | 35% | 41% | 49% | 50% | 62% | 68% | 78% | 82% | 86% |
| Kohorte 11/12 | 185 | 164 | 105 | 101 | 88 | 85 | 67 | 56 | 35 | 26 | 17 |
| Schwund in % | | 11% | 43% | 45% | 52% | 54% | 64% | 70% | 81% | 86% | 91% |
| Kohorte 12/13 | 163 | 127 | 75 | 67 | 62 | 52 | 43 | 34 | 24 | | |
| Schwund in % | | 22% | 54% | 59% | 62% | 68% | 74% | 79% | 85% | | |
| Kohorte 13/14 | 80 | 78 | 46 | 40 | 38 | 35 | 27 | | | | |
| Schwund in % | | 3% | 43% | 50% | 53% | 56% | 66% | | | | |
| Kohorte 14/15 | 72 | 64 | 35 | 28 | 20 | | | | | | |
| Schwund in % | | 11% | 51% | 61% | 72% | | | | | | |

| Elektrotech/Informtech. Master | Fachsemester | | | | |
|-----------------------------------|--------------|------|------|------|------|
| | <= RSZ | | | | >RSZ |
| | 1 | 2 | 3 | 4 | 5 |
| Kohorte 14/15 | 18 | 29 | 29 | 30 | 22 |
| Schwund in % | | -61% | -61% | -67% | -22% |

| Physik Bachelor LA | Fachsemester | | | | | | | | |
|-----------------------|-----------------------------|-----|-----|-----|-----|-----|------|-----|-----|
| | Abbruch oder Wechsel in RSZ | | | | | | >RSZ | | |
| | 1 | 2 | 3 | 4 | 5 | 6 | 7 | 8 | 9 |
| Kohorte 11/12 | 55 | 50 | 37 | 37 | 32 | 31 | 19 | 15 | 13 |
| Schwund in % | | 9% | 33% | 33% | 42% | 44% | 65% | 73% | 76% |
| Kohorte 12/13 | 40 | 25 | 17 | 17 | 14 | 14 | 10 | 7 | 5 |
| Schwund in % | | 38% | 58% | 58% | 65% | 65% | 75% | 83% | 88% |
| Kohorte 13/14 | 16 | 15 | 10 | 8 | 7 | 7 | 4 | | |
| Schwund in % | | 6% | 38% | 50% | 56% | 56% | 75% | | |
| Kohorte 14/15 | 34 | 27 | 22 | 18 | 13 | | | | |
| Schwund in % | | 21% | 35% | 47% | 62% | | | | |

Fortsetzung: Studienfallkohorten

| Physik VF Bachelor | Fachsemester | | | | | | | | | | | | |
|-----------------------|-----------------------------|-----|-----|-----|-----|-----|-------|-----|-----|-----|-----|-----|-----|
| | Abbruch oder Wechsel in RSZ | | | | | | > RSZ | | | | | | |
| | 1 | 2 | 3 | 4 | 5 | 6 | 7 | 8 | 9 | 10 | 11 | 12 | 13 |
| Kohorte 05/06 | 70 | 62 | 37 | 34 | 31 | 31 | 10 | 9 | 2 | 2 | 2 | 1 | 1 |
| Schwund in % | | 11% | 47% | 51% | 56% | 56% | 86% | 87% | 97% | 97% | 97% | 99% | 99% |
| Kohorte 06/07 | 97 | 86 | 50 | 48 | 37 | 33 | 9 | 6 | 1 | 1 | 1 | 1 | 1 |
| Schwund in % | | 11% | 48% | 51% | 62% | 66% | 91% | 94% | 99% | 99% | 99% | 99% | 99% |
| Kohorte 07/08 | 77 | 64 | 48 | 45 | 44 | 44 | 17 | 13 | 7 | 5 | 2 | 2 | 2 |
| Schwund in % | | 17% | 38% | 42% | 43% | 43% | 78% | 83% | 91% | 94% | 97% | 97% | 97% |
| Kohorte 08/09 | 94 | 66 | 43 | 38 | 31 | 31 | 4 | 3 | 1 | 1 | 1 | 1 | 1 |
| Schwund in % | | 30% | 54% | 60% | 67% | 67% | 96% | 97% | 99% | 99% | 99% | 99% | 99% |
| Kohorte 09/10 | 101 | 83 | 49 | 46 | 41 | 40 | 13 | 12 | 6 | 6 | 3 | 2 | 2 |
| Schwund in % | | 18% | 51% | 54% | 59% | 60% | 87% | 88% | 94% | 94% | 97% | 98% | 98% |
| Kohorte 10/11 | 138 | 102 | 49 | 37 | 33 | 31 | 11 | 8 | 7 | 5 | 5 | 5 | 3 |
| Schwund in % | | 26% | 64% | 73% | 76% | 78% | 92% | 94% | 95% | 96% | 96% | 96% | 98% |
| Kohorte 11/12 | 200 | 167 | 95 | 83 | 63 | 60 | 29 | 28 | 14 | 13 | 8 | | |
| Schwund in % | | 17% | 53% | 59% | 69% | 70% | 86% | 86% | 93% | 94% | 96% | | |
| Kohorte 12/13 | 166 | 125 | 67 | 59 | 45 | 41 | 20 | 13 | 7 | | | | |
| Schwund in % | | 25% | 60% | 64% | 73% | 75% | 88% | 92% | 96% | | | | |
| Kohorte 13/14 | 88 | 73 | 49 | 47 | 38 | 39 | 24 | | | | | | |
| Schwund in % | | 17% | 44% | 47% | 57% | 56% | 73% | | | | | | |
| Kohorte 14/15 | 103 | 85 | 47 | 42 | 37 | | | | | | | | |
| Schwund in % | | 17% | 54% | 59% | 64% | | | | | | | | |

| Physik Master | Fachsemester | | | | | | | | |
|------------------|-----------------------------|------|-----|-----|------|-----|-----|-----|------|
| | Abbruch oder Wechsel in RSZ | | | | >RSZ | | | | |
| | 1 | 2 | 3 | 4 | 5 | 6 | 7 | 8 | 9 |
| Kohorte 08/09 | 17 | 17 | 14 | 14 | 14 | 11 | 4 | 3 | |
| Schwund in % | | | 18% | 18% | 18% | 35% | 76% | 82% | 100% |
| Kohorte 09/10 | 24 | 24 | 24 | 23 | 18 | 11 | 5 | 4 | 3 |
| Schwund in % | | | | 4% | 25% | 54% | 79% | 83% | 88% |
| Kohorte 10/11 | 20 | 25 | 15 | 15 | 11 | 9 | 5 | 3 | 1 |
| Schwund in % | | -25% | 25% | 25% | 45% | 55% | 75% | 85% | 95% |
| Kohorte 11/12 | 29 | 23 | 23 | 23 | 21 | 14 | 9 | 6 | 2 |
| Schwund in % | | 21% | 21% | 21% | 28% | 52% | 69% | 79% | 93% |
| Kohorte 12/13 | 25 | 24 | 21 | 22 | 19 | 9 | 5 | 4 | 2 |
| Schwund in % | | 4% | 16% | 12% | 24% | 64% | 80% | 84% | 92% |
| Kohorte 13/14 | 23 | 23 | 23 | 24 | 18 | 14 | 5 | | |
| Schwund in % | | | | -4% | 22% | 39% | 78% | | |
| Kohorte 14/15 | 23 | 22 | 21 | 22 | 16 | | | | |
| Schwund in % | | 4% | 9% | 4% | 30% | | | | |

| Physik M.Ed. Ber. 2.F. | Fachsemester | | | | | | |
|---------------------------|--------------|------|-----|-----|------|------|------|
| | <= RSZ | | | | >RSZ | | |
| | 1 | 2 | 3 | 4 | 5 | 6 | 7 |
| Kohorte 09/10 | 9 | 7 | 6 | 5 | 5 | 4 | 3 |
| Schwund in % | | 22% | 33% | 44% | 44% | 56% | 67% |
| Kohorte 10/11 | 4 | 3 | 3 | 2 | 1 | 1 | |
| Schwund in % | | 25% | 25% | 50% | 75% | 75% | 100% |
| Kohorte 11/12 | 5 | 6 | 2 | 2 | | | |
| Schwund in % | | -20% | 60% | 60% | 100% | 100% | 100% |
| Kohorte 12/13 | 7 | 7 | 2 | 2 | 2 | 1 | 1 |
| Schwund in % | | | 71% | 71% | 71% | 86% | 86% |
| Kohorte 13/14 | 3 | 2 | 2 | 2 | 2 | 2 | |
| Schwund in % | | 33% | 33% | 33% | 33% | 33% | 100% |
| Kohorte 14/15 | 1 | 1 | 1 | 1 | | | |
| Schwund in % | | | | | 100% | | |

| Physik M.Ed. Gym. 2.F. | Fachsemester | | | | | | |
|---------------------------|--------------|------|------|------|------|-----|------|
| | <= RSZ | | | | >RSZ | | |
| | 1 | 2 | 3 | 4 | 5 | 6 | 7 |
| Kohorte 08/09 | 2 | 2 | 2 | 2 | 2 | 1 | 1 |
| Schwund in % | | | | | | 50% | 50% |
| Kohorte 09/10 | 7 | 7 | 7 | 7 | 5 | 2 | |
| Schwund in % | | | | | 29% | 71% | 100% |
| Kohorte 11/12 | 4 | 4 | 2 | 2 | 2 | 1 | |
| Schwund in % | | | 50% | 50% | 50% | 75% | 100% |
| Kohorte 12/13 | 4 | 4 | 4 | 4 | 4 | 1 | 1 |
| Schwund in % | | | | | | 75% | 75% |
| Kohorte 13/14 | 6 | 8 | 8 | 8 | 4 | 2 | 1 |
| Schwund in % | | -33% | -33% | -33% | 33% | 33% | 67% |
| Kohorte 14/15 | 4 | 4 | 4 | 2 | 1 | | |
| Schwund in % | | | | | 75% | | |

Fortsetzung: Studienfallkohorten

| Physik M.Ed. Sek | Fachsemester | | | | | | |
|---------------------|--------------|------|------|------|------|------|------|
| | <= RSZ | | >RSZ | | | | |
| | 1 | 2 | 3 | 4 | 5 | 6 | 7 |
| Kohorte 11/12 | 3 | 3 | 3 | 1 | | | |
| Schwund in % | | | | 67% | 100% | 100% | 100% |
| Kohorte 12/13 | 2 | 2 | 2 | 1 | | | |
| Schwund in % | | | | 50% | 100% | 100% | 100% |
| Kohorte 13/14 | 2 | 3 | 1 | 1 | | | |
| Schwund in % | | -50% | 50% | 50% | 100% | 100% | 100% |
| Kohorte 14/15 | 2 | 3 | | | | | |
| Schwund in % | | -50% | 100% | 100% | 100% | | |

| Wirtschaftsing.Etechnik VF Bachelor | Fachsemester | | | | |
|--|--------------|----|-----|-----|------|
| | <= RSZ | | | | >RSZ |
| | 1 | 2 | 3 | 4 | 5 |
| Kohorte 14/15 | 75 | 70 | 47 | 44 | 37 |
| Schwund in % | | 7% | 37% | 41% | 51% |

7. Abschlussprüfungen im Prüfungsjahr 2016 (01.10.2015-30.09.2016)

| Fach | Abschluss | WS 15/16 | | | SoSe 16 | | | Prüfungsjahr 2016 | | |
|---------------------------|-----------------------|-----------|-----------|-----------|-----------|-----------|------------|-------------------|-----------|------------|
| | | M | W | Ges | M | W | Ges | M | W | Ges |
| Comm. a. Inf. Technology | Master | 3 | 1 | 4 | 6 | 2 | 8 | 9 | 3 | 12 |
| Elektrotech./Informtechn. | Bachelor VF | 17 | 1 | 18 | 10 | 3 | 13 | 27 | 4 | 31 |
| E-Tech u. Inform.Tech. | Diplom | 6 | | 6 | 15 | 2 | 17 | 21 | 2 | 23 |
| E-Tech u. Inform.Tech. | Master | 3 | 1 | 4 | 5 | 2 | 7 | 8 | 3 | 11 |
| Environm. Physics | Master | 5 | 2 | 7 | | | | 5 | 2 | 7 |
| InformAutoEngineering | Master | 13 | | 13 | 21 | 1 | 22 | 34 | 1 | 35 |
| Physik | Bachelor VF | 12 | 4 | 16 | 7 | 4 | 11 | 19 | 8 | 27 |
| Physik | BA LA Gym/OS 1.F. | 4 | | 4 | | 2 | 2 | 4 | 2 | 6 |
| Physik | BA LA Gym/OS 2.F. | 3 | 3 | 6 | 4 | 1 | 5 | 7 | 4 | 11 |
| Physik | 2 Fach Master Ed. Alt | 3 | 1 | 4 | 1 | 1 | 2 | 4 | 2 | 6 |
| Physik | M.Ed.berufl. 2.LF | | | | 1 | | 1 | 1 | | 1 |
| Physik | M.Ed.Gy/OS 1.LF | | | | 3 | 1 | 4 | 3 | 1 | 4 |
| Physik | M.Ed.Gy/OS 2.LF | | | | 2 | 3 | 5 | 2 | 3 | 5 |
| Physik | Master | 9 | 2 | 11 | 11 | 3 | 14 | 20 | 5 | 25 |
| Wirtschaftsing. Etechnik | Bachelor VF | 4 | | 4 | 7 | | 7 | 11 | | 11 |
| FB Gesamt | | 82 | 15 | 97 | 93 | 25 | 118 | 175 | 40 | 215 |

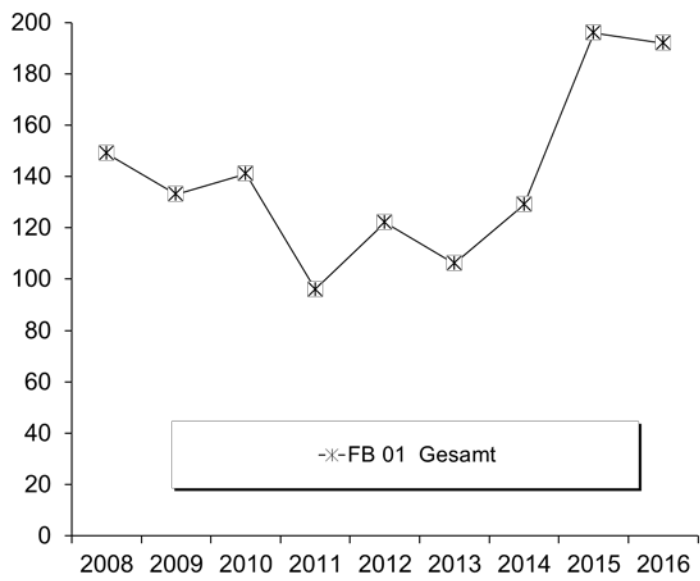
8. Absolventen: Studiendauer und Alter im Prüfungsjahr 2016

| Fach | Abschluss | Anz | Studiendauer | | Alter | |
|----------------------------|-------------------|-----|--------------|--------|-------|--------|
| | | | MW | Median | MW | Median |
| Comm. a. Inf. Technology | Master | 12 | 7,92 | 7 | 27,25 | 25,88 |
| E-Tech u. Inform.Tech. | Diplom | 23 | 15,17 | 14 | 29,76 | 29,42 |
| E-Tech u. Inform.Tech. | Master | 11 | 4,55 | 4 | 26,2 | 25,86 |
| Elektrotechn./Informtechn. | Bachelor VF | 31 | 8,61 | 9 | 25,44 | 24,07 |
| Environmental Physics | Master | 7 | 5 | 5 | 29,87 | 27,95 |
| InformAutoEngineering | Master | 35 | 7,14 | 7 | 27,71 | 27,21 |
| Physik | Bachelor VF | 27 | 7,96 | 7 | 24,33 | 23,54 |
| Physik | BA LA Gym/OS 1.F. | 6 | 8,83 | 8 | 27,94 | 26,42 |
| Physik | 1 Fach MEd. neu | 4 | 4 | 4 | 26,6 | 26,07 |
| Physik | Master | 25 | 6,8 | 6 | 27,48 | 27,62 |
| Wirtschaftsing. Etechnik | Bachelor VF | 11 | 6,73 | 7 | 24,85 | 22,97 |

9. Absolventen im Zeitverlauf vom Prüfungsjahr 2008-2016

| Fach | Abschluss | | 2008 | 2009 | 2010 | 2011 | 2012 | 2013 | 2014 | 2015 | 2016 |
|----------------------------|----------------------|------------|-------------|-------------|-------------|-------------|-------------|-------------|-------------|-------------|-------------|
| Comm. a. Inf. Technology | Master | M | 12 | 7 | 5 | 6 | 7 | 4 | 7 | 3 | 9 |
| | | W | 2 | 5 | 1 | | 2 | 8 | 1 | 2 | 3 |
| | | Ges | 14 | 12 | 6 | 6 | 9 | 12 | 8 | 5 | 12 |
| Computational Mat. Science | Master | M | | | | 1 | 1 | 1 | 3 | 4 | |
| | | W | | | | | | | | 1 | |
| | | Ges | | | | 1 | 1 | 1 | 3 | 5 | |
| E-Tech u. Inform.Tech. | Diplom | M | 38 | 35 | 35 | 25 | 18 | 30 | 35 | 34 | 21 |
| | | W | 3 | 4 | 3 | 4 | 4 | 3 | 1 | 3 | 2 |
| | | Ges | 41 | 39 | 38 | 29 | 22 | 33 | 36 | 37 | 23 |
| E-Tech u. Inform.Tech. | Bachelor VF | M | | | | | | 3 | 5 | 30 | 27 |
| | | W | | | | | | 1 | 1 | 3 | 4 |
| | | Ges | | | | | | 4 | 6 | 33 | 31 |
| E-Tech u. Inform.Tech. | Master | M | | | | | | | | 2 | 8 |
| | | W | | | | | | | | | 3 |
| | | Ges | | | | | | | | | 2 |
| Environm. Physics | Master | M | 9 | 7 | 2 | 3 | 3 | 4 | 3 | 4 | 5 |
| | | W | 2 | | | 1 | 6 | 2 | 1 | 3 | 2 |
| | | Ges | 11 | 7 | 2 | 4 | 9 | 6 | 4 | 7 | 7 |
| InformAutoEngineering | Master | M | 9 | 6 | 5 | 2 | 13 | 10 | 16 | 26 | 34 |
| | | W | | | 1 | 1 | 3 | 4 | 1 | 4 | 1 |
| | | Ges | 9 | 6 | 6 | 3 | 16 | 14 | 17 | 30 | 35 |
| Physik | Bachelor HF | M | | 1 | 1 | 1 | 2 | | 1 | | |
| | | W | | | 4 | 1 | | | 1 | | |
| | | Ges | | 1 | 5 | 2 | 2 | | 2 | | |
| Physik | Bachelor VF | M | 19 | 20 | 27 | 19 | 20 | 17 | 19 | 29 | 19 |
| | | W | 5 | 2 | 8 | 3 | 12 | 8 | 8 | 4 | 8 |
| | | Ges | 24 | 22 | 35 | 22 | 32 | 25 | 27 | 33 | 27 |
| Physik | BA LA Gym/OS 1.F. | M | | | | | | | 1 | 4 | 4 |
| | | W | | | | | | | | 1 | 2 |
| | | Ges | | | | | | | 1 | 5 | 6 |
| Physik | Diplom | M | 15 | 14 | 21 | 8 | 4 | 1 | | | |
| | | W | 3 | 2 | 3 | 1 | 1 | | | | |
| | | Ges | 18 | 16 | 24 | 9 | 5 | 1 | | | |
| Physik | Lehramt | M | 6 | 7 | 5 | 3 | 4 | | | | |
| | | W | 7 | 7 | 6 | 1 | | | | | |
| | | Ges | 13 | 14 | 11 | 4 | 4 | | | | |
| Physik | Master | M | | | 1 | 10 | 19 | 6 | 18 | 18 | 20 |
| | | W | | | 1 | 3 | 1 | 2 | 4 | 8 | 5 |
| | | Ges | | | 2 | 13 | 20 | 8 | 22 | 26 | 25 |
| Physik | 1. F. Master Ed. Alt | M | | | | | 1 | | 3 | 4 | |
| | | W | | | | | 1 | 2 | | 4 | |
| | | Ges | | | | | 2 | 2 | 3 | 8 | |
| Physik | M.Ed. GY/OS | M | | | | | | | | | 3 |
| | | W | | | | | | | | | 1 |
| | | Ges | | | | | | | | | |
| Wirtschaftsing. Etechnik | Bachelor VF | M | | | | | | | | 4 | 11 |
| | | W | | | | | | | | 1 | |
| | | Ges | | | | | | | | | 5 |
| FB 01 Gesamt | | M | 123 | 109 | 112 | 81 | 92 | 76 | 111 | 162 | 161 |
| | | W | 26 | 24 | 29 | 15 | 30 | 30 | 18 | 34 | 31 |
| | | Ges | 149 | 133 | 141 | 96 | 122 | 106 | 129 | 196 | 192 |

Fortsetzung: Absolventen im Zeitverlauf



C. Fachbereich 02

1. Studienfälle nach Fachsemestern im WS 16/17

| Studiengang | Abschluß | G | 1 | 2 | 3 | 4 | 5 | 6 | 7 | 8 | 9 | 10 | 11 | 12 | 13-14 | >14 | Ges | RSZ |
|----------------|-----------------|------------|------------|----------|-----------|----------|-----------|----------|-----------|----------|-----------|----------|----------|----------|----------|----------|------------|------------|
| Biochemistry | Master | M | 4 | | 1 | | 10 | | 2 | | | | 1 | | | | 18 | 5 |
| Biochemistry | Master | W | 5 | | 10 | | 9 | | | | | | | | | | 24 | 15 |
| | | Ges | 9 | | 11 | | 19 | | 2 | | | | 1 | | | | 42 | 20 |
| Biologie | Bachelor | VF M | 35 | 2 | 15 | | 15 | 1 | 11 | 3 | 6 | | | | 2 | 1 | 91 | 68 |
| Biologie | Bachelor | VF W | 77 | 1 | 54 | 3 | 48 | 2 | 23 | 2 | 6 | 2 | 2 | 1 | 1 | 2 | 224 | 185 |
| | | Ges | 112 | 3 | 69 | 3 | 63 | 3 | 34 | 5 | 12 | 2 | 2 | 1 | 3 | 3 | 315 | 253 |
| Biologie | BA FWmP | KF M | | | | 1 | 4 | | | | 4 | | | | | 1 | 10 | 5 |
| Biologie | BA FWmP | KF W | | | | | 4 | | | | | | | | | | 4 | 4 |
| | | Ges | | | | 1 | 8 | | | | 4 | | | | | 1 | 14 | 9 |
| Biologie | BA FWmP | PF M | | | | | 2 | | 3 | 2 | 1 | | 1 | | | | 9 | 2 |
| Biologie | BA FWmP | PF W | | | | | 4 | | 7 | 1 | | | 1 | | | 1 | 14 | 4 |
| | | Ges | | | | | 6 | | 10 | 3 | 1 | | 2 | | | 1 | 23 | 6 |
| Biologie | BA LA Gy/Obers. | LF M | 14 | 5 | 17 | 1 | 11 | | 10 | | 3 | | 2 | | 1 | | 64 | 48 |
| Biologie | BA LA Gy/Obers. | LF W | 36 | 4 | 20 | 2 | 36 | 1 | 20 | 1 | 3 | 2 | 2 | | 2 | 1 | 130 | 99 |
| | | Ges | 50 | 9 | 37 | 3 | 47 | 1 | 30 | 1 | 6 | 2 | 4 | | 3 | 1 | 194 | 147 |
| Biologie | M.Ed.Gym/Obers. | LF M | 9 | | 12 | | 4 | | | | | | | | | | 25 | 21 |
| Biologie | M.Ed.Gym/Obers. | LF W | 16 | 1 | 26 | 2 | 5 | | | | | | | | | | 50 | 45 |
| | | Ges | 25 | 1 | 38 | 2 | 9 | | | | | | | | | | 75 | 66 |
| Chemie | Bachelor | VF M | 31 | | 28 | 1 | 22 | 1 | 15 | | 7 | 1 | 1 | 1 | 1 | 1 | 110 | 83 |
| Chemie | Bachelor | VF W | 24 | 1 | 11 | | 6 | | 6 | | 1 | 2 | | 1 | 1 | 1 | 54 | 42 |
| | | Ges | 55 | 1 | 39 | 1 | 28 | 1 | 21 | | 8 | 3 | 1 | 2 | 2 | 2 | 164 | 125 |
| Chemie | BA FWmP | KF M | 1 | | 1 | | 1 | | 1 | | | | | | | | 4 | 3 |
| Chemie | BA FWmP | KF W | 3 | | 2 | | 1 | | | 1 | | | | | | 1 | 8 | 6 |
| | | Ges | 4 | | 3 | | 2 | | 1 | 1 | | | | | | 1 | 12 | 9 |
| Chemie | BA FWmP | PF M | 4 | | 2 | | 3 | | 1 | | 4 | | | | | | 14 | 9 |
| Chemie | BA FWmP | PF W | 4 | | | | 2 | | | | 1 | | | | | | 7 | 6 |
| | | Ges | 8 | | 2 | | 5 | | 1 | | 5 | | | | | | 21 | 15 |
| Chemie | BA LA Gy/Obers. | LF M | 15 | 3 | 12 | 1 | 12 | | 3 | | 3 | | 2 | | 1 | | 52 | 43 |
| Chemie | BA LA Gy/Obers. | LF W | 19 | 1 | 11 | | 6 | | 8 | | 3 | | | | | | 48 | 37 |
| | | Ges | 34 | 4 | 23 | 1 | 18 | | 11 | | 6 | | 2 | | 1 | | 100 | 80 |
| Chemie | M.Ed.berufl. | LF M | | | | | 1 | | | | | | | | | | 1 | |
| | | Ges | | | | | 1 | | | | | | | | | | 1 | |
| Chemie | M.Ed.Gym/Obers. | LF M | 5 | | 7 | 1 | 1 | | | | | | | | | | 14 | 13 |
| Chemie | M.Ed.Gym/Obers. | LF W | 5 | | 7 | | 3 | | | | | | | | | | 15 | 12 |
| | | Ges | 10 | | 14 | 1 | 4 | | | | | | | | | | 29 | 25 |
| Chemie | Master | M | 13 | | 14 | | 9 | | 3 | | | | | | | | 39 | 27 |
| Chemie | Master | W | 5 | | 8 | | 5 | | | | | | | | | | 18 | 13 |
| | | Ges | 18 | | 22 | | 14 | | 3 | | | | | | | | 57 | 40 |
| Ecology | Master | M | 6 | | 4 | 1 | 6 | | 3 | | | 1 | | | | | 21 | 11 |
| Ecology | Master | W | 13 | | 11 | | 4 | 1 | | | 1 | | | | | | 30 | 24 |
| | | Ges | 19 | | 15 | 1 | 10 | 1 | 3 | | 1 | 1 | | | | | 51 | 35 |
| ISATEC | Master | M | 7 | | 8 | | 4 | | | | | | | | | | 19 | 15 |
| ISATEC | Master | W | 12 | | 12 | | 5 | | | | | | | | | | 29 | 24 |
| | | Ges | 19 | | 20 | | 9 | | | | | | | | | | 48 | 39 |
| Marine Biology | Master | M | 4 | | 3 | 1 | 3 | | | | | | | | | | 11 | 8 |
| Marine Biology | Master | W | 16 | | 14 | | 9 | | 1 | | | | | | | | 40 | 30 |
| | | Ges | 20 | | 17 | 1 | 12 | | 1 | | | | | | | | 51 | 38 |
| MARMIC | Master | M | 5 | | 3 | | | | | | | | | | | | 8 | 8 |
| MARMIC | Master | W | 9 | | 10 | | | | | | | | | | | | 19 | 19 |
| | | Ges | 14 | | 13 | | | | | | | | | | | | 27 | 27 |
| Neuroscience | Master | M | 5 | | 9 | | 5 | | | | | | | | | 1 | 20 | 14 |
| Neuroscience | Master | W | 14 | | 11 | | 7 | | | | | | | | | | 32 | 25 |
| | | Ges | 19 | | 20 | | 12 | | | | | | | | | 1 | 52 | 39 |

Studienfälle im FB 02: 1276

2. Studienfälle nach Hochschulesemestern im WS 16/17

| Studiengang | Abschluß | G | 1 | 2 | 3 | 4 | 5 | 6 | 7 | 8 | 9 | 10 | 11 | 12 | 13-14 | >14 | Ges |
|----------------|-----------------|------------|-----------|----------|-----------|----------|-----------|----------|-----------|----------|-----------|----------|-----------|----------|-----------|-----------|------------|
| Biochemistry | Master | M | 3 | | 1 | | 5 | | 3 | | | 1 | 4 | | 1 | | 18 |
| Biochemistry | Master | W | 1 | 1 | 7 | | 3 | | 2 | | 4 | 1 | 4 | | 1 | | 24 |
| | | Ges | 4 | 1 | 8 | | 8 | | 5 | | 4 | 2 | 8 | | 2 | | 42 |
| Biologie | Bachelor | VF M | 25 | 3 | 15 | | 15 | 2 | 12 | 1 | 10 | | 2 | | 2 | 4 | 91 |
| Biologie | Bachelor | VF W | 62 | 3 | 48 | | 49 | 3 | 24 | 1 | 13 | 1 | 6 | 3 | 2 | 9 | 224 |
| | | Ges | 87 | 6 | 63 | | 64 | 5 | 36 | 2 | 23 | 1 | 8 | 3 | 4 | 13 | 315 |
| Biologie | BA FWmP | KF M | | | | | 4 | | | | 2 | 1 | | | | 3 | 10 |
| Biologie | BA FWmP | KF W | | | | | 3 | | | | 1 | | | | | | 4 |
| | | Ges | | | | | 7 | | | | 3 | 1 | | | | 3 | 14 |
| Biologie | BA FWmP | PF M | | | | | 1 | | 2 | | 3 | | 1 | | | 2 | 9 |
| Biologie | BA FWmP | PF W | | | | | 4 | | 6 | 1 | 1 | | | | 1 | 1 | 14 |
| | | Ges | | | | | 5 | | 8 | 1 | 4 | | 1 | | | 3 | 23 |
| Biologie | BA LA Gy/Obers. | LF M | 7 | | 9 | 1 | 10 | 1 | 12 | | 8 | 2 | 1 | | 5 | 8 | 64 |
| Biologie | BA LA Gy/Obers. | LF W | 22 | 1 | 20 | 1 | 26 | 6 | 19 | 1 | 7 | | 6 | 2 | 6 | 13 | 130 |
| | | Ges | 29 | 1 | 29 | 2 | 36 | 7 | 31 | 1 | 15 | 2 | 7 | 2 | 11 | 21 | 194 |
| Biologie | M.Ed.Gym/Obers. | LF M | | | | | | | 2 | | 6 | | 8 | | 5 | 4 | 25 |
| Biologie | M.Ed.Gym/Obers. | LF W | | | | | | | 6 | 2 | 11 | 1 | 18 | 1 | 7 | 4 | 50 |
| | | Ges | | | | | | | 8 | 2 | 17 | 1 | 26 | 1 | 12 | 8 | 75 |
| Chemie | Bachelor | VF M | 26 | | 25 | | 20 | 1 | 12 | 3 | 5 | 1 | 7 | 1 | 2 | 7 | 110 |
| Chemie | Bachelor | VF W | 17 | 1 | 12 | 1 | 6 | 1 | 8 | | | | 2 | | 2 | 4 | 54 |
| | | Ges | 43 | 1 | 37 | 1 | 26 | 2 | 20 | 3 | 5 | 1 | 9 | 1 | 4 | 11 | 164 |
| Chemie | BA FWmP | KF M | 1 | | | | | | 1 | | | | 1 | | | 1 | 4 |
| Chemie | BA FWmP | KF W | | | 1 | | 1 | | 1 | | 1 | 1 | | | 1 | 2 | 8 |
| | | Ges | 1 | | 1 | | 1 | | 2 | | 1 | 1 | 1 | | 1 | 3 | 12 |
| Chemie | BA FWmP | PF M | 3 | 1 | | | 3 | | 2 | | 2 | 1 | | | 1 | 1 | 14 |
| Chemie | BA FWmP | PF W | 3 | | | | 3 | | | | 1 | | | | | | 7 |
| | | Ges | 6 | 1 | | | 6 | | 2 | | 3 | 1 | | | 1 | 1 | 21 |
| Chemie | BA LA Gy/Obers. | LF M | 9 | | 12 | | 8 | | 5 | 1 | 3 | | 4 | | 3 | 7 | 52 |
| Chemie | BA LA Gy/Obers. | LF W | 16 | | 7 | | 8 | | 7 | | 1 | | 1 | | 3 | 5 | 48 |
| | | Ges | 25 | | 19 | | 16 | | 12 | 1 | 4 | | 5 | | 6 | 12 | 100 |
| Chemie | M.Ed.berufl. | LF M | | | | | | | | | | | | | | 1 | 1 |
| | | Ges | | | | | | | | | | | | | | 1 | 1 |
| Chemie | M.Ed.Gym/Obers. | LF M | | | | | | | 1 | | 4 | | 5 | | 1 | 3 | 14 |
| Chemie | M.Ed.Gym/Obers. | LF W | | | | | | | 2 | | 3 | | 6 | | 2 | 2 | 15 |
| | | Ges | | | | | | | 3 | | 7 | | 11 | | 3 | 5 | 29 |
| Chemie | Master | M | | | | | | | 6 | 1 | 15 | | 12 | | 3 | 2 | 39 |
| Chemie | Master | W | | | | | 1 | | 2 | | 8 | | 3 | | 3 | 1 | 18 |
| | | Ges | | | | | 1 | | 8 | 1 | 23 | | 15 | | 6 | 3 | 57 |
| Ecology | Master | M | 3 | | 4 | | 7 | 1 | 2 | | | | 1 | | 1 | 2 | 21 |
| Ecology | Master | W | 9 | 1 | 6 | | 4 | 1 | | 1 | 2 | | 1 | | 2 | 3 | 30 |
| | | Ges | 12 | 1 | 10 | | 11 | 2 | 2 | 1 | 2 | | 2 | | 3 | 5 | 51 |
| ISATEC | Master | M | 4 | | 5 | | 1 | | | | 2 | 1 | 3 | 1 | 1 | 1 | 19 |
| ISATEC | Master | W | 9 | | 4 | 1 | 3 | | | 1 | 3 | 2 | 3 | | 2 | 1 | 29 |
| | | Ges | 13 | | 9 | 1 | 4 | | | 1 | 5 | 3 | 6 | 1 | 3 | 2 | 48 |
| Marine Biology | Master | M | 2 | | | | 1 | | 2 | | 1 | | 3 | 1 | 1 | | 11 |
| Marine Biology | Master | W | 4 | | 2 | | 3 | 1 | 4 | 3 | 8 | 2 | 9 | | 3 | 1 | 40 |
| | | Ges | 6 | | 2 | | 4 | 1 | 6 | 3 | 9 | 2 | 12 | 1 | 4 | 1 | 51 |
| MARMIC | Master | M | 2 | | | | | | | 3 | 3 | | | | | | 8 |
| MARMIC | Master | W | 4 | | 3 | | | | 3 | 2 | 4 | 3 | | | | | 19 |
| | | Ges | 6 | | 3 | | | | 3 | 5 | 7 | 3 | | | | | 27 |
| Neuroscience | Master | M | 1 | | 1 | | | | 2 | 1 | 2 | | 5 | | 3 | 5 | 20 |
| Neuroscience | Master | W | 3 | | | | 1 | | 7 | 1 | 9 | 1 | 5 | | 5 | | 32 |
| | | Ges | 4 | | 1 | | 1 | | 9 | 2 | 11 | 1 | 10 | | 8 | 5 | 52 |

Studienfälle im FB 02: 1276

3. Studienfälle nach Status, Geschlecht und Staatsangehörigkeit im WS 16/17

| Studiengang | Abschluß | G | Deutsche Studierende | | | | | | | Ausländische Studierende | | | | | Ges. | | |
|----------------|-----------------|------------|----------------------|----------|-----------|----------|---------------|----------------|------------|--------------------------|----------|----------|----------|---------------|-----------|----------------|------------|
| | | | Rückmeld. | | Neuein. | | Erst- ein. | Beur- laubt | Ges. | Rückmeld. | | Neuein. | | Erst- ein. | | Beur- laubt | Ges. |
| | | | Fortg | 1 FS | 1 FS | Fortg | | | | Fortg | 1 FS | 1 FS | Fortg | | | | |
| Biochemistry | Master | M | 5 | | 1 | | | | 6 | 9 | | | | 3 | | 12 | 18 |
| Biochemistry | Master | W | 9 | | 3 | | | | 12 | 10 | | 1 | | 1 | | 12 | 24 |
| | | Ges | 14 | | 4 | | | | 18 | 19 | | 1 | | 4 | | 24 | 42 |
| Biologie | Bachelor | VF M | 52 | 3 | 5 | | 22 | 3 | 85 | 1 | 1 | 1 | | 3 | | 6 | 91 |
| Biologie | Bachelor | VF W | 130 | 3 | 12 | 2 | 59 | 3 | 209 | 12 | | | | 3 | | 15 | 224 |
| | | Ges | 182 | 6 | 17 | 2 | 81 | 6 | 294 | 13 | 1 | 1 | | 6 | | 21 | 315 |
| Biologie | BA FWmP | KF M | 9 | | | | | 1 | 10 | | | | | | | | 10 |
| Biologie | BA FWmP | KF W | 3 | | | | | | 3 | 1 | | | | | | 1 | 4 |
| | | Ges | 12 | | | | | 1 | 13 | 1 | | | | | | 1 | 14 |
| Biologie | BA FWmP | PF M | 7 | | | | | 2 | 9 | | | | | | | | 9 |
| Biologie | BA FWmP | PF W | 13 | | | 1 | | | 14 | | | | | | | | 14 |
| | | Ges | 20 | | | 1 | | 2 | 23 | | | | | | | | 23 |
| Biologie | BA LA Gy/Obers. | LF M | 43 | 2 | 5 | 3 | 7 | 1 | 61 | 3 | | | | | | 3 | 64 |
| Biologie | BA LA Gy/Obers. | LF W | 84 | 6 | 8 | | 18 | 3 | 119 | 6 | | | 4 | 1 | 11 | 130 | |
| | | Ges | 127 | 8 | 13 | 3 | 25 | 4 | 180 | 9 | | | 4 | 1 | 14 | 194 | |
| Biologie | M.Ed.Gym/Obers. | LF M | 16 | | 9 | | | | 25 | | | | | | | | 25 |
| Biologie | M.Ed.Gym/Obers. | LF W | 31 | | 16 | | | 2 | 49 | 1 | | | | | | 1 | 50 |
| | | Ges | 47 | | 25 | | | 2 | 74 | 1 | | | | | | 1 | 75 |
| Chemie | Bachelor | VF M | 74 | 3 | 1 | | 21 | 2 | 101 | 3 | | 1 | | 5 | | 9 | 110 |
| Chemie | Bachelor | VF W | 22 | 2 | 5 | | 12 | 1 | 42 | 6 | | | 5 | 1 | 12 | 54 | |
| | | Ges | 96 | 5 | 6 | | 33 | 3 | 143 | 9 | | 1 | | 10 | 1 | 21 | 164 |
| Chemie | BA FWmP | KF M | 3 | | | | 1 | | 4 | | | | | | | | 4 |
| Chemie | BA FWmP | KF W | 5 | 1 | 1 | | | | 7 | | | 1 | | | | 1 | 8 |
| | | Ges | 8 | 1 | 1 | | 1 | | 11 | | | 1 | | | | 1 | 12 |
| Chemie | BA FWmP | PF M | 9 | | | | 3 | | 12 | 1 | | 1 | | | | 2 | 14 |
| Chemie | BA FWmP | PF W | 2 | 1 | | | 3 | | 6 | 1 | | | | | | 1 | 7 |
| | | Ges | 11 | 1 | | | 6 | | 18 | 2 | | 1 | | | | 3 | 21 |
| Chemie | BA LA Gy/Obers. | LF M | 34 | 1 | 5 | 2 | 8 | | 50 | 1 | | | 1 | | 2 | 52 | |
| Chemie | BA LA Gy/Obers. | LF W | 24 | 2 | 1 | | 16 | 1 | 44 | 4 | | | | | 4 | 48 | |
| | | Ges | 58 | 3 | 6 | 2 | 24 | 1 | 94 | 5 | | | 1 | | 6 | 100 | |
| Chemie | M.Ed.beruffl. | LF M | 1 | | | | | | 1 | | | | | | | | 1 |
| | | Ges | 1 | | | | | | 1 | | | | | | | | 1 |
| Chemie | M.Ed.Gym/Obers. | LF M | 9 | | 5 | | | | 14 | | | | | | | | 14 |
| Chemie | M.Ed.Gym/Obers. | LF W | 10 | | 5 | | | | 15 | | | | | | | | 15 |
| | | Ges | 19 | | 10 | | | | 29 | | | | | | | | 29 |
| Chemie | Master | M | 25 | | 13 | | | | 38 | 1 | | | | | | 1 | 39 |
| Chemie | Master | W | 12 | | 5 | | | | 17 | 1 | | | | | | 1 | 18 |
| | | Ges | 37 | | 18 | | | | 55 | 2 | | | | | | 2 | 57 |
| Ecology | Master | M | 1 | | 1 | | | 2 | 4 | 12 | 1 | 1 | | 3 | | 17 | 21 |
| Ecology | Master | W | 4 | | 2 | | | | 6 | 12 | | 2 | | 9 | 1 | 24 | 30 |
| | | Ges | 5 | | 3 | | | 2 | 10 | 24 | 1 | 3 | | 12 | 1 | 41 | 51 |
| ISATEC | Master | M | 6 | | 3 | | | | 9 | 6 | | | | 4 | | 10 | 19 |
| ISATEC | Master | W | 6 | | 3 | | | 1 | 10 | 10 | | | | 9 | | 19 | 29 |
| | | Ges | 12 | | 6 | | | 1 | 19 | 16 | | | | 13 | | 29 | 48 |
| Marine Biology | Master | M | 5 | | 1 | | | | 6 | 2 | | 1 | | 2 | | 5 | 11 |
| Marine Biology | Master | W | 18 | | 10 | | | | 28 | 6 | | 2 | | 4 | | 12 | 40 |
| | | Ges | 23 | | 11 | | | | 34 | 8 | | 3 | | 6 | | 17 | 51 |
| MARMIC | Master | M | 2 | | 2 | | | | 4 | 1 | | 1 | | 2 | | 4 | 8 |
| MARMIC | Master | W | 5 | | 5 | | 1 | | 11 | 5 | | | | 3 | | 8 | 19 |
| | | Ges | 7 | | 7 | | 1 | | 15 | 6 | | 1 | | 5 | | 12 | 27 |
| Neuroscience | Master | M | 13 | | 4 | | | | 17 | 2 | | | | 1 | | 3 | 20 |
| Neuroscience | Master | W | 17 | | 11 | | | | 28 | 1 | | | | 3 | | 4 | 32 |
| | | Ges | 30 | | 15 | | | | 45 | 3 | | | | 4 | | 7 | 52 |

Studienfälle im FB 02: 1276

4. Studienfälle nach Alter im WS 16/17

| Studiengang | Abschluß | G | Gesamt | | 1. FS | | 1. HS | |
|----------------|-----------------|------------|------------|--------------|------------|--------------|-----------|--------------|
| | | | Anzahl | Ø Alter | Anzahl | Ø Alter | Anzahl | Ø Alter |
| Biochemistry | Master | M | 18 | 26,53 | 4 | 26,99 | 3 | 28,06 |
| Biochemistry | Master | W | 24 | 24,13 | 5 | 23,40 | 1 | 22,10 |
| | | Ges | 42 | 25,16 | 9 | 25,00 | 4 | 26,57 |
| Biologie | Bachelor | VF M | 91 | 23,91 | 35 | 21,85 | 25 | 21,07 |
| Biologie | Bachelor | VF W | 224 | 23,39 | 77 | 22,01 | 62 | 21,49 |
| | | Ges | 315 | 23,54 | 112 | 21,96 | 87 | 21,37 |
| Biologie | BA FWmP | KF M | 10 | 29,10 | | | | |
| Biologie | BA FWmP | PF M | 9 | 25,09 | | | | |
| | | Ges | 19 | 27,20 | | | | |
| Biologie | BA FWmP | KF W | 4 | 23,35 | | | | |
| Biologie | BA FWmP | PF W | 14 | 24,92 | | | | |
| | | Ges | 18 | 24,57 | | | | |
| Biologie | BA LA Gy/Obers. | LF M | 64 | 25,56 | 14 | 25,29 | 7 | 21,85 |
| Biologie | BA LA Gy/Obers. | LF W | 130 | 24,70 | 36 | 22,23 | 22 | 20,92 |
| | | Ges | 194 | 24,98 | 50 | 23,09 | 29 | 21,14 |
| Biologie | M.Ed.Gym/Obers. | LF M | 25 | 26,39 | 9 | 25,72 | | |
| Biologie | M.Ed.Gym/Obers. | LF W | 50 | 26,25 | 16 | 25,64 | | |
| | | Ges | 75 | 26,30 | 25 | 25,67 | | |
| Chemie | Bachelor | VF M | 110 | 23,60 | 31 | 20,98 | 26 | 20,58 |
| Chemie | Bachelor | VF W | 54 | 23,30 | 24 | 20,78 | 17 | 20,21 |
| | | Ges | 164 | 23,50 | 55 | 20,89 | 43 | 20,44 |
| Chemie | BA FWmP | KF M | 4 | 28,79 | 1 | 20,17 | 1 | 20,17 |
| Chemie | BA FWmP | KF W | 8 | 28,50 | 3 | 31,58 | | |
| | | Ges | 12 | 28,60 | 4 | 28,72 | 1 | 20,17 |
| Chemie | BA FWmP | PF M | 14 | 25,73 | 4 | 22,10 | 3 | 20,50 |
| Chemie | BA FWmP | PF W | 7 | 22,81 | 4 | 21,77 | 3 | 20,10 |
| | | Ges | 21 | 24,76 | 8 | 21,94 | 6 | 20,30 |
| Chemie | BA LA Gy/Obers. | LF M | 52 | 24,90 | 15 | 24,80 | 9 | 22,98 |
| Chemie | BA LA Gy/Obers. | LF W | 48 | 24,22 | 19 | 21,55 | 16 | 20,39 |
| | | Ges | 100 | 24,58 | 34 | 22,98 | 25 | 21,32 |
| Chemie | M.Ed.Gym/Obers. | LF M | 14 | 25,64 | 5 | 26,36 | | |
| Chemie | M.Ed.Gym/Obers. | LF W | 15 | 26,25 | 5 | 26,31 | | |
| | | Ges | 29 | 25,95 | 10 | 26,34 | | |
| Chemie | M.Ed.berufl. | LF M | 1 | 38,39 | | | | |
| | | Ges | 1 | 38,39 | | | | |
| Chemie | Master | M | 39 | 24,90 | 13 | 23,63 | | |
| Chemie | Master | W | 18 | 25,36 | 5 | 23,18 | | |
| | | Ges | 57 | 25,05 | 18 | 23,51 | | |
| Ecology | Master | M | 21 | 29,79 | 6 | 28,13 | 3 | 25,61 |
| Ecology | Master | W | 30 | 27,44 | 13 | 27,88 | 9 | 26,84 |
| | | Ges | 51 | 28,41 | 19 | 27,96 | 12 | 26,53 |
| ISATEC | Master | M | 19 | 29,03 | 7 | 28,80 | 4 | 29,61 |
| ISATEC | Master | W | 29 | 26,74 | 12 | 25,65 | 9 | 25,77 |
| | | Ges | 48 | 27,65 | 19 | 26,81 | 13 | 26,95 |
| Marine Biology | Master | M | 11 | 25,73 | 4 | 24,95 | 2 | 26,86 |
| Marine Biology | Master | W | 40 | 24,90 | 16 | 23,77 | 4 | 23,40 |
| | | Ges | 51 | 25,08 | 20 | 24,01 | 6 | 24,55 |
| MARMIC | Master | M | 8 | 24,66 | 5 | 24,18 | 2 | 25,33 |
| MARMIC | Master | W | 19 | 24,07 | 9 | 23,58 | 4 | 21,97 |
| | | Ges | 27 | 24,24 | 14 | 23,79 | 6 | 23,09 |
| Neuroscience | Master | M | 20 | 27,48 | 5 | 24,50 | 1 | 30,10 |
| Neuroscience | Master | W | 32 | 24,59 | 14 | 23,27 | 3 | 23,85 |
| | | Ges | 52 | 25,70 | 19 | 23,60 | 4 | 25,41 |

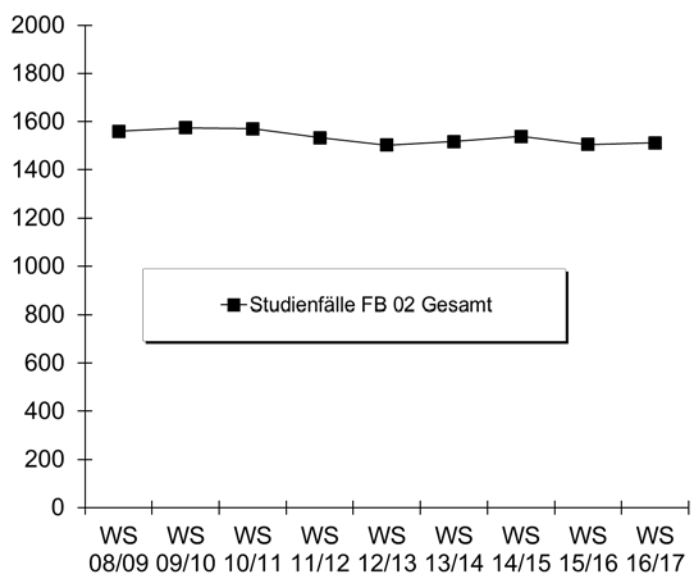
5. Studienfallentwicklung vom WS 08/09 – WS 16/17

a) Studienfälle insgesamt

| | | WS 08/09 | WS 09/10 | WS 10/11 | WS 11/12 | WS 12/13 | WS 13/14 | WS 14/15 | WS 15/16 | WS 16/17 |
|----------------------------------|------------|-------------|-------------|-------------|-------------|-------------|-------------|-------------|-------------|-------------|
| Studienfälle FB 02 Gesamt | Ges | 1560 | 1574 | 1570 | 1533 | 1502 | 1517 | 1539 | 1505 | 1512 |
| | M | 579 | 593 | 584 | 602 | 602 | 625 | 643 | 643 | 637 |
| | W | 981 | 981 | 986 | 931 | 900 | 892 | 896 | 862 | 875 |
| Biochemistry | | 24 | 31 | 44 | 41 | 44 | 40 | 45 | 44 | 42 |
| Master | Ges | 24 | 31 | 44 | 41 | 44 | 40 | 45 | 44 | 42 |
| | M | 8 | 9 | 13 | 14 | 19 | 20 | 25 | 19 | 18 |
| | W | 16 | 22 | 31 | 27 | 25 | 20 | 20 | 25 | 24 |
| Ecology | | 9 | 16 | 27 | 29 | 43 | 48 | 51 | 54 | 51 |
| Master | Ges | 9 | 16 | 27 | 29 | 43 | 48 | 51 | 54 | 51 |
| | M | 4 | 5 | 8 | 8 | 13 | 13 | 19 | 22 | 21 |
| | W | 5 | 11 | 19 | 21 | 30 | 35 | 32 | 32 | 30 |
| Biologie | | 979 | 977 | 889 | 862 | 827 | 812 | 826 | 806 | 797 |
| Bachelor | Ges | 413 | 467 | 520 | 548 | 570 | 553 | 560 | 541 | 547 |
| | M | 124 | 149 | 163 | 190 | 205 | 203 | 194 | 181 | 175 |
| | W | 289 | 318 | 357 | 358 | 365 | 350 | 366 | 360 | 372 |
| Master | Ges | | 37 | 45 | 51 | 74 | 93 | 103 | 115 | 110 |
| | M | | 4 | 7 | 9 | 21 | 31 | 35 | 40 | 42 |
| | W | | 33 | 38 | 42 | 53 | 62 | 68 | 75 | 68 |
| Promotion | Ges | 158 | 209 | 209 | 199 | 183 | 166 | 163 | 150 | 140 |
| | M | 46 | 70 | 66 | 60 | 58 | 56 | 60 | 55 | 55 |
| | W | 112 | 139 | 143 | 139 | 125 | 110 | 103 | 95 | 85 |
| Marine Biology | | 16 | 27 | 43 | 39 | 32 | 39 | 55 | 44 | 51 |
| Master | Ges | 16 | 27 | 43 | 39 | 32 | 39 | 55 | 44 | 51 |
| | M | 3 | 6 | 12 | 13 | 8 | 11 | 15 | 12 | 11 |
| | W | 13 | 21 | 31 | 26 | 24 | 28 | 40 | 32 | 40 |
| Chemie | | 461 | 428 | 454 | 438 | 429 | 443 | 442 | 428 | 444 |
| Bachelor | Ges | 203 | 197 | 265 | 260 | 316 | 319 | 307 | 281 | 297 |
| | M | 95 | 104 | 127 | 131 | 171 | 180 | 171 | 178 | 180 |
| | W | 108 | 93 | 138 | 129 | 145 | 139 | 136 | 103 | 117 |
| Master | Ges | | 22 | 30 | 38 | 58 | 71 | 94 | 104 | 96 |
| | M | | 6 | 7 | 19 | 31 | 33 | 51 | 58 | 58 |
| | W | | 16 | 23 | 19 | 27 | 38 | 43 | 46 | 38 |
| Promotion | Ges | 50 | 57 | 67 | 66 | 55 | 53 | 41 | 43 | 51 |
| | M | 28 | 32 | 35 | 39 | 32 | 32 | 23 | 25 | 30 |
| | W | 22 | 25 | 32 | 27 | 23 | 21 | 18 | 18 | 21 |
| ISATEC | | 35 | 38 | 37 | 42 | 42 | 52 | 54 | 53 | 48 |
| Master | Ges | 35 | 38 | 37 | 42 | 42 | 52 | 54 | 53 | 48 |
| | M | 18 | 20 | 15 | 11 | 12 | 17 | 24 | 23 | 19 |
| | W | 17 | 18 | 22 | 31 | 30 | 35 | 30 | 30 | 29 |
| MARMIC | | 24 | 31 | 37 | 33 | 30 | 37 | 23 | 24 | 27 |
| Master | Ges | 24 | 31 | 37 | 33 | 30 | 37 | 23 | 24 | 27 |
| | M | 8 | 9 | 14 | 15 | 12 | 14 | 8 | 7 | 8 |
| | W | 16 | 22 | 23 | 18 | 18 | 23 | 15 | 17 | 19 |

Fortsetzung: Studienfälle insgesamt

| | | WS 08/09 | WS 09/10 | WS 10/11 | WS 11/12 | WS 12/13 | WS 13/14 | WS 14/15 | WS 15/16 | WS 16/17 |
|---------------------|-----|-----------|-----------|-----------|-----------|-----------|-----------|-----------|-----------|-----------|
| Neuroscience | | 12 | 26 | 39 | 49 | 55 | 46 | 43 | 52 | 52 |
| Master | Ges | 12 | 26 | 39 | 49 | 55 | 46 | 43 | 52 | 52 |
| | M | 6 | 13 | 16 | 17 | 20 | 15 | 18 | 23 | 20 |
| | W | 6 | 13 | 23 | 32 | 35 | 31 | 25 | 29 | 32 |

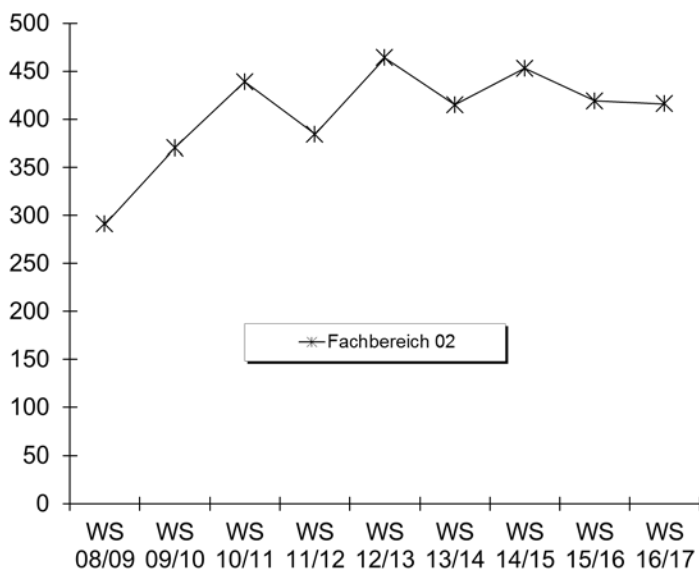


b) Studienfälle im 1. Fachsemester

| Studiengang | Abschluss | | WS 08/09 | WS 09/10 | WS 10/11 | WS 11/12 | WS 12/13 | WS 13/14 | WS 14/15 | WS 15/16 | WS 16/17 |
|--------------|-----------------|------------|-----------|-----------|-----------|-----------|-----------|-----------|-----------|-----------|------------|
| Biochemistry | Master | M | 4 | 5 | 4 | 4 | 11 | 5 | 10 | 1 | 4 |
| | | W | 10 | 10 | 10 | 9 | 7 | 4 | 9 | 10 | 5 |
| | | Ges | 14 | 15 | 14 | 13 | 18 | 9 | 19 | 11 | 9 |
| Biologie | Bachelor VF | M | 26 | 31 | 31 | 31 | 27 | 33 | 26 | 20 | 35 |
| | | W | 63 | 50 | 48 | 55 | 58 | 45 | 59 | 68 | 77 |
| | | Ges | 89 | 81 | 79 | 86 | 85 | 78 | 85 | 88 | 112 |
| Biologie | BA FWmP KF | M | | | | 2 | 6 | 8 | 6 | | |
| | | W | | | | 7 | 6 | 10 | 9 | | |
| | | Ges | | | | 9 | 12 | 18 | 15 | | |
| Biologie | BA FWmP PF | M | | | | 8 | 7 | 2 | 4 | | |
| | | W | | | | 6 | 11 | 12 | 11 | | |
| | | Ges | | | | 14 | 18 | 14 | 15 | | |
| Biologie | BA LA Gym/OS LF | M | | | | 17 | 18 | 16 | 14 | 23 | 14 |
| | | W | | | | 37 | 36 | 33 | 40 | 26 | 36 |
| | | Ges | | | | 54 | 54 | 49 | 54 | 49 | 50 |
| Biologie | M.Ed.Gym/OS LF | M | | | | | | | 7 | 10 | 9 |
| | | W | | | | | | | 13 | 23 | 16 |
| | | Ges | | | | | | | 20 | 33 | 25 |
| Chemie | Bachelor VF | M | 13 | 23 | 26 | 33 | 44 | 31 | 31 | 37 | 31 |
| | | W | 19 | 16 | 32 | 15 | 21 | 24 | 14 | 14 | 24 |
| | | Ges | 32 | 39 | 58 | 48 | 65 | 55 | 45 | 51 | 55 |
| Chemie | BA FWmP KF | M | | | | 1 | 1 | 2 | 2 | 1 | 1 |
| | | W | | | | 3 | 7 | 4 | 8 | 6 | 3 |
| | | Ges | | | | 4 | 8 | 6 | 10 | 7 | 4 |

Fortsetzung: Studienfälle im 1. Fachsemester

| Studiengang | Abschluss | | WS 08/09 | WS 09/10 | WS 10/11 | WS 11/12 | WS 12/13 | WS 13/14 | WS 14/15 | WS 15/16 | WS 16/17 |
|----------------|-----------------|------------|------------|------------|------------|------------|------------|------------|------------|------------|------------|
| Chemie | BA FWmP PF | M | | | | 1 | 7 | 6 | 3 | 5 | 4 |
| | | W | | | | 2 | 3 | 3 | 5 | 3 | 4 |
| | | Ges | | | | 3 | 10 | 9 | 8 | 8 | 8 |
| Chemie | BA LA Gym/OS LF | M | | | | 13 | 14 | 7 | 16 | 18 | 15 |
| | | W | | | | 10 | 12 | 16 | 15 | 15 | 19 |
| | | Ges | | | | 23 | 26 | 23 | 31 | 33 | 34 |
| Chemie | Master | M | | | | 11 | 18 | 4 | 14 | 14 | 13 |
| | | W | | | | 9 | 8 | 5 | 7 | 10 | 5 |
| | | Ges | | | | 20 | 26 | 9 | 21 | 24 | 18 |
| Chemie | M.Ed.Gym/OS LF | M | | | | | | | 5 | 5 | 5 |
| | | W | | | | | | | 4 | 6 | 5 |
| | | Ges | | | | | | | 9 | 11 | 10 |
| Chemie | M.Ed.Ber. LF | M | | | | | | | 1 | | |
| | | W | | | | | | | 1 | | |
| | | Ges | | | | | | | 2 | | |
| Ecology | Master | M | 4 | 4 | 4 | 3 | 8 | 5 | 7 | 6 | 6 |
| | | W | 5 | 7 | 8 | 10 | 14 | 14 | 5 | 12 | 13 |
| | | Ges | 9 | 11 | 12 | 13 | 22 | 19 | 12 | 18 | 19 |
| ISATEC | Master | M | 7 | 12 | 4 | 5 | 6 | 10 | 12 | 8 | 7 |
| | | W | 7 | 8 | 12 | 15 | 13 | 11 | 12 | 12 | 12 |
| | | Ges | 14 | 20 | 16 | 20 | 19 | 21 | 24 | 20 | 19 |
| Marine Biology | Master | M | 1 | 4 | 5 | 6 | 5 | 7 | 5 | 3 | 4 |
| | | W | 8 | 12 | 16 | 12 | 12 | 16 | 19 | 15 | 16 |
| | | Ges | 9 | 16 | 21 | 18 | 17 | 23 | 24 | 18 | 20 |
| MARMIC | Master | M | 2 | 4 | 6 | 4 | 5 | 4 | 4 | 3 | 5 |
| | | W | 7 | 11 | 5 | 7 | 8 | 8 | 7 | 10 | 9 |
| | | Ges | 9 | 15 | 11 | 11 | 13 | 12 | 11 | 13 | 14 |
| Neuroscience | Master | M | 6 | 6 | 8 | 5 | 6 | 5 | 8 | 9 | 5 |
| | | W | 6 | 7 | 15 | 13 | 13 | 10 | 10 | 11 | 14 |
| | | Ges | 12 | 13 | 23 | 18 | 19 | 15 | 18 | 20 | 19 |
| Fachbereich 02 | | M | 105 | 140 | 148 | 150 | 199 | 161 | 183 | 167 | 158 |
| | | W | 186 | 230 | 291 | 234 | 265 | 254 | 270 | 252 | 258 |
| | | Ges | 291 | 370 | 439 | 384 | 464 | 415 | 453 | 419 | 416 |



6. Studienfallkohorten bis zum WS 14/15

| Biochemistry Master | Fachsemester | | | | | | | | |
|------------------------|-----------------------------|------|-----|-----|------|-----|-----|------|------|
| | Abbruch oder Wechsel in RSZ | | | | >RSZ | | | | |
| | 1 | 2 | 3 | 4 | 5 | 6 | 7 | 8 | 9 |
| Kohorte 08/09 | 14 | 14 | 14 | 14 | 14 | 7 | 1 | 1 | |
| Schwund in % | | | | | | 50% | 93% | 93% | 100% |
| Kohorte 09/10 | 15 | 15 | 15 | 15 | 13 | 7 | 1 | 1 | |
| Schwund in % | | | | | 13% | 53% | 93% | 93% | 100% |
| Kohorte 10/11 | 14 | 14 | 13 | 13 | 12 | 5 | 1 | | |
| Schwund in % | | | 7% | 7% | 14% | 64% | 93% | 100% | 100% |
| Kohorte 11/12 | 13 | 13 | 13 | 13 | 12 | 4 | 1 | 1 | 1 |
| Schwund in % | | | | | 8% | 69% | 92% | 92% | 92% |
| Kohorte 12/13 | 18 | 19 | 16 | 15 | 13 | 6 | 3 | 1 | |
| Schwund in % | | -6% | 11% | 17% | 28% | 67% | 83% | 94% | 100% |
| Kohorte 13/14 | 9 | 10 | 9 | 9 | 9 | 5 | 2 | | |
| Schwund in % | | -11% | | | | 44% | 78% | | |
| Kohorte 14/15 | 19 | 19 | 19 | 19 | 19 | | | | |
| Schwund in % | | | | | | | | | |

| Biologie VF Bachelor | Fachsemester | | | | | | | | | | |
|-------------------------|-----------------------------|------|-----|-----|-----|-----|-------------------|-----|-----|-----|------|
| | Abbruch oder Wechsel in RSZ | | | | | | >RSZ/Abgang enth. | | | | |
| | 1 | 2 | 3 | 4 | 5 | 6 | 7 | 8 | 9 | 10 | 11 |
| Kohorte 05/06 | 72 | 65 | 52 | 49 | 46 | 44 | 16 | 11 | 7 | 5 | |
| Schwund in % | | 10% | 28% | 32% | 36% | 39% | 78% | 85% | 90% | 93% | 100% |
| Kohorte 06/07 | 71 | 69 | 52 | 50 | 43 | 42 | 18 | 15 | 7 | 5 | 1 |
| Schwund in % | | 3% | 27% | 30% | 39% | 41% | 75% | 79% | 90% | 93% | 99% |
| Kohorte 07/08 | 84 | 86 | 70 | 66 | 61 | 59 | 26 | 22 | 9 | 8 | 4 |
| Schwund in % | | -2% | 17% | 21% | 27% | 30% | 69% | 74% | 89% | 90% | 95% |
| Kohorte 08/09 | 89 | 86 | 75 | 75 | 67 | 64 | 36 | 31 | 10 | 8 | 7 |
| Schwund in % | | 3% | 16% | 16% | 25% | 28% | 60% | 65% | 89% | 91% | 92% |
| Kohorte 09/10 | 81 | 90 | 78 | 74 | 68 | 67 | 39 | 34 | 16 | 12 | 9 |
| Schwund in % | | -11% | 4% | 9% | 16% | 17% | 52% | 58% | 80% | 85% | 89% |
| Kohorte 10/11 | 79 | 77 | 58 | 61 | 59 | 55 | 24 | 22 | 10 | 8 | 3 |
| Schwund in % | | 3% | 27% | 23% | 25% | 30% | 70% | 72% | 87% | 90% | 96% |
| Kohorte 11/12 | 86 | 87 | 74 | 73 | 66 | 63 | 29 | 27 | 9 | 7 | 2 |
| Schwund in % | | -1% | 14% | 15% | 23% | 27% | 66% | 69% | 90% | 92% | 98% |
| Kohorte 12/13 | 85 | 75 | 61 | 60 | 57 | 58 | 39 | 34 | 12 | | |
| Schwund in % | | 12% | 28% | 29% | 33% | 32% | 54% | 60% | 86% | | |
| Kohorte 13/14 | 78 | 76 | 68 | 72 | 67 | 66 | 34 | | | | |
| Schwund in % | | 3% | 13% | 8% | 14% | 15% | 56% | | | | |
| Kohorte 14/15 | 85 | 89 | 74 | 69 | 63 | | | | | | |
| Schwund in % | | -5% | 13% | 19% | 26% | | | | | | |

| Biologie BA FWmP KF | Fachsemester | | | | | | | | |
|------------------------|-----------------------------|-----|-----|-----|-----|-----|------|-----|-----|
| | Abbruch oder Wechsel in RSZ | | | | | | >RSZ | | |
| | 1 | 2 | 3 | 4 | 5 | 6 | 7 | 8 | 9 |
| Kohorte 11/12 | 9 | 9 | 7 | 8 | 5 | 5 | 3 | 2 | 1 |
| Schwund in % | | | 22% | 11% | 44% | 44% | 67% | 78% | 89% |
| Kohorte 12/13 | 12 | 11 | 6 | 6 | 6 | 6 | 4 | 4 | 4 |
| Schwund in % | | 8% | 50% | 50% | 50% | 50% | 67% | 67% | 67% |
| Kohorte 13/14 | 18 | 15 | 8 | 6 | 3 | 2 | | | |
| Schwund in % | | 17% | 56% | 67% | 83% | 89% | 100% | | |
| Kohorte 14/15 | 15 | 12 | 9 | 9 | 8 | | | | |
| Schwund in % | | 20% | 40% | 40% | 47% | | | | |

| Biologie BA FWmP PF | Fachsemester | | | | | | | | |
|------------------------|-----------------------------|-----|-----|-----|-----|-----|------|-----|-----|
| | Abbruch oder Wechsel in RSZ | | | | | | >RSZ | | |
| | 1 | 2 | 3 | 4 | 5 | 6 | 7 | 8 | 9 |
| Kohorte 11/12 | 14 | 13 | 8 | 8 | 6 | 6 | 2 | 2 | 2 |
| Schwund in % | | 7% | 43% | 43% | 57% | 57% | 86% | 86% | 86% |
| Kohorte 12/13 | 18 | 17 | 11 | 10 | 8 | 7 | 7 | 5 | 1 |
| Schwund in % | | 6% | 39% | 44% | 56% | 61% | 61% | 58% | 92% |
| Kohorte 13/14 | 14 | 13 | 13 | 12 | 12 | 12 | 10 | | |
| Schwund in % | | 7% | 7% | 14% | 14% | 33% | 44% | | |
| Kohorte 14/15 | 15 | 9 | 8 | 6 | 6 | | | | |
| Schwund in % | | 40% | 47% | 60% | 60% | | | | |

Fortsetzung: Studienfallkohorten

Fortsetzung: Studienfallkohorten

| Biologie BA LA | Fachsemester | | | | | | | | |
|-------------------|-----------------------------|-----|-----|-----|-----|-----|------|-----|-----|
| | Abbruch oder Wechsel in RSZ | | | | | | >RSZ | | |
| | 1 | 2 | 3 | 4 | 5 | 6 | 7 | 8 | 9 |
| Kohorte 11/12 | 54 | 54 | 46 | 43 | 41 | 40 | 21 | 19 | 8 |
| Schwund in % | | | 15% | 20% | 24% | 26% | 61% | 65% | 85% |
| Kohorte 12/13 | 54 | 55 | 47 | 44 | 39 | 38 | 16 | 12 | 6 |
| Schwund in % | | -2% | 13% | 19% | 28% | 30% | 70% | 78% | 89% |
| Kohorte 13/14 | 49 | 52 | 48 | 45 | 43 | 40 | 30 | | |
| Schwund in % | | -6% | 2% | 8% | 12% | 18% | 39% | | |
| Kohorte 14/15 | 54 | 55 | 56 | 53 | 47 | | | | |
| Schwund in % | | -2% | -4% | 2% | 13% | | | | |

| Biologie M.Ed. Gym. 1.F. | Fachsemester | | | | | | |
|-----------------------------|--------------|------|------|------|------|------|------|
| | <= RSZ | | | | >RSZ | | |
| | 1 | 2 | 3 | 4 | 5 | 6 | 7 |
| Kohorte 09/10 | 16 | 16 | 13 | 13 | 1 | | |
| Schwund in % | | | 19% | 19% | 94% | 100% | 100% |
| Kohorte 10/11 | 8 | 10 | 9 | 9 | 3 | 3 | 2 |
| Schwund in % | | -25% | -13% | -13% | 63% | 63% | 75% |
| Kohorte 11/12 | 14 | 14 | 14 | 14 | 7 | 4 | 2 |
| Schwund in % | | | | | 50% | 71% | 86% |
| Kohorte 12/13 | 25 | 24 | 22 | 21 | 11 | 5 | 2 |
| Schwund in % | | 4% | 12% | 16% | 56% | 80% | 92% |
| Kohorte 13/14 | 23 | 21 | 21 | 20 | 10 | 8 | 6 |
| Schwund in % | | 9% | 9% | 13% | 57% | 65% | 74% |
| Kohorte 14/15 | 16 | 18 | 13 | 12 | 5 | | |
| Schwund in % | | -13% | 19% | 25% | 69% | | |

| Biologie M.Ed. Gym. 2.F. | Fachsemester | | | | | | |
|-----------------------------|--------------|------|------|------|------|------|------|
| | <= RSZ | | | | >RSZ | | |
| | 1 | 2 | 3 | 4 | 5 | 6 | 7 |
| Kohorte 09/10 | 6 | 6 | 6 | 6 | 2 | | |
| Schwund in % | | | | | 67% | 100% | 100% |
| Kohorte 10/11 | 10 | 10 | 9 | 10 | 3 | 1 | 1 |
| Schwund in % | | | 10% | | 70% | 90% | 90% |
| Kohorte 11/12 | 7 | 3 | 4 | 5 | 3 | 1 | 1 |
| Schwund in % | | 57% | 43% | 29% | 57% | 86% | 86% |
| Kohorte 12/13 | 10 | 12 | 10 | 9 | 3 | 2 | 2 |
| Schwund in % | | -20% | | 10% | 70% | 80% | 80% |
| Kohorte 13/14 | 13 | 13 | 13 | 14 | 7 | 3 | 3 |
| Schwund in % | | | | -8% | 46% | 87% | 87% |
| Kohorte 14/15 | 5 | 7 | 6 | 6 | 3 | | |
| Schwund in % | | -40% | -20% | -20% | 40% | | |

| Biologie M.Ed. Sek | Fachsemester | | | | |
|-----------------------|--------------|-----|------|------|------|
| | <= RSZ | | >RSZ | | |
| | 1 | 2 | 3 | 4 | 5 |
| Kohorte 08/09 | 2 | 2 | 1 | 1 | |
| Schwund in % | | | 50% | 50% | 100% |
| Kohorte 09/10 | 5 | 4 | | | |
| Schwund in % | | 20% | 100% | 100% | 100% |
| Kohorte 10/11 | 3 | 3 | 1 | 1 | 1 |
| Schwund in % | | | 67% | 67% | 67% |
| Kohorte 11/12 | 4 | 4 | 2 | 2 | 1 |
| Schwund in % | | | 50% | 50% | 75% |
| Kohorte 12/13 | 7 | 7 | 3 | 2 | 1 |
| Schwund in % | | | 57% | 71% | 86% |
| Kohorte 13/14 | 2 | 2 | 1 | 1 | |
| Schwund in % | | | 50% | 50% | 100% |
| Kohorte 14/15 | 2 | 2 | 1 | 1 | |
| Schwund in % | | | 50% | 50% | 100% |

| Chemie VF Bachelor | Fachsemester | | | | | | | | | | |
|-----------------------|-----------------------------|-----|-----|-----|-----|-----|-------------------|-----|-----|-----|------|
| | Abbruch oder Wechsel in RSZ | | | | | | >RSZ/Abgang enth. | | | | |
| | 1 | 2 | 3 | 4 | 5 | 6 | 7 | 8 | 9 | 10 | 11 |
| Kohorte 08/09 | 32 | 26 | 19 | 19 | 21 | 20 | 7 | 6 | 3 | 3 | 2 |
| Schwund in % | | 19% | 41% | 41% | 34% | 38% | 78% | 81% | 91% | 91% | 94% |
| Kohorte 09/10 | 39 | 40 | 35 | 31 | 26 | 28 | 6 | 6 | 2 | 2 | |
| Schwund in % | | -3% | 10% | 21% | 33% | 28% | 85% | 85% | 95% | 95% | 100% |
| Kohorte 10/11 | 58 | 58 | 42 | 42 | 46 | 42 | 18 | 15 | 7 | 6 | 3 |
| Schwund in % | | | 28% | 28% | 21% | 28% | 69% | 74% | 88% | 90% | 95% |
| Kohorte 11/12 | 48 | 49 | 46 | 45 | 42 | 37 | 16 | 14 | 4 | 2 | 1 |
| Schwund in % | | -2% | 4% | 6% | 13% | 23% | 67% | 71% | 92% | 96% | 98% |
| Kohorte 12/13 | 65 | 58 | 49 | 50 | 43 | 43 | 22 | 21 | 8 | | |
| Schwund in % | | 11% | 25% | 23% | 34% | 34% | 66% | 68% | 88% | | |
| Kohorte 13/14 | 55 | 47 | 40 | 37 | 35 | 33 | 21 | | | | |
| Schwund in % | | 15% | 27% | 33% | 36% | 40% | 62% | | | | |
| Kohorte 14/15 | 45 | 44 | 33 | 34 | 28 | | | | | | |
| Schwund in % | | 2% | 27% | 24% | 38% | | | | | | |

Fortsetzung: Studienfallkohorten

| Chemie BA FWmP KF | Fachsemester | | | | | | | | |
|----------------------|-----------------------------|-----|-----|-----|-----|-----|------|------|------|
| | Abbruch oder Wechsel in RSZ | | | | | | >RSZ | | |
| | 1 | 2 | 3 | 4 | 5 | 6 | 7 | 8 | 9 |
| Kohorte 11/12 | 4 | 3 | 2 | 3 | 2 | 2 | 100% | 100% | 100% |
| Schwund in % | | 25% | 50% | 25% | 50% | 50% | | | |
| Kohorte 12/13 | 8 | 6 | 5 | 5 | 4 | 3 | 3 | 1 | |
| Schwund in % | | 25% | 38% | 38% | 50% | 63% | 63% | 88% | 100% |
| Kohorte 13/14 | 6 | 5 | 5 | 3 | 3 | 3 | 1 | | |
| Schwund in % | | 17% | 17% | 50% | 50% | 50% | 83% | | |
| Kohorte 14/15 | 10 | 4 | 2 | 2 | 2 | | | | |
| Schwund in % | | 60% | 80% | 80% | 80% | | | | |

| Chemie BA FWmP PF | Fachsemester | | | | | | | | |
|----------------------|-----------------------------|------|-----|-----|-----|-----|------|------|------|
| | Abbruch oder Wechsel in RSZ | | | | | | >RSZ | | |
| | 1 | 2 | 3 | 4 | 5 | 6 | 7 | 8 | 9 |
| Kohorte 11/12 | 3 | 3 | 3 | 3 | 2 | 2 | 1 | | |
| Schwund in % | | | | | 33% | 33% | 67% | 100% | 100% |
| Kohorte 12/13 | 10 | 11 | 7 | 7 | 7 | 7 | 4 | 5 | 5 |
| Schwund in % | | -10% | 30% | 30% | 30% | 30% | 60% | 38% | 38% |
| Kohorte 13/14 | 9 | 7 | 7 | 6 | 4 | 3 | 1 | | |
| Schwund in % | | 22% | 22% | 33% | 56% | 50% | 83% | | |
| Kohorte 14/15 | 8 | 6 | 5 | 5 | 5 | | | | |
| Schwund in % | | 25% | 38% | 38% | 38% | | | | |

| Chemie BA LA | Fachsemester | | | | | | | | |
|-----------------|-----------------------------|-----|-----|-----|-----|-----|------|-----|-----|
| | Abbruch oder Wechsel in RSZ | | | | | | >RSZ | | |
| | 1 | 2 | 3 | 4 | 5 | 6 | 7 | 8 | 9 |
| Kohorte 11/12 | 23 | 24 | 24 | 24 | 21 | 21 | 10 | 7 | 3 |
| Schwund in % | | -4% | -4% | -4% | 9% | 9% | 57% | 70% | 87% |
| Kohorte 12/13 | 26 | 26 | 23 | 23 | 22 | 21 | 11 | 9 | 6 |
| Schwund in % | | | 12% | 12% | 15% | 19% | 58% | 65% | 77% |
| Kohorte 13/14 | 23 | 22 | 18 | 17 | 15 | 13 | 11 | | |
| Schwund in % | | 4% | 22% | 26% | 35% | 43% | 52% | | |
| Kohorte 14/15 | 31 | 25 | 20 | 20 | 18 | | | | |
| Schwund in % | | 19% | 35% | 35% | 42% | | | | |

| Chemie Master | Fachsemester | | | | | | |
|------------------|--------------|-----|-----|------|------|-----|-----|
| | <= RSZ | | | | >RSZ | | |
| | 1 | 2 | 3 | 4 | 5 | 6 | 7 |
| Kohorte 11/12 | 20 | 12 | 12 | 10 | 4 | 3 | 2 |
| Schwund in % | | 40% | 40% | 50% | 80% | 85% | 90% |
| Kohorte 12/13 | 26 | 26 | 26 | 26 | 24 | 18 | 8 |
| Schwund in % | | | | | 8% | 31% | 69% |
| Kohorte 13/14 | 9 | 9 | 9 | 10 | 10 | 4 | 3 |
| Schwund in % | | | | -11% | -11% | 56% | 67% |
| Kohorte 14/15 | 21 | 21 | 21 | 21 | 14 | | |
| Schwund in % | | | | | 33% | | |

| Chemie M.Ed. Gym. 1.F. | Fachsemester | | | | | | |
|---------------------------|--------------|---|---|-------|------|------|------|
| | <= RSZ | | | | >RSZ | | |
| | 1 | 2 | 3 | 4 | 5 | 6 | 7 |
| Kohorte 09/10 | 2 | 2 | 2 | 2 | 1 | 1 | 1 |
| Schwund in % | | | | | 50% | 50% | 50% |
| Kohorte 10/11 | 4 | 4 | 4 | 4 | 100% | 100% | 100% |
| Schwund in % | | | | | | | |
| Kohorte 12/13 | 1 | 1 | 1 | 2 | 100% | 100% | 100% |
| Schwund in % | | | | -100% | 100% | 100% | 100% |
| Kohorte 13/14 | 4 | 4 | 4 | 5 | 1 | | |
| Schwund in % | | | | -25% | 75% | | |

| Chemie M.Ed. Gym. 2.F. | Fachsemester | | | | | | |
|---------------------------|--------------|------|-----|-----|------|------|------|
| | <= RSZ | | | | >RSZ | | |
| | 1 | 2 | 3 | 4 | 5 | 6 | 7 |
| Kohorte 10/11 | 8 | 9 | 8 | 8 | 3 | 3 | 1 |
| Schwund in % | | -13% | | | 63% | 63% | 88% |
| Kohorte 11/12 | 3 | 3 | 3 | 3 | 2 | | |
| Schwund in % | | | | | 33% | 100% | 100% |
| Kohorte 12/13 | 7 | 7 | 6 | 5 | 1 | | |
| Schwund in % | | | 14% | 29% | 86% | 100% | 100% |
| Kohorte 13/14 | 11 | 9 | 9 | 9 | 1 | 1 | 1 |
| Schwund in % | | 18% | 18% | 18% | 91% | 75% | 75% |
| Kohorte 14/15 | 7 | 6 | 3 | 4 | 2 | | |
| Schwund in % | | 14% | 57% | 43% | 71% | | |

| Ecology Master | Fachsemester | | | | | | |
|-------------------|--------------|-----|-----|-----|------|-----|-----|
| | <= RSZ | | | | >RSZ | | |
| | 1 | 2 | 3 | 4 | 5 | 6 | 7 |
| Kohorte 11/12 | 13 | 10 | 10 | 11 | 8 | 3 | 1 |
| Schwund in % | | 23% | 23% | 15% | 38% | 77% | 92% |
| Kohorte 12/13 | 22 | 20 | 20 | 21 | 18 | 8 | 5 |
| Schwund in % | | 9% | 9% | 5% | 18% | 64% | 77% |
| Kohorte 13/14 | 19 | 19 | 19 | 19 | 15 | 7 | 3 |
| Schwund in % | | | | | 21% | 63% | 84% |
| Kohorte 14/15 | 11 | 11 | 11 | 11 | 10 | | |
| Schwund in % | | | | | 9% | | |

Fortsetzung: Studienfallkohorten

| | | Fachsemester | | | | | | | | |
|------------------|--------------------------------|--------------|-----|-----|---------------------------------|-----|------|------|------|--|
| ISATEC Master | Abbruch oder Wechsel in RSZ | | | | > RSZ/Abgang wg. Abschluß enth. | | | | | |
| | 1 | 2 | 3 | 4 | 5 | 6 | 7 | 8 | 9 | |
| Kohorte 10/11 | 16 | 16 | 15 | 15 | 1 | 1 | 1 | | | |
| Schwund in % | | | 6% | 6% | 94% | 94% | 94% | 100% | 100% | |
| Kohorte 11/12 | 20 | 20 | 18 | 18 | 9 | 5 | 1 | 1 | 1 | |
| Schwund in % | | | 10% | 10% | 55% | 75% | 95% | 95% | 95% | |
| Kohorte 12/13 | 19 | 18 | 17 | 17 | 7 | 3 | | | | |
| Schwund in % | | 5% | 11% | 11% | 63% | 84% | 100% | 100% | 100% | |
| Kohorte 13/14 | 21 | 21 | 21 | 21 | 7 | 2 | | | | |
| Schwund in % | | | | | 67% | 90% | 100% | | | |
| Kohorte 14/15 | 24 | 23 | 24 | 23 | 9 | | | | | |
| Schwund in % | | 4% | | 4% | 63% | | | | | |

| | | Fachsemester | | | | | | |
|--------------------------|--------|--------------|-----|-----|------|------|------|--|
| Marine Biology Master | <= RSZ | | | | >RSZ | | | |
| | 1 | 2 | 3 | 4 | 5 | 6 | 7 | |
| Kohorte 10/11 | 21 | 22 | 10 | 9 | 4 | | | |
| Schwund in % | | -5% | 52% | 57% | 81% | 100% | 100% | |
| Kohorte 11/12 | 18 | 19 | 8 | 9 | 6 | 2 | 1 | |
| Schwund in % | | -6% | 56% | 50% | 67% | 89% | 94% | |
| Kohorte 12/13 | 17 | 17 | 8 | 10 | 7 | 1 | | |
| Schwund in % | | | 53% | 41% | 59% | 94% | 100% | |
| Kohorte 13/14 | 23 | 22 | 21 | 20 | 7 | 4 | 1 | |
| Schwund in % | | 4% | 9% | 13% | 70% | 83% | 96% | |
| Kohorte 14/15 | 24 | 21 | 19 | 18 | 12 | | | |
| Schwund in % | | 13% | 21% | 25% | 50% | | | |

| | | Fachsemester | | | | | | | | |
|------------------|------------------------|--------------|----|---------------------------------|------|------|------|------|------|--|
| Marmic Master | Abbr/Wechsel in RSZ | | | > RSZ/Abgang wg. Abschluß enth. | | | | | | |
| | 1 | 2 | 3 | 4 | 5 | 6 | 7 | 8 | 9 | |
| Kohorte 10/11 | 11 | 11 | 11 | 8 | 3 | 3 | 2 | 2 | | |
| Schwund in % | | | | 27% | 73% | 73% | 82% | 82% | 100% | |
| Kohorte 11/12 | 11 | 11 | 11 | 9 | 8 | 3 | | | | |
| Schwund in % | | | | 18% | 27% | 73% | 100% | 100% | 100% | |
| Kohorte 12/13 | 13 | 13 | 13 | 11 | | | | | | |
| Schwund in % | | | | 15% | 100% | 100% | 100% | 100% | 100% | |
| Kohorte 13/14 | 12 | 12 | 12 | 4 | | | | | | |
| Schwund in % | | | | 67% | 100% | 100% | 100% | | | |
| Kohorte 14/15 | 11 | 11 | 11 | | | | | | | |
| Schwund in % | | | | 100% | 100% | | | | | |

| | | Fachsemester | | | | | | | | |
|------------------------|--------------------------------|--------------|-----|-----|---------------------------------|------|------|------|------|--|
| Neuroscience Master | Abbruch oder Wechsel in RSZ | | | | > RSZ/Abgang wg. Abschluß enth. | | | | | |
| | 1 | 2 | 3 | 4 | 5 | 6 | 7 | 8 | 9 | |
| Kohorte 10/11 | 23 | 22 | 21 | 17 | 14 | 4 | 2 | 1 | | |
| Schwund in % | | 4% | 9% | 26% | 39% | 83% | 91% | 96% | 100% | |
| Kohorte 11/12 | 18 | 18 | 18 | 17 | 10 | 6 | 1 | | | |
| Schwund in % | | | | 6% | 44% | 67% | 94% | 100% | 100% | |
| Kohorte 12/13 | 19 | 18 | 16 | 15 | 6 | 5 | 1 | | | |
| Schwund in % | | 5% | 16% | 21% | 68% | 74% | 95% | 100% | 100% | |
| Kohorte 13/14 | 15 | 15 | 15 | 14 | 9 | | | | | |
| Schwund in % | | | | 7% | 40% | 100% | 100% | | | |
| Kohorte 14/15 | 18 | 18 | 18 | 18 | 12 | | | | | |
| Schwund in % | | | | | 33% | | | | | |

7. Abschlussprüfungen im Prüfungsjahr 2016 (01.10.2015-30.09.2016)

| Fach | Abschluss | WS 15/16 | | | SoSe 16 | | | Prüfungsjahr 2016 | | |
|------------------|-----------------------|-----------|-----------|------------|-----------|------------|------------|-------------------|------------|------------|
| | | M | W | Ges | M | W | Ges | M | W | Ges |
| Biochemistry | Master | 3 | 1 | 4 | 2 | 4 | 6 | 5 | 5 | 10 |
| Biologie | Bachelor VF | 6 | 10 | 16 | 16 | 32 | 48 | 22 | 42 | 64 |
| Biologie | BA FWmP PF | | | | 1 | 5 | 6 | 1 | 5 | 6 |
| Biologie | BA FWmP KF | 1 | | 1 | 2 | 1 | 3 | 3 | 1 | 4 |
| Biologie | BA LA Gym/OS 1.F. | 3 | 9 | 12 | 5 | 12 | 17 | 8 | 21 | 29 |
| Biologie | BA LA Gym/OS 2.F. | 5 | 3 | 8 | 1 | 1 | 2 | 6 | 4 | 10 |
| Biologie | Diplom | 1 | | 1 | | 1 | 1 | 1 | 1 | 2 |
| Biologie | 2 Fach B.A. FBW | | | | | 1 | 1 | | 1 | 1 |
| Biologie | 1 Fach Master Ed. Alt | 2 | 3 | 5 | 3 | 3 | 6 | 5 | 6 | 11 |
| Biologie | 2 Fach Master Ed. Alt | 1 | 7 | 8 | 1 | 5 | 6 | 2 | 12 | 14 |
| Biologie | M.Ed.Gy/OS 1.LF | | 1 | 1 | 1 | 8 | 9 | 1 | 9 | 10 |
| Biologie | M.Ed.Gy/OS 2.LF | | | | 1 | 2 | 3 | 1 | 2 | 3 |
| Chemie | Bachelor VF | 8 | 1 | 9 | 8 | 7 | 15 | 16 | 8 | 24 |
| Chemie | BA FWmP PF | | | | 1 | 1 | 2 | 1 | 1 | 2 |
| Chemie | BA FWmP KF | | | | | 4 | 4 | | 4 | 4 |
| Chemie | BA LA Gym/OS 1.F. | 4 | 1 | 5 | 4 | 1 | 5 | 8 | 2 | 10 |
| Chemie | BA LA Gym/OS 2.F. | 2 | | 2 | 3 | 5 | 8 | 5 | 5 | 10 |
| Chemie | 1 Fach Master Ed. Alt | 1 | 1 | 2 | 1 | | 1 | 2 | 1 | 3 |
| Chemie | 2 Fach Master Ed. Alt | | | | 1 | 1 | 2 | 1 | 1 | 2 |
| Chemie | M.Ed.Grund 1.UF | | | | | 6 | 6 | | 6 | 6 |
| Chemie | M.Ed.Grund 2.UF | | | | | 2 | 2 | | 2 | 2 |
| Chemie | M.Ed.Grund EF | | | | | 15 | 15 | | 15 | 15 |
| Chemie | M.Ed.Gy/OS 1.LF | | | | 2 | | 2 | 2 | | 2 |
| Chemie | M.Ed.Gy/OS 2.LF | | | | 2 | 4 | 6 | 2 | 4 | 6 |
| Chemie | MEd.InkIPä 2.UF | | | | | 7 | 7 | | 7 | 7 |
| Chemie | Master | 4 | 6 | 10 | 5 | 2 | 7 | 9 | 8 | 17 |
| Ecology | Master | 4 | 11 | 15 | 2 | 4 | 6 | 6 | 15 | 21 |
| ISATEC | Master | | | | 8 | 6 | 14 | 8 | 6 | 14 |
| Marine Biology | Master | 3 | 6 | 9 | 3 | 2 | 5 | 6 | 8 | 14 |
| MARMIC | Master | 4 | 7 | 11 | | | | 4 | 7 | 11 |
| Neurosciences | Master | 4 | 8 | 12 | 1 | 3 | 4 | 5 | 11 | 16 |
| FB Gesamt | | 56 | 75 | 131 | 74 | 145 | 219 | 130 | 220 | 350 |

8. Absolventen: Studiendauer und Alter im Prüfungsjahr 2016

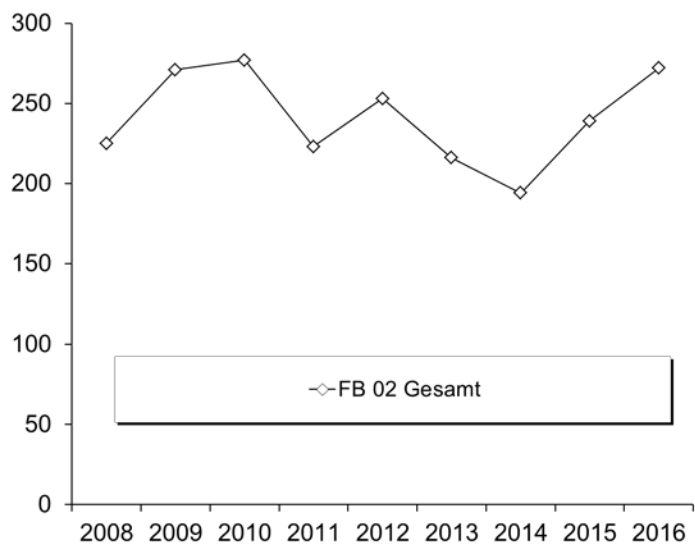
| Fach | Abschluss | Anz | Studiendauer | | Alter | |
|----------------|-------------------|-----|--------------|--------|-------|--------|
| | | | MW | Median | MW | Median |
| Biochemistry | Master | 10 | 6,6 | 6 | 26,94 | 26,78 |
| Biologie | Bachelor VF | 64 | 7,69 | 8 | 25,39 | 24,15 |
| Biologie | Diplom | 2 | 26 | 26 | 41,82 | 41,82 |
| Biologie | BA FWmP PF | 6 | 7 | 7 | 25,06 | 23,32 |
| Biologie | BA LA Gym/OS 1.F. | 29 | 6,66 | 6 | 25,46 | 24,28 |
| Biologie | 1 Fach MEd. alt | 11 | 4,73 | 4 | 27,68 | 26,94 |
| Biologie | 1 Fach MEd. neu | 10 | 4 | 4 | 28,04 | 26 |
| Chemie | Bachelor VF | 24 | 7,67 | 8 | 23,91 | 23,34 |
| Chemie | BA FWmP PF | 2 | 6 | 6 | 21,25 | 21,25 |
| Chemie | BA LA Gym/OS 1.F. | 10 | 6,4 | 6 | 24,18 | 24,62 |
| Chemie | 1 Fach MEd. alt | 3 | 4 | 4 | 28,86 | 27,71 |
| Chemie | 1 Fach MEd. neu | 2 | 4 | 4 | 25 | 25 |
| Chemie | Master | 17 | 5,06 | 5 | 26,48 | 25,61 |
| Ecology | Master | 21 | 5,62 | 5 | 27,42 | 26,85 |
| ISATEC | Master | 14 | 4,21 | 4 | 28,07 | 27,37 |
| Marine Biology | Master | 14 | 5,21 | 5 | 27,25 | 26,48 |
| MARMIC | Master | 11 | 3 | 3 | 24,54 | 24,52 |
| Neuroscience | Master | 16 | 5,13 | 5 | 27,56 | 25,85 |

9. Absolventen im Zeitverlauf vom Prüfungsjahr 2008-2016

| Fach | Abschluss | | 2008 | 2009 | 2010 | 2011 | 2012 | 2013 | 2014 | 2015 | 2016 |
|--------------|----------------------|------------|-----------|-----------|-----------|-----------|-----------|-----------|-----------|-----------|-----------|
| Biochemistry | Master | M | 3 | 5 | 2 | 2 | 5 | 2 | 4 | 5 | 5 |
| | | W | 3 | 7 | 2 | 11 | 10 | 10 | 7 | 6 | 5 |
| | | Ges | 6 | 12 | 4 | 13 | 15 | 12 | 11 | 11 | 10 |
| Biologie | Bachelor HF | M | 1 | 3 | 5 | 7 | 7 | 12 | 5 | 1 | |
| | | W | 6 | 15 | 12 | 12 | 25 | 14 | 18 | 3 | |
| | | Ges | 7 | 18 | 17 | 19 | 32 | 26 | 23 | 4 | |
| Biologie | Bachelor VF | M | 3 | 9 | 12 | 9 | 13 | 18 | 14 | 17 | 22 |
| | | W | 24 | 16 | 42 | 31 | 43 | 43 | 34 | 31 | 42 |
| | | Ges | 27 | 25 | 54 | 40 | 56 | 61 | 48 | 48 | 64 |
| Biologie | BA LA Gym/OS 1.F. | M | | | | | | | | 8 | 8 |
| | | W | | | | | | | 1 | 20 | 21 |
| | | Ges | | | | | | | 1 | 28 | 29 |
| Biologie | BA FWmP PF | M | | | | | | | | 2 | 1 |
| | | W | | | | | | | 2 | 5 | |
| | | Ges | | | | | | | 2 | 2 | 6 |
| Biologie | Diplom | M | 18 | 22 | 15 | 5 | 4 | 4 | | | 1 |
| | | W | 39 | 43 | 42 | 19 | 5 | 3 | | | 1 |
| | | Ges | 57 | 65 | 57 | 24 | 9 | 7 | | | 2 |
| Biologie | 1. F. Master Ed. Alt | M | | | | 2 | 1 | 2 | 4 | 9 | 5 |
| | | W | | | | 11 | 10 | 9 | 14 | 19 | 6 |
| | | Ges | | | | 13 | 11 | 11 | 18 | 28 | 11 |
| Biologie | M.Ed. GY/OS | M | | | | | | | | | 1 |
| | | W | | | | | | | | | 9 |
| | | Ges | | | | | | | | | 10 |
| Chemie | Bachelor VF | M | | 2 | 12 | 10 | 16 | 7 | 14 | 13 | 16 |
| | | W | | 3 | 6 | 9 | 23 | 8 | 9 | 11 | 8 |
| | | Ges | | 5 | 18 | 19 | 39 | 15 | 23 | 24 | 24 |
| Chemie | BA FWmP PF | M | | | | | | | | 1 | 1 |
| | | W | | | | | | | 1 | 2 | 1 |
| | | Ges | | | | | | | 1 | 2 | 2 |
| Chemie | BA LA Gym/OS 1.F. | M | | | | | | | 1 | 1 | 8 |
| | | W | | | | | | | | 3 | 2 |
| | | Ges | | | | | | | 1 | 4 | 10 |
| Chemie | Diplom | M | 7 | 12 | 7 | 7 | 9 | 9 | | | |
| | | W | 7 | 6 | 15 | 7 | 6 | 4 | | | |
| | | Ges | 14 | 18 | 22 | 14 | 15 | 13 | | | |
| Chemie | Lehramt | M | 7 | 10 | 6 | 2 | 3 | | | | |
| | | W | 9 | 14 | 13 | 2 | 5 | | | | |
| | | Ges | 16 | 24 | 19 | 4 | 8 | | | | |
| Chemie | Master | M | | | | | | 4 | 2 | 11 | 9 |
| | | W | | | | | | 1 | 2 | 7 | 8 |
| | | Ges | | | | | | 5 | 4 | 18 | 17 |
| Chemie | 1. F. Master Ed. Alt | M | | | | | | 2 | | | 2 |
| | | W | | | | | 2 | | | 2 | 1 |
| | | Ges | | | | | 2 | 2 | | 2 | 3 |
| Chemie | M.Ed.Grund | M | | | | | | | | | 6 |
| | | W | | | | | | | | | 6 |
| | | Ges | | | | | | | | | 6 |
| Chemie | M.Ed. GY/OS | M | | | | | | | | | 2 |
| | | W | | | | | | | | | |
| | | Ges | | | | | | | | | 2 |
| Ecology | Master | M | | | | 1 | 1 | 3 | 1 | 2 | 6 |
| | | W | | | 1 | 4 | 5 | 9 | 6 | 12 | 15 |
| | | Ges | | | 1 | 5 | 6 | 12 | 7 | 14 | 21 |

Fortsetzung: Absolventen im Zeitverlauf

| Fach | Abschluss | | 2008 | 2009 | 2010 | 2011 | 2012 | 2013 | 2014 | 2015 | 2016 |
|---------------------|-----------|------------|------------|------------|------------|------------|------------|------------|------------|------------|------------|
| ISATEC | Master | M | 11 | 9 | 5 | 11 | 4 | 4 | 5 | 8 | 8 |
| | | W | 8 | 7 | 7 | 7 | 9 | 5 | 11 | 10 | 6 |
| | | Ges | 19 | 16 | 12 | 18 | 13 | 9 | 16 | 18 | 14 |
| Marine Biology | Master | M | | 2 | | 2 | 5 | 2 | | 3 | 6 |
| | | W | | 1 | 3 | 5 | 8 | 7 | 4 | 10 | 8 |
| | | Ges | | 3 | 3 | 7 | 13 | 9 | 4 | 13 | 14 |
| MARMIC | Master | M | 4 | 3 | 2 | 4 | 6 | 4 | 5 | 4 | 4 |
| | | W | 5 | 7 | 7 | 10 | 5 | 7 | 7 | 8 | 7 |
| | | Ges | 9 | 10 | 9 | 14 | 11 | 11 | 12 | 12 | 11 |
| Neurosciences | Master | M | | | 3 | 6 | 2 | 8 | 3 | 3 | 5 |
| | | W | | | 2 | 5 | 8 | 12 | 16 | 5 | 11 |
| | | Ges | | | 5 | 11 | 10 | 20 | 19 | 8 | 16 |
| FB 02 Gesamt | | M | 66 | 101 | 81 | 73 | 83 | 83 | 61 | 88 | 110 |
| | | W | 159 | 170 | 196 | 150 | 170 | 133 | 133 | 151 | 162 |
| | | Ges | 225 | 271 | 277 | 223 | 253 | 216 | 194 | 239 | 272 |



D. Fachbereich 03

1. Studienfälle nach Fachsemestern im WS 16/17

| Studiengang | Abschluß | G | 1 | 2 | 3 | 4 | 5 | 6 | 7 | 8 | 9 | 10 | 11 | 12 | 13-14 | >14 | Ges | RSZ |
|---------------------------|---------------------|------------|------------|-----------|------------|-----------|------------|-----------|------------|-----------|-----------|----------|-----------|----------|-----------|-----------|------------|------------|
| Digitale Medien | Bachelor | VF M | 25 | 1 | 19 | | 21 | | 22 | 2 | 12 | 1 | 3 | | 7 | 5 | 118 | 66 |
| Digitale Medien | Bachelor | VF W | 35 | | 11 | 2 | 18 | 1 | 4 | 1 | 3 | 2 | 5 | | 1 | 4 | 87 | 67 |
| | | Ges | 60 | 1 | 30 | 2 | 39 | 1 | 26 | 3 | 15 | 3 | 8 | | 8 | 9 | 205 | 133 |
| Digitale Medien | Master | M | 14 | | 12 | | 10 | | 7 | 2 | 2 | | | | | 2 | 49 | 26 |
| Digitale Medien | Master | W | 6 | | 9 | 2 | 20 | | 3 | | 1 | | | | 1 | 1 | 43 | 17 |
| | | Ges | 20 | | 21 | 2 | 30 | | 10 | 2 | 3 | | | | 1 | 3 | 92 | 43 |
| Elementarmathematik | BA BiPEB | EF M | 7 | | 6 | | 6 | | 2 | | 2 | | 1 | | 1 | | 25 | 19 |
| Elementarmathematik | BA BiPEB | EF W | 47 | 3 | 40 | 2 | 44 | 2 | 12 | | 4 | | 1 | | | | 155 | 138 |
| | | Ges | 54 | 3 | 46 | 2 | 50 | 2 | 14 | | 6 | | 2 | | 1 | | 180 | 157 |
| Elementarmathematik | BA BiPEB | UF M | 28 | 1 | 15 | | 11 | 1 | 10 | | 2 | | | | | | 68 | 56 |
| Elementarmathematik | BA BiPEB | UF W | 79 | 2 | 57 | 2 | 37 | 1 | 11 | | 3 | | 1 | | | | 193 | 178 |
| | | Ges | 107 | 3 | 72 | 2 | 48 | 2 | 21 | | 5 | | 1 | | | | 261 | 234 |
| Elementarmathematik | M.Ed.Grund | EF M | 2 | | 5 | | 3 | | | | | | | | | | 10 | 7 |
| Elementarmathematik | M.Ed.Grund | EF W | 30 | 2 | 27 | 1 | 6 | | | | | | | | | | 66 | 60 |
| | | Ges | 32 | 2 | 32 | 1 | 9 | | | | | | | | | | 76 | 67 |
| Elementarmathematik | M.Ed.Grund | UF M | | | 3 | | | | | | | | | | | | 3 | 3 |
| Elementarmathematik | M.Ed.Grund | UF W | 15 | | 27 | | 13 | | | | | | | | | | 55 | 42 |
| | | Ges | 15 | | 30 | | 13 | | | | | | | | | | 58 | 45 |
| Elementarmathematik | M.Ed.Inkl.Päd/Sonp. | EF W | 3 | | 7 | | 2 | | | | | | | | | | 12 | 10 |
| | | Ges | 3 | | 7 | | 2 | | | | | | | | | | 12 | 10 |
| Elementarmathematik | M.Ed.Inkl.Päd/Sonp. | UF M | 1 | | 4 | | 3 | | | | | | | | | | 8 | 5 |
| Elementarmathematik | M.Ed.Inkl.Päd/Sonp. | UF W | 10 | | 21 | | 5 | | | | | | | | | | 36 | 31 |
| | | Ges | 11 | | 25 | | 8 | | | | | | | | | | 44 | 36 |
| Informatik | Bachelor | VF M | 233 | 5 | 169 | 4 | 142 | 10 | 103 | 12 | 61 | 4 | 44 | 3 | 18 | 22 | 830 | 563 |
| Informatik | Bachelor | VF W | 44 | 5 | 18 | 2 | 13 | 3 | 10 | | 5 | 1 | 5 | | 3 | 3 | 112 | 85 |
| | | Ges | 277 | 10 | 187 | 6 | 155 | 13 | 113 | 12 | 66 | 5 | 49 | 3 | 21 | 25 | 942 | 648 |
| Informatik | BA FWmP | KF M | 13 | | 4 | 1 | 2 | | 2 | | 2 | | | | | | 24 | 20 |
| Informatik | BA FWmP | KF W | 8 | | 3 | | 4 | | 1 | | | | 1 | | | | 17 | 15 |
| | | Ges | 21 | | 7 | 1 | 6 | | 3 | | 2 | | 1 | | | | 41 | 35 |
| Informatik | Master | M | 50 | 23 | 33 | 24 | 21 | 12 | 8 | 5 | 5 | 1 | | 1 | | | 183 | 130 |
| Informatik | Master | W | 5 | 1 | 4 | 7 | 10 | 2 | 2 | 1 | | | 1 | 1 | | | 34 | 17 |
| | | Ges | 55 | 24 | 37 | 31 | 31 | 14 | 10 | 6 | 5 | 1 | 1 | 2 | | | 217 | 147 |
| Mathematik | Bachelor | VF M | 30 | 2 | 16 | 3 | 22 | 2 | 13 | 1 | 11 | | | 1 | 3 | 9 | 113 | 75 |
| Mathematik | Bachelor | VF W | 42 | 2 | 8 | 1 | 6 | | 5 | | 2 | | | | | | 66 | 59 |
| | | Ges | 72 | 4 | 24 | 4 | 28 | 2 | 18 | 1 | 13 | | | 1 | 3 | 9 | 179 | 134 |
| Mathematik | BA LA Gy/Obers. | LF M | 36 | | 26 | 1 | 20 | 1 | 9 | | 9 | 1 | 2 | | | | 105 | 84 |
| Mathematik | BA LA Gy/Obers. | LF W | 48 | 1 | 32 | 2 | 19 | | 12 | 1 | 7 | | 1 | | | | 123 | 102 |
| | | Ges | 84 | 1 | 58 | 3 | 39 | 1 | 21 | 1 | 16 | 1 | 3 | | | | 228 | 186 |
| Mathematik | M.Ed.berufl. | LF M | 4 | | 1 | 4 | 6 | 2 | 1 | | | | | | | | 18 | 9 |
| Mathematik | M.Ed.berufl. | LF W | | | | | 1 | | | | | | | | | | 1 | |
| | | Ges | 4 | | 1 | 4 | 7 | 2 | 1 | | | | | | | | 19 | 9 |
| Mathematik | M.Ed.Gym/Obers. | LF M | 8 | | 14 | 1 | 2 | | | | | | | | | | 25 | 23 |
| Mathematik | M.Ed.Gym/Obers. | LF W | 8 | | 15 | 2 | 6 | | | | | | | | | | 31 | 25 |
| | | Ges | 16 | | 29 | 3 | 8 | | | | | | | | | | 56 | 48 |
| Mathematik | Master | M | 5 | 5 | 8 | 1 | 14 | 3 | 3 | | | 1 | | | | | 40 | 19 |
| Mathematik | Master | W | 3 | 1 | 10 | 2 | 6 | | 1 | 1 | | | | | | | 24 | 16 |
| | | Ges | 8 | 6 | 18 | 3 | 20 | 3 | 4 | 1 | | 1 | | | | | 64 | 35 |
| Medical Biometry/Biostat. | Master | M | 5 | | | | 4 | 1 | | | | | | | | | 10 | 5 |
| Medical Biometry/Biostat. | Master | W | 4 | 1 | | | 7 | | | 1 | | | | | | | 13 | 5 |
| | | Ges | 9 | 1 | | | 11 | 1 | | 1 | | | | | | | 23 | 10 |
| Technomathematik | Bachelor | VF M | 16 | | 12 | | 6 | | 5 | | 4 | | 4 | | 1 | 1 | 49 | 34 |
| Technomathematik | Bachelor | VF W | 6 | 1 | 8 | | 2 | | 2 | | 1 | | 1 | | | | 21 | 17 |
| | | Ges | 22 | 1 | 20 | | 8 | | 7 | | 5 | | 5 | | 1 | 1 | 70 | 51 |

Fortsetzung: Studienfälle nach Fachsemestern

| Studiengang | Abschluß | G | 1 | 2 | 3 | 4 | 5 | 6 | 7 | 8 | 9 | 10 | 11 | 12 | 3-14 | >14 | Ges | RSZ |
|-----------------------|----------|------------|-----------|----------|-----------|----------|-----------|----------|-----------|----------|-----------|----|----------|----|----------|------------|------------|-----------|
| Technomathematik | Master | M | 8 | 4 | 6 | 3 | 4 | 2 | | | | | 1 | | | | 28 | 21 |
| Technomathematik | Master | W | 5 | | 1 | 2 | 2 | | 1 | | | | | | | | 11 | 8 |
| | | Ges | 13 | 4 | 7 | 5 | 6 | 2 | 1 | | | | 1 | | | | 39 | 29 |
| Wirtschaftsinformatik | Bachelor | VF M | 45 | 1 | 43 | | 33 | 2 | 24 | 1 | 11 | | | | | 1 | 161 | 124 |
| Wirtschaftsinformatik | Bachelor | VF W | 9 | | 6 | | 9 | | 3 | | 1 | | | | | | 28 | 24 |
| | | Ges | 54 | 1 | 49 | | 42 | 2 | 27 | 1 | 12 | | | | 1 | 189 | 148 | |

Studienfälle im FB 03: 2995

2. Studienfälle nach Hochschulsesemestern im WS 16/17

| Studiengang | Abschluß | G | 1 | 2 | 3 | 4 | 5 | 6 | 7 | 8 | 9 | 10 | 11 | 12 | 13-14 | >14 | Ges | RSZ |
|---------------------|---------------------|------------|------------|----------|------------|-----------|------------|----------|------------|----------|-----------|-----------|-----------|-----------|-----------|------------|------------|-----|
| Digitale Medien | Bachelor | VF M | 19 | 2 | 15 | 4 | 12 | 3 | 21 | 1 | 15 | 2 | 8 | 1 | 6 | 9 | 118 | |
| Digitale Medien | Bachelor | VF W | 26 | | 9 | | 15 | 1 | 7 | 1 | 8 | 1 | 7 | 1 | 4 | 7 | 87 | |
| | | Ges | 45 | 2 | 24 | 4 | 27 | 4 | 28 | 2 | 23 | 3 | 15 | 2 | 10 | 16 | 205 | |
| Digitale Medien | Master | M | 6 | 1 | 5 | | 4 | | 6 | 1 | 7 | 1 | 6 | 2 | 2 | 8 | 49 | |
| Digitale Medien | Master | W | 3 | | 2 | 1 | 6 | | 3 | 2 | 2 | | 13 | | 5 | 6 | 43 | |
| | | Ges | 9 | 1 | 7 | 1 | 10 | | 9 | 3 | 9 | 1 | 19 | 2 | 7 | 14 | 92 | |
| Elementarmathematik | BA BiPEB | EF M | 5 | 1 | 3 | 1 | 3 | 1 | 2 | | 1 | | 2 | 1 | 2 | 3 | 25 | |
| Elementarmathematik | BA BiPEB | EF W | 35 | 1 | 36 | | 38 | 6 | 12 | 2 | 8 | 2 | 2 | 1 | 4 | 8 | 155 | |
| | | Ges | 40 | 2 | 39 | 1 | 41 | 7 | 14 | 2 | 9 | 2 | 4 | 2 | 6 | 11 | 180 | |
| Elementarmathematik | BA BiPEB | UF M | 13 | 1 | 11 | | 9 | 3 | 15 | 1 | 5 | 1 | 3 | 1 | | 5 | 68 | |
| Elementarmathematik | BA BiPEB | UF W | 62 | 2 | 58 | | 36 | 1 | 10 | 1 | 8 | 1 | 5 | | 4 | 5 | 193 | |
| | | Ges | 75 | 3 | 69 | | 45 | 4 | 25 | 2 | 13 | 2 | 8 | 1 | 4 | 10 | 261 | |
| Elementarmathematik | M.Ed.Grund | EF M | | | | | | | 1 | | 2 | | 7 | | | | 10 | |
| Elementarmathematik | M.Ed.Grund | EF W | | | | | | | 15 | 1 | 33 | 1 | 9 | 1 | 3 | 3 | 66 | |
| | | Ges | | | | | | | 16 | 1 | 35 | 1 | 16 | 1 | 3 | 3 | 76 | |
| Elementarmathematik | M.Ed.Grund | UF M | | | | | | | | | 2 | | 1 | | | | 3 | |
| Elementarmathematik | M.Ed.Grund | UF W | | | | | | | 9 | | 17 | 2 | 20 | 1 | 3 | 3 | 55 | |
| | | Ges | | | | | | | 9 | | 19 | 2 | 21 | 1 | 3 | 3 | 58 | |
| Elementarmathematik | M.Ed.Inkl.Päd/Sonp. | EF W | | | | | | | 3 | | 3 | | 4 | | 1 | 1 | 12 | |
| | | Ges | | | | | | | 3 | | 3 | | 4 | | 1 | 1 | 12 | |
| Elementarmathematik | M.Ed.Inkl.Päd/Sonp. | UF M | | | | | | | | | 1 | 1 | 4 | | 1 | 1 | 8 | |
| Elementarmathematik | M.Ed.Inkl.Päd/Sonp. | UF W | | | | | | | 7 | | 18 | | 8 | | 1 | 2 | 36 | |
| | | Ges | | | | | | | 7 | | 19 | 1 | 12 | | 2 | 3 | 44 | |
| Informatik | Bachelor | VF M | 172 | 4 | 130 | 13 | 137 | 6 | 104 | 5 | 69 | 10 | 45 | 8 | 38 | 89 | 830 | |
| Informatik | Bachelor | VF W | 15 | | 13 | | 14 | 1 | 11 | 1 | 10 | 1 | 8 | 3 | 9 | 26 | 112 | |
| | | Ges | 187 | 4 | 143 | 13 | 151 | 7 | 115 | 6 | 79 | 11 | 53 | 11 | 47 | 115 | 942 | |
| Informatik | BA FWmP | KF M | 8 | | 4 | | 3 | | 1 | | 4 | 1 | 2 | | | 1 | 24 | |
| Informatik | BA FWmP | KF W | 5 | | 2 | | 4 | 1 | 1 | | | 1 | 1 | | 1 | 1 | 17 | |
| | | Ges | 13 | | 6 | | 7 | 1 | 2 | | 4 | 2 | 3 | | 1 | 2 | 41 | |
| Informatik | Master | M | 1 | 1 | 2 | 3 | 2 | | 10 | 3 | 38 | 3 | 44 | 6 | 29 | 41 | 183 | |
| Informatik | Master | W | 1 | | | | | | 2 | 1 | 5 | | 5 | | 9 | 11 | 34 | |
| | | Ges | 2 | 1 | 2 | 3 | 2 | | 12 | 4 | 43 | 3 | 49 | 6 | 38 | 52 | 217 | |
| Mathematik | Bachelor | VF M | 20 | | 16 | | 13 | | 20 | 2 | 15 | | 2 | 1 | 5 | 19 | 113 | |
| Mathematik | Bachelor | VF W | 24 | | 7 | 2 | 7 | 3 | 3 | 1 | 5 | 1 | 6 | | 4 | 3 | 66 | |
| | | Ges | 44 | | 23 | 2 | 20 | 3 | 23 | 3 | 20 | 1 | 8 | 1 | 9 | 22 | 179 | |
| Mathematik | BA LA Gy/Obers. | LF M | 25 | 2 | 20 | 1 | 13 | | 15 | 2 | 11 | 2 | 6 | | | 8 | 105 | |
| Mathematik | BA LA Gy/Obers. | LF W | 38 | | 27 | | 18 | | 14 | 1 | 11 | | 1 | 1 | 4 | 8 | 123 | |
| | | Ges | 63 | 2 | 47 | 1 | 31 | | 29 | 3 | 22 | 2 | 7 | 1 | 4 | 16 | 228 | |
| Mathematik | M.Ed.berufl. | LF M | | | | | | | 1 | 1 | 1 | 1 | 2 | 2 | 3 | 7 | 18 | |
| Mathematik | M.Ed.berufl. | LF W | | | | | | | | | | | | | | 1 | 1 | |
| | | Ges | | | | | | | 1 | 1 | 1 | 1 | 2 | 2 | 3 | 8 | 19 | |
| Mathematik | M.Ed.Gym/Obers. | LF M | | | | | | | 2 | | 5 | | 14 | | | 4 | 25 | |
| Mathematik | M.Ed.Gym/Obers. | LF W | | | | | | | 3 | | 12 | 1 | 8 | | 5 | 2 | 31 | |
| | | Ges | | | | | | | 5 | | 17 | 1 | 22 | | 5 | 6 | 56 | |
| Mathematik | Master | M | | | | | | | 3 | 2 | 6 | | 16 | 1 | 7 | 5 | 40 | |
| Mathematik | Master | W | | | | | | | 2 | | 9 | 1 | 9 | | 2 | 1 | 24 | |
| | | Ges | | | | | | | 5 | 2 | 15 | 1 | 25 | 1 | 9 | 6 | 64 | |

Fortsetzung: Studienfälle nach Hochschulse mestern

| Studiengang | Abschluß | G | 1 | 2 | 3 | 4 | 5 | 6 | 7 | 8 | 9 | 10 | 11 | 12 | 13-14 | >14 | Ges |
|----------------------------------|----------|------------|-----------|----------|-----------|----------|-----------|----------|-----------|----------|-----------|----------|-----------|----------|----------|----------|------------|
| Medical Biometry/Biostat. Master | | M | | 1 | | | | | 1 | | | | 1 | | 3 | 4 | 10 |
| Medical Biometry/Biostat. Master | | W | 1 | | | | 1 | | 2 | 1 | | 1 | 2 | 1 | 2 | 2 | 13 |
| | | Ges | 1 | 1 | | | 1 | | 3 | 1 | | 1 | 3 | 1 | 5 | 6 | 23 |
| Technomathematik | Bachelor | VF M | 11 | | 10 | 1 | 6 | | 3 | | 4 | | 4 | | 6 | 4 | 49 |
| Technomathematik | Bachelor | VF W | 1 | | 7 | | 3 | | 2 | | 1 | | 3 | | 1 | 3 | 21 |
| | | Ges | 12 | | 17 | 1 | 9 | | 5 | | 5 | | 7 | | 7 | 7 | 70 |
| Technomathematik | Master | M | 1 | | | | | | 5 | | 6 | 1 | 9 | 1 | 3 | 2 | 28 |
| Technomathematik | Master | W | | | | | | 1 | 4 | | 1 | | 3 | | 1 | 1 | 11 |
| | | Ges | 1 | | | | | 1 | 9 | | 7 | 1 | 12 | 1 | 4 | 3 | 39 |
| Wirtschaftsinformatik | Bachelor | VF M | 35 | 1 | 37 | 1 | 36 | 3 | 21 | | 16 | | 6 | | 2 | 3 | 161 |
| Wirtschaftsinformatik | Bachelor | VF W | 6 | 1 | 7 | | 7 | | 3 | | 1 | | 1 | | 2 | | 28 |
| | | Ges | 41 | 2 | 44 | 1 | 43 | 3 | 24 | | 17 | | 7 | | 4 | 3 | 189 |

Studienfälle im FB 03: 2995

3. Studienfälle nach Status, Geschlecht und Staatsangehörigkeit im WS 16/17

| Studiengang | Abschluß | G | Deutsche Studierende | | | | | | | Ausländische Studierende | | | | | | | Ges. | |
|---------------------|---------------------|------------|----------------------|-----------|-----------|----------|------------|-----------|------------|--------------------------|----------|----------|----------|-----------|----------|--|-----------|------------|
| | | | Rückmeld. | Neuein. | Erst- | Beur- | Ges. | Rückmeld. | Neuein. | Erst- | Beur- | Ges. | | | | | | |
| | | | Fortg. | 1 FS | 1 FS | Fortg. | ein. | laubt | Fortg. | 1 FS | 1 FS | Fortg. | ein. | laubt | | | | |
| Digitale Medien | Bachelor | VF M | 84 | 2 | 4 | 1 | 17 | 1 | 109 | 7 | | | | | | | 9 | 118 |
| Digitale Medien | Bachelor | VF W | 45 | 2 | 7 | 1 | 22 | 1 | 78 | 4 | | | | 4 | 1 | | 9 | 87 |
| | | Ges | 129 | 4 | 11 | 2 | 39 | 2 | 187 | 11 | | | | 6 | 1 | | 18 | 205 |
| Digitale Medien | Master | M | 11 | 1 | 5 | | | | 17 | 23 | | 2 | | 6 | 1 | | 32 | 49 |
| Digitale Medien | Master | W | 17 | | 2 | | | 2 | 21 | 18 | | 1 | | 3 | | | 22 | 43 |
| | | Ges | 28 | 1 | 7 | | | 2 | 38 | 41 | | 3 | | 9 | 1 | | 54 | 92 |
| Elementarmathematik | BA BiPEb | EF M | 18 | | 2 | | 5 | | 25 | | | | | | | | | 25 |
| Elementarmathematik | BA BiPEb | EF W | 100 | 4 | 7 | | 31 | 4 | 146 | 3 | 1 | | | 4 | 1 | | 9 | 155 |
| | | Ges | 118 | 4 | 9 | | 36 | 4 | 171 | 3 | 1 | | | 4 | 1 | | 9 | 180 |
| Elementarmathematik | BA BiPEb | UF M | 39 | 3 | 12 | | 12 | 1 | 67 | | | | | 1 | | | 1 | 68 |
| Elementarmathematik | BA BiPEb | UF W | 102 | 5 | 11 | 1 | 60 | 2 | 181 | 7 | | 1 | | 2 | 2 | | 12 | 193 |
| | | Ges | 141 | 8 | 23 | 1 | 72 | 3 | 248 | 7 | | 1 | | 3 | 2 | | 13 | 261 |
| Elementarmathematik | M.Ed.Grund | EF M | 8 | 2 | | | | | 10 | | | | | | | | | 10 |
| Elementarmathematik | M.Ed.Grund | EF W | 32 | 22 | 7 | | | 2 | 63 | 2 | 1 | | | | | | 3 | 66 |
| | | Ges | 40 | 24 | 7 | | | 2 | 73 | 2 | 1 | | | | | | 3 | 76 |
| Elementarmathematik | M.Ed.Grund | UF M | 3 | | | | | | 3 | | | | | | | | | 3 |
| Elementarmathematik | M.Ed.Grund | UF W | 38 | 11 | 4 | | | | 53 | 2 | | | | | | | 2 | 55 |
| | | Ges | 41 | 11 | 4 | | | | 56 | 2 | | | | | | | 2 | 58 |
| Elementarmathematik | M.Ed.Inkl.Päd/Sonp. | EF W | 8 | 3 | | | | | 11 | 1 | | | | | | | 1 | 12 |
| | | Ges | 8 | 3 | | | | | 11 | 1 | | | | | | | 1 | 12 |
| Elementarmathematik | M.Ed.Inkl.Päd/Sonp. | UF M | 6 | 1 | | | | | 7 | 1 | | | | | | | 1 | 8 |
| Elementarmathematik | M.Ed.Inkl.Päd/Sonp. | UF W | 25 | 10 | | | | | 35 | 1 | | | | | | | 1 | 36 |
| | | Ges | 31 | 11 | | | | | 42 | 2 | | | | | | | 2 | 44 |
| Informatik | Bachelor | VF M | 542 | 24 | 35 | 6 | 155 | 11 | 773 | 35 | 2 | | 1 | 17 | 2 | | 57 | 830 |
| Informatik | Bachelor | VF W | 49 | 10 | 17 | | 13 | 9 | 98 | 7 | 2 | | | 2 | 3 | | 14 | 112 |
| | | Ges | 591 | 34 | 52 | 6 | 168 | 20 | 871 | 42 | 4 | | 1 | 19 | 5 | | 71 | 942 |
| Informatik | BA FWmP | KF M | 11 | 4 | 1 | | 7 | | 23 | | | | | 1 | | | 1 | 24 |
| Informatik | BA FWmP | KF W | 8 | | 3 | | 4 | | 15 | 1 | | | | 1 | | | 2 | 17 |
| | | Ges | 19 | 4 | 4 | | 11 | | 38 | 1 | | | | 2 | | | 3 | 41 |
| Informatik | Master | M | 111 | 1 | 43 | | | 5 | 160 | 14 | | 5 | | 1 | 3 | | 23 | 183 |
| Informatik | Master | W | 19 | | 3 | | | 2 | 24 | 6 | | 1 | | 1 | 2 | | 10 | 34 |
| | | Ges | 130 | 1 | 46 | | | 7 | 184 | 20 | | 6 | | 2 | 5 | | 33 | 217 |
| Mathematik | Bachelor | VF M | 75 | 3 | 5 | 2 | 18 | | 103 | 6 | 1 | 1 | | 2 | | | 10 | 113 |
| Mathematik | Bachelor | VF W | 20 | 8 | 8 | | 21 | 3 | 60 | 1 | 1 | 1 | | 3 | | | 6 | 66 |
| | | Ges | 95 | 11 | 13 | 2 | 39 | 3 | 163 | 7 | 2 | 2 | | 5 | | | 16 | 179 |
| Mathematik | BA LA Gy/Obers. | LF M | 60 | 2 | 6 | | 23 | 2 | 93 | 7 | 2 | 1 | | 2 | | | 12 | 105 |
| Mathematik | BA LA Gy/Obers. | LF W | 67 | 3 | 6 | | 33 | | 109 | 6 | | 1 | | 5 | 2 | | 14 | 123 |
| | | Ges | 127 | 5 | 12 | | 56 | 2 | 202 | 13 | 2 | 2 | | 7 | 2 | | 26 | 228 |

Fortsetzung: Studienfälle nach Status

| Studiengang | Abschluß | G | Deutsche Studierende | | | | | | Ausländische Studierende | | | | | | Ges. | | |
|-------------------------------|-----------------|------------|----------------------|----------|-----------|----------|-----------|----------|--------------------------|-----------|------|----------|----------|----------|-----------|-------|------------|
| | | | Rückmeld. | | Neuein. | | Erst- | Beur- | Ges. | Rückmeld. | | Neuein. | | Erst- | | Beur- | Ges. |
| | | | Fortg | 1 FS | 1 FS | Fortg | | | | Fortg | 1 FS | 1 FS | Fortg | | | | |
| Mathematik | M.Ed.berufl. | LF M | 13 | | 4 | | | 1 | 18 | | | | | | | | 18 |
| Mathematik | M.Ed.berufl. | LF W | 1 | | | | | | 1 | | | | | | | | 1 |
| | | Ges | 14 | | 4 | | | 1 | 19 | | | | | | | | 19 |
| Mathematik | M.Ed.Gym/Obers. | LF M | 17 | | 8 | | | | 25 | | | | | | | | 25 |
| Mathematik | M.Ed.Gym/Obers. | LF W | 22 | | 8 | | | 1 | 31 | | | | | | | | 31 |
| | | Ges | 39 | | 16 | | | 1 | 56 | | | | | | | | 56 |
| Mathematik | Master | M | 34 | | 5 | | | 1 | 40 | | | | | | | | 40 |
| Mathematik | Master | W | 20 | | 3 | | | 1 | 24 | | | | | | | | 24 |
| | | Ges | 54 | | 8 | | | 2 | 64 | | | | | | | | 64 |
| Medical Biometry/Biost.Master | | M | 5 | | 4 | | | | 9 | | | 1 | | | | 1 | 10 |
| Medical Biometry/Biost.Master | | W | 5 | | 3 | | | 1 | 9 | 2 | | | 1 | 1 | 4 | | 13 |
| | | Ges | 10 | | 7 | | | 1 | 18 | 2 | | 1 | 1 | 1 | 5 | | 23 |
| Technomathematik | Bachelor | VF M | 32 | | 5 | | 11 | | 48 | 1 | | | | | 1 | | 49 |
| Technomathematik | Bachelor | VF W | 11 | | 4 | | 1 | 1 | 17 | 3 | | 1 | | | 4 | | 21 |
| | | Ges | 43 | | 9 | | 12 | 1 | 65 | 4 | | 1 | | | 5 | | 70 |
| Technomathematik | Master | M | 20 | | 7 | | | | 27 | | | | 1 | | 1 | | 28 |
| Technomathematik | Master | W | 5 | | 5 | | | 1 | 11 | | | | 1 | | 1 | | 11 |
| | | Ges | 25 | | 12 | | | 1 | 38 | | | | 1 | | 1 | | 39 |
| Wirtschaftsinformatik | Bachelor | VF M | 100 | 2 | 8 | 2 | 31 | | 143 | 14 | | | | | 18 | | 161 |
| Wirtschaftsinformatik | Bachelor | VF W | 10 | | 2 | 1 | 4 | | 17 | 8 | | 1 | | 2 | 11 | | 28 |
| | | Ges | 110 | 2 | 10 | 3 | 35 | | 160 | 22 | | 1 | | 6 | 29 | | 189 |

Studienfälle im FB 03: 2995

4. Studienfälle nach Alter im WS 16/17

| Studiengang | Abschluß | G | Gesamt | | 1. FS | | 1. HS | |
|---------------------|---------------------|------------|------------|--------------|------------|--------------|------------|--------------|
| | | | Anzahl | Ø Alter | Anzahl | Ø Alter | Anzahl | Ø Alter |
| Digitale Medien | Bachelor | VF M | 118 | 24,55 | 25 | 20,98 | 19 | 20,89 |
| Digitale Medien | Bachelor | VF W | 87 | 23,84 | 35 | 22,31 | 26 | 20,42 |
| | | Ges | 205 | 24,25 | 60 | 21,75 | 45 | 20,62 |
| Digitale Medien | Master | M | 49 | 27,91 | 14 | 25,75 | 6 | 25,23 |
| Digitale Medien | Master | W | 43 | 26,50 | 6 | 25,32 | 3 | 24,53 |
| | | Ges | 92 | 27,25 | 20 | 25,62 | 9 | 25,00 |
| Elementarmathematik | BA BiPEB | EF M | 25 | 25,24 | 7 | 20,70 | 5 | 20,28 |
| Elementarmathematik | BA BiPEB | EF W | 155 | 23,39 | 47 | 21,80 | 35 | 20,07 |
| | | Ges | 180 | 23,65 | 54 | 21,66 | 40 | 20,09 |
| Elementarmathematik | BA BiPEB | UF M | 68 | 24,96 | 28 | 24,75 | 13 | 21,24 |
| Elementarmathematik | BA BiPEB | UF W | 193 | 22,69 | 79 | 21,35 | 62 | 20,59 |
| | | Ges | 261 | 23,28 | 107 | 22,24 | 75 | 20,70 |
| Elementarmathematik | M.Ed.Grund | EF M | 10 | 25,10 | 2 | 25,75 | | |
| Elementarmathematik | M.Ed.Grund | EF W | 66 | 25,90 | 30 | 25,33 | | |
| | | Ges | 76 | 25,80 | 32 | 25,36 | | |
| Elementarmathematik | M.Ed.Grund | UF M | 3 | 24,12 | | | | |
| Elementarmathematik | M.Ed.Grund | UF W | 55 | 25,51 | 15 | 25,18 | | |
| | | Ges | 58 | 25,44 | 15 | 25,18 | | |
| Elementarmathematik | M.Ed.Inkl.Päd/Sonp. | EF W | 12 | 25,77 | 3 | 25,54 | | |
| | | Ges | 12 | 25,77 | 3 | 25,54 | | |
| Elementarmathematik | M.Ed.Inkl.Päd/Sonp. | UF M | 8 | 27,53 | 1 | 27,82 | | |
| Elementarmathematik | M.Ed.Inkl.Päd/Sonp. | UF W | 36 | 25,93 | 10 | 24,23 | | |
| | | Ges | 44 | 26,22 | 11 | 24,56 | | |
| Informatik | Bachelor | VF M | 830 | 24,16 | 233 | 21,88 | 172 | 20,72 |
| Informatik | Bachelor | VF W | 112 | 25,68 | 44 | 24,52 | 15 | 19,90 |
| | | Ges | 942 | 24,34 | 277 | 22,30 | 187 | 20,66 |
| Informatik | BA FWmP | KF M | 24 | 23,21 | 13 | 21,70 | 8 | 21,25 |
| Informatik | BA FWmP | KF W | 17 | 23,13 | 8 | 22,72 | 5 | 20,36 |
| | | Ges | 41 | 23,18 | 21 | 22,09 | 13 | 20,91 |

Fortsetzung: Studienfälle nach Alter

| Studiengang | Abschluß | G | Gesamt | | 1. FS | | 1. HS | |
|---------------------------|-----------------|------------|------------|--------------|------------|--------------|------------|--------------|
| | | | Anzahl | Ø Alter | Anzahl | Ø Alter | Anzahl | Ø Alter |
| Informatik | Bachelor | VF M | 830 | 24,16 | 233 | 21,88 | 172 | 20,72 |
| Informatik | Bachelor | VF W | 112 | 25,68 | 44 | 24,52 | 15 | 19,90 |
| | | Ges | 942 | 24,34 | 277 | 22,30 | 187 | 20,66 |
| Informatik | BA FWmP | KF M | 24 | 23,21 | 13 | 21,70 | 8 | 21,25 |
| Informatik | BA FWmP | KF W | 17 | 23,13 | 8 | 22,72 | 5 | 20,36 |
| | | Ges | 41 | 23,18 | 21 | 22,09 | 13 | 20,91 |
| Informatik | Master | M | 183 | 26,84 | 50 | 25,09 | 1 | 25,87 |
| Informatik | Master | W | 34 | 28,43 | 5 | 27,22 | 1 | 35,26 |
| | | Ges | 217 | 27,09 | 55 | 25,28 | 2 | 30,56 |
| Mathematik | Bachelor | VF M | 113 | 25,03 | 30 | 21,08 | 20 | 19,64 |
| Mathematik | Bachelor | VF W | 66 | 22,95 | 42 | 22,56 | 24 | 21,13 |
| | | Ges | 179 | 24,26 | 72 | 21,94 | 44 | 20,45 |
| Mathematik | BA LA Gy/Obers. | LF M | 105 | 23,56 | 36 | 21,92 | 25 | 21,28 |
| Mathematik | BA LA Gy/Obers. | LF W | 123 | 23,36 | 48 | 22,32 | 38 | 20,22 |
| | | Ges | 228 | 23,45 | 84 | 22,15 | 63 | 20,64 |
| Mathematik | M.Ed.berufl. | LF M | 18 | 31,36 | 4 | 27,18 | | |
| Mathematik | M.Ed.berufl. | LF W | 1 | 28,87 | | | | |
| | | Ges | 19 | 31,23 | 4 | 27,18 | | |
| Mathematik | M.Ed.Gym/Obers. | LF M | 25 | 25,88 | 8 | 25,44 | | |
| Mathematik | M.Ed.Gym/Obers. | LF W | 31 | 24,81 | 8 | 24,24 | | |
| | | Ges | 56 | 25,29 | 16 | 24,84 | | |
| Mathematik | Master | M | 40 | 25,35 | 5 | 23,47 | | |
| Mathematik | Master | W | 24 | 24,13 | 3 | 23,58 | | |
| | | Ges | 64 | 24,89 | 8 | 23,51 | | |
| Medical Biometry/Biostat. | Master | M | 10 | 29,99 | 5 | 30,13 | | |
| Medical Biometry/Biostat. | Master | W | 13 | 27,85 | 4 | 28,82 | 1 | 31,01 |
| | | Ges | 23 | 28,78 | 9 | 29,55 | 1 | 31,01 |
| Technomathematik | Bachelor | VF M | 49 | 23,71 | 16 | 21,71 | 11 | 19,50 |
| Technomathematik | Bachelor | VF W | 21 | 24,00 | 6 | 26,58 | 1 | 20,38 |
| | | Ges | 70 | 23,80 | 22 | 23,04 | 12 | 19,58 |
| Technomathematik | Master | M | 28 | 24,87 | 8 | 23,96 | 1 | 27,68 |
| Technomathematik | Master | W | 11 | 24,09 | 5 | 22,79 | | |
| | | Ges | 39 | 24,65 | 13 | 23,51 | 1 | 27,68 |
| Wirtschaftsinformatik | Bachelor | VF M | 161 | 23,53 | 45 | 22,16 | 35 | 21,09 |
| Wirtschaftsinformatik | Bachelor | VF W | 28 | 24,28 | 9 | 23,20 | 6 | 22,55 |
| | | Ges | 189 | 23,64 | 54 | 22,34 | 41 | 21,30 |

5. Studienfallentwicklung vom WS 08/09 – WS 16/17

a) Studienfälle insgesamt

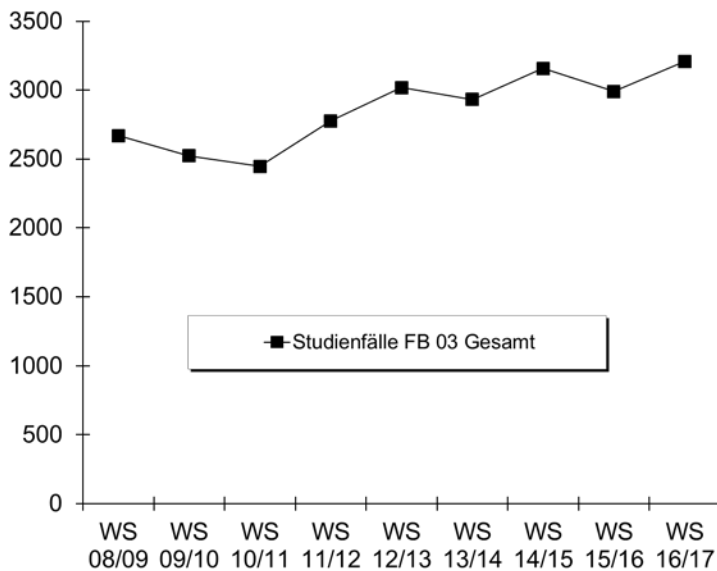
| | | WS 08/09 | WS 09/10 | WS 10/11 | WS 11/12 | WS 12/13 | WS 13/14 | WS 14/15 | WS 15/16 | WS 16/17 |
|----------------------------------|------------|-------------|-------------|-------------|-------------|-------------|-------------|-------------|-------------|-------------|
| Studienfälle FB 03 Gesamt | Ges | 2668 | 2522 | 2445 | 2776 | 3017 | 2931 | 3158 | 2991 | 3209 |
| | M | 1754 | 1660 | 1595 | 1776 | 1892 | 1848 | 1992 | 1922 | 2001 |
| | W | 914 | 862 | 850 | 1000 | 1125 | 1083 | 1166 | 1069 | 1208 |

Fortsetzung: Studienfälle insgesamt

| | | WS 08/09 | WS 09/10 | WS 10/11 | WS 11/12 | WS 12/13 | WS 13/14 | WS 14/15 | WS 15/16 | WS 16/17 |
|-------------------------------|-----|-------------|-------------|-------------|-------------|-------------|-------------|-------------|-------------|-------------|
| Digitale Medien | | 232 | 232 | 232 | 276 | 308 | 315 | 338 | 316 | 305 |
| Bachelor | Ges | 185 | 173 | 162 | 188 | 212 | 217 | 227 | 209 | 205 |
| | M | 120 | 110 | 99 | 104 | 118 | 127 | 139 | 128 | 118 |
| | W | 65 | 63 | 63 | 84 | 94 | 90 | 88 | 81 | 87 |
| Master | Ges | 43 | 50 | 58 | 80 | 85 | 90 | 103 | 99 | 92 |
| | M | 30 | 37 | 38 | 41 | 53 | 55 | 63 | 48 | 49 |
| | W | 13 | 13 | 20 | 39 | 32 | 35 | 40 | 51 | 43 |
| Promotion | Ges | 4 | 9 | 12 | 8 | 11 | 8 | 8 | 8 | 8 |
| | M | 2 | 4 | 7 | 4 | 5 | 5 | 4 | 4 | 3 |
| | W | 2 | 5 | 5 | 4 | 6 | 3 | 4 | 4 | 5 |
| Informatik | | 1269 | 1192 | 1058 | 1163 | 1280 | 1198 | 1266 | 1249 | 1281 |
| Bachelor | Ges | 314 | 364 | 385 | 564 | 750 | 750 | 850 | 970 | 983 |
| | M | 237 | 279 | 304 | 449 | 594 | 627 | 718 | 824 | 854 |
| | W | 77 | 85 | 81 | 115 | 156 | 123 | 132 | 146 | 129 |
| Diplom | Ges | 889 | 730 | 556 | 459 | 359 | 250 | 174 | 20 | 9 |
| | M | 750 | 630 | 490 | 407 | 324 | 227 | 160 | 17 | 9 |
| | W | 139 | 100 | 66 | 52 | 35 | 23 | 14 | 3 | |
| Master | Ges | 28 | 37 | 48 | 64 | 89 | 122 | 168 | 193 | 217 |
| | M | 22 | 28 | 40 | 51 | 71 | 94 | 130 | 155 | 183 |
| | W | 6 | 9 | 8 | 13 | 18 | 28 | 38 | 38 | 34 |
| Promotion | Ges | 38 | 61 | 69 | 76 | 82 | 76 | 74 | 66 | 72 |
| | M | 33 | 52 | 56 | 59 | 62 | 59 | 58 | 49 | 54 |
| | W | 5 | 9 | 13 | 17 | 20 | 17 | 16 | 17 | 18 |
| Mathematik | | 999 | 936 | 990 | 1128 | 1191 | 1172 | 1243 | 1110 | 1288 |
| Bachelor | Ges | 420 | 437 | 573 | 777 | 879 | 824 | 846 | 803 | 849 |
| | M | 159 | 168 | 235 | 324 | 336 | 313 | 327 | 302 | 311 |
| | W | 261 | 269 | 338 | 453 | 543 | 511 | 519 | 501 | 538 |
| Diplom | Ges | 242 | 188 | 161 | 115 | 74 | 43 | 11 | 3 | 2 |
| | M | 156 | 126 | 109 | 76 | 52 | 31 | 7 | 2 | 2 |
| | W | 86 | 62 | 52 | 39 | 22 | 12 | 4 | 1 | |
| Promotion | Ges | 21 | 29 | 34 | 39 | 36 | 43 | 54 | 63 | 61 |
| | M | 13 | 19 | 22 | 26 | 26 | 30 | 33 | 42 | 36 |
| | W | 8 | 10 | 12 | 13 | 10 | 13 | 21 | 21 | 25 |
| Master | Ges | | 117 | 158 | 165 | 202 | 262 | 332 | 241 | 376 |
| | M | | 40 | 50 | 70 | 84 | 100 | 122 | 112 | 124 |
| | W | | 77 | 108 | 95 | 118 | 162 | 210 | 129 | 252 |
| Med. Biometry/Biostat. | | 17 | 12 | 20 | 14 | 28 | 12 | 33 | 24 | 23 |
| Master | Ges | 17 | 12 | 20 | 14 | 28 | 12 | 33 | 24 | 23 |
| | M | 3 | 2 | 9 | 7 | 14 | 5 | 15 | 10 | 10 |
| | W | 14 | 10 | 11 | 7 | 14 | 7 | 18 | 14 | 13 |
| Wirtschaftsinformatik | | | | | | 27 | 86 | 142 | 165 | 189 |
| Bachelor | Ges | | | | | 27 | 86 | 142 | 165 | 189 |
| | M | | | | | 21 | 69 | 120 | 139 | 161 |
| | W | | | | | 6 | 17 | 22 | 26 | 28 |

Fortsetzung: Studienfälle insgesamt

| | | WS 08/09 | WS 09/10 | WS 10/11 | WS 11/12 | WS 12/13 | WS 13/14 | WS 14/15 | WS 15/16 | WS 16/17 |
|-------------------------|-----|------------|------------|------------|------------|------------|------------|------------|------------|------------|
| Technomathematik | | 151 | 150 | 145 | 195 | 183 | 148 | 136 | 127 | 123 |
| Bachelor | Ges | 36 | 62 | 68 | 122 | 120 | 97 | 90 | 87 | 70 |
| | M | 25 | 39 | 46 | 85 | 84 | 72 | 63 | 61 | 49 |
| | W | 11 | 23 | 22 | 37 | 36 | 25 | 27 | 26 | 21 |
| Diplom | Ges | 108 | 82 | 70 | 50 | 32 | 12 | 2 | 1 | |
| | M | 86 | 63 | 55 | 39 | 25 | 8 | 2 | 1 | |
| | W | 22 | 19 | 15 | 11 | 7 | 4 | | | |
| Master | Ges | | | | 11 | 20 | 28 | 32 | 28 | 39 |
| | M | | | | 8 | 13 | 17 | 22 | 20 | 28 |
| | W | | | | 3 | 7 | 11 | 10 | 8 | 11 |
| Promotion | Ges | 7 | 6 | 7 | 12 | 11 | 11 | 12 | 11 | 14 |
| | M | 7 | 6 | 7 | 10 | 10 | 9 | 9 | 8 | 10 |
| | W | | | | 2 | 1 | 2 | 3 | 3 | 4 |



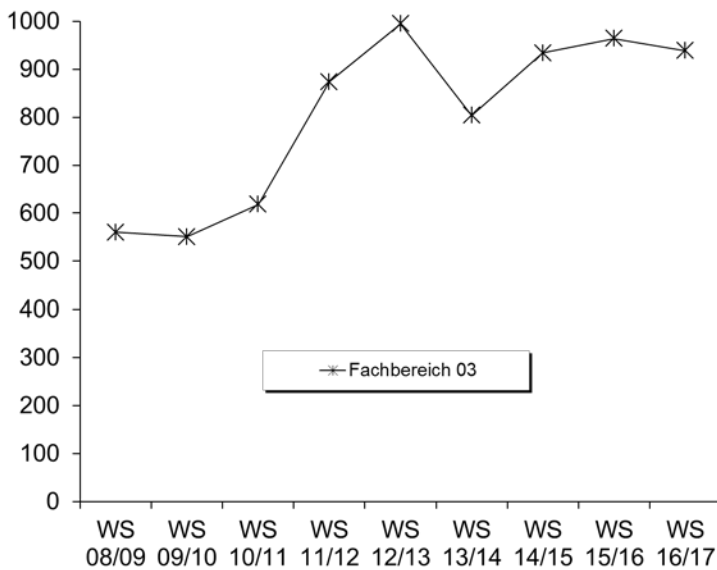
b) Studienfälle im 1. Fachsemester

| Studiengang | Abschluss | | WS 08/09 | WS 09/10 | WS 10/11 | WS 11/12 | WS 12/13 | WS 13/14 | WS 14/15 | WS 15/16 | WS 16/17 |
|-----------------|-------------|------------|------------|------------|------------|------------|------------|------------|------------|------------|------------|
| Digitale Medien | Bachelor VF | M | 25 | 22 | 22 | 32 | 35 | 39 | 39 | 26 | 25 |
| | | W | 22 | 16 | 21 | 35 | 25 | 20 | 25 | 23 | 35 |
| | | Ges | 47 | 38 | 43 | 67 | 60 | 59 | 64 | 49 | 60 |
| Digitale Medien | Master | M | 6 | 14 | 11 | 17 | 17 | 14 | 10 | 13 | 14 |
| | | W | 4 | 3 | 8 | 12 | 9 | 7 | 14 | 10 | 6 |
| | | Ges | 10 | 17 | 19 | 29 | 26 | 21 | 24 | 23 | 20 |
| Informatik | Bachelor VF | M | 110 | 121 | 104 | 199 | 227 | 183 | 215 | 236 | 233 |
| | | W | 45 | 53 | 39 | 63 | 86 | 44 | 53 | 61 | 44 |
| | | Ges | 155 | 174 | 143 | 262 | 313 | 227 | 268 | 297 | 277 |
| Informatik | BA FWmP KF | M | | | | 4 | 9 | 5 | 9 | 15 | 13 |
| | | W | | | | 5 | 10 | 1 | 9 | 12 | 8 |
| | | Ges | | | | 9 | 19 | 6 | 18 | 27 | 21 |
| Informatik | Master | M | 5 | 12 | 21 | 19 | 26 | 23 | 24 | 31 | 50 |
| | | W | | 3 | 1 | 4 | 7 | 10 | 9 | 3 | 5 |
| | | Ges | 5 | 15 | 22 | 23 | 33 | 33 | 33 | 34 | 55 |

Fortsetzung: Studienfälle im 1. Fachsemester

| Studiengang | Abschluss | | WS 08/09 | WS 09/10 | WS 10/11 | WS 11/12 | WS 12/13 | WS 13/14 | WS 14/15 | WS 15/16 | WS 16/17 |
|---------------------------|-------------------|------------|-------------|-------------|-------------|-------------|-------------|-------------|-------------|-------------|-------------|
| Mathematik | Bachelor VF | M | 55 | 36 | 29 | 63 | 56 | 37 | 46 | 27 | 30 |
| | | W | 41 | 17 | 15 | 36 | 43 | 24 | 31 | 36 | 42 |
| | | Ges | 96 | 53 | 44 | 99 | 99 | 61 | 77 | 63 | 72 |
| Elementarmathematik | BA BiPEb EF | M | | | | 11 | 14 | 6 | 4 | 9 | 7 |
| | | W | | | | 41 | 57 | 35 | 39 | 43 | 47 |
| | | Ges | | | | 52 | 71 | 41 | 43 | 52 | 54 |
| Elementarmathematik | BA BiPEb UF | M | | | | 12 | 15 | 23 | 20 | 16 | 28 |
| | | W | | | | 66 | 69 | 64 | 71 | 76 | 79 |
| | | Ges | | | | 78 | 84 | 87 | 91 | 92 | 107 |
| Elementarmathematik | M.Ed.Grund EF | M | | | | | | | | 5 | 2 |
| | | W | | | | | | | | 25 | 32 |
| | | Ges | | | | | | | | 30 | 34 |
| Elementarmathematik | M.Ed.Grund UF | M | | | | | | | | 3 | |
| | | W | | | | | | | 22 | 24 | 15 |
| | | Ges | | | | | | | 22 | 27 | 15 |
| Elementarmathematik | M.Ed.Inkl.P/SP EF | M | | | | | | | | | |
| | | W | | | | | | | 2 | 5 | 3 |
| | | Ges | | | | | | | 2 | 5 | 3 |
| Elementarmathematik | M.Ed.Inkl.P/SP UF | M | | | | | | | 2 | 4 | 1 |
| | | W | | | | | | | 13 | 22 | 10 |
| | | Ges | | | | | | | 15 | 26 | 11 |
| Mathematik | BA LA Gym/OS LF | M | | | | 54 | 32 | 21 | 44 | 37 | 36 |
| | | W | | | | 42 | 53 | 25 | 33 | 48 | 48 |
| | | Ges | | | | 96 | 85 | 46 | 77 | 85 | 84 |
| Mathematik | Master | M | | | | 12 | 8 | 10 | 16 | 7 | 5 |
| | | W | | | | 3 | 2 | 8 | 8 | 10 | 3 |
| | | Ges | | | | 15 | 10 | 18 | 24 | 17 | 8 |
| Mathematik | M.Ed.Gym/OS LF | M | | | | | | | 3 | 8 | 8 |
| | | W | | | | | | | 16 | 13 | 8 |
| | | Ges | | | | | | | 19 | 21 | 16 |
| Mathematik | M.Ed.Ber. LF | M | | | | | | | 9 | 3 | 4 |
| | | W | | | | | | | 1 | 2 | |
| | | Ges | | | | | | | 10 | 5 | 4 |
| Medical Biometry/Biostat. | Master | M | 2 | | 7 | | 7 | | 9 | | 5 |
| | | W | 13 | | 7 | | 7 | | 12 | | 4 |
| | | Ges | 15 | | 14 | | 14 | | 21 | | 9 |
| Technomathematik | Bachelor VF | M | 25 | 27 | 21 | 54 | 33 | 27 | 15 | 24 | 16 |
| | | W | 11 | 18 | 10 | 23 | 20 | 9 | 14 | 14 | 6 |
| | | Ges | 36 | 45 | 31 | 77 | 53 | 36 | 29 | 38 | 22 |
| Technomathematik | Master | M | | | | 8 | 3 | 3 | 4 | 6 | 8 |
| | | W | | | | 3 | 3 | 2 | 2 | 1 | 5 |
| | | Ges | | | | 11 | 6 | 5 | 6 | 7 | 13 |
| Wirtschaftsinformatik | Bachelor VF | M | | | | | 21 | 44 | 56 | 39 | 45 |
| | | W | | | | | 6 | 13 | 11 | 10 | 9 |
| | | Ges | | | | | 27 | 57 | 67 | 49 | 54 |
| Fachbereich 03 | | M | 331 | 289 | 317 | 506 | 531 | 463 | 535 | 514 | 530 |
| | | W | 229 | 262 | 301 | 368 | 464 | 341 | 399 | 450 | 409 |
| | | Ges | 560 | 551 | 618 | 874 | 995 | 804 | 934 | 964 | 939 |

Fortsetzung. Studienfälle im 1. Fachsemester



6. Studienfallkohorten bis zum WS 14/15

| Digitale Medien VF Bachelor | Fachsemester | | | | | | | | | | | | | | |
|--------------------------------|------------------------|-----|-----|-----|-----|-----|---------------------------------|-----|-----|-----|-----|-----|-----|-----|------|
| | Abbruch/Wechsel in RSZ | | | | | | > RSZ/Abgang wg. Abschluß enth. | | | | | | | | |
| | 1 | 2 | 3 | 4 | 5 | 6 | 7 | 8 | 9 | 10 | 11 | 12 | 13 | 14 | 15 |
| Kohorte 09/10 | 38 | 33 | 27 | 26 | 24 | 25 | 19 | 13 | 9 | 9 | 5 | 3 | 3 | 1 | |
| Schwund in % | | 13% | 29% | 32% | 37% | 34% | 50% | 66% | 76% | 76% | 87% | 92% | 92% | 97% | 100% |
| Kohorte 10/11 | 43 | 42 | 37 | 37 | 37 | 37 | 32 | 24 | 18 | 12 | 10 | 10 | 8 | | |
| Schwund in % | | 2% | 14% | 14% | 14% | 14% | 26% | 44% | 58% | 72% | 77% | 77% | 81% | | |
| Kohorte 11/12 | 67 | 65 | 52 | 50 | 43 | 42 | 31 | 22 | 13 | 11 | 8 | | | | |
| Schwund in % | | 3% | 22% | 25% | 36% | 37% | 54% | 67% | 81% | 84% | 88% | | | | |
| Kohorte 12/13 | 60 | 52 | 44 | 43 | 39 | 39 | 32 | 29 | 15 | | | | | | |
| Schwund in % | | 13% | 27% | 28% | 35% | 35% | 47% | 52% | 75% | | | | | | |
| Kohorte 13/14 | 59 | 56 | 39 | 35 | 29 | 27 | 26 | | | | | | | | |
| Schwund in % | | 5% | 34% | 41% | 51% | 54% | 56% | | | | | | | | |
| Kohorte 14/15 | 64 | 63 | 50 | 49 | 39 | | | | | | | | | | |
| Schwund in % | | 2% | 22% | 23% | 39% | | | | | | | | | | |

| Digitale Medien Master | Fachsemester | | | | | | | | | | |
|---------------------------|-----------------------------|-----|-----|-----|---------------------------------|-----|-----|-----|-----|-----|------|
| | Abbruch oder Wechsel in RSZ | | | | > RSZ/Abgang wg. Abschluß enth. | | | | | | |
| | 1 | 2 | 3 | 4 | 5 | 6 | 7 | 8 | 9 | 10 | 11 |
| Kohorte 09/10 | 17 | 18 | 18 | 17 | 16 | 14 | 5 | 4 | 1 | 1 | 1 |
| Schwund in % | | -6% | -6% | | 6% | 18% | 71% | 76% | 94% | 94% | 94% |
| Kohorte 10/11 | 19 | 16 | 18 | 16 | 16 | 13 | 11 | 7 | 6 | 4 | 3 |
| Schwund in % | | 16% | 5% | 16% | 16% | 32% | 42% | 63% | 68% | 79% | 84% |
| Kohorte 11/12 | 29 | 27 | 28 | 28 | 28 | 25 | 20 | 13 | 3 | 3 | |
| Schwund in % | | 7% | 3% | 3% | 3% | 14% | 31% | 55% | 90% | 90% | 100% |
| Kohorte 12/13 | 26 | 27 | 25 | 25 | 25 | 20 | 11 | 9 | 3 | | |
| Schwund in % | | -4% | 4% | 4% | 4% | 23% | 58% | 65% | 88% | | |
| Kohorte 13/14 | 21 | 20 | 20 | 20 | 17 | 15 | 10 | | | | |
| Schwund in % | | 5% | 5% | 5% | 19% | 29% | 52% | | | | |
| Kohorte 14/15 | 31 | 31 | 31 | 30 | 30 | | | | | | |
| Schwund in % | | | | 3% | 3% | | | | | | |

Fortsetzung: Studienfallkohorten

| Informatik VF Bachelor | Fachsemester | | | | | | | | | | | | |
|---------------------------|------------------------|-----|-----|-----|-----|-----|---------------------------------|-----|-----|-----|-----|-----|-----|
| | Abbruch/Wechsel in RSZ | | | | | | > RSZ/Abgang wg. Abschluß enth. | | | | | | |
| | 1 | 2 | 3 | 4 | 5 | 6 | 7 | 8 | 9 | 10 | 11 | 12 | 13 |
| Kohorte 09/10 | 174 | 166 | 112 | 106 | 102 | 100 | 80 | 70 | 49 | 35 | 24 | 21 | 17 |
| Schwund in % | | 5% | 36% | 39% | 41% | 43% | 54% | 60% | 72% | 80% | 86% | 88% | 90% |
| Kohorte 10/11 | 143 | 134 | 97 | 88 | 81 | 82 | 70 | 49 | 40 | 34 | 23 | 21 | 18 |
| Schwund in % | | 6% | 32% | 38% | 43% | 43% | 51% | 66% | 72% | 76% | 84% | 85% | 87% |
| Kohorte 11/12 | 262 | 239 | 177 | 165 | 145 | 136 | 121 | 100 | 73 | 62 | 49 | | |
| Schwund in % | | 9% | 32% | 37% | 45% | 48% | 54% | 62% | 72% | 76% | 81% | | |
| Kohorte 12/13 | 313 | 249 | 177 | 158 | 150 | 149 | 122 | 102 | 66 | | | | |
| Schwund in % | | 20% | 43% | 50% | 52% | 52% | 61% | 67% | 79% | | | | |
| Kohorte 13/14 | 227 | 199 | 158 | 150 | 150 | 138 | 133 | | | | | | |
| Schwund in % | | 12% | 30% | 34% | 34% | 39% | 41% | | | | | | |
| Kohorte 14/15 | 268 | 241 | 183 | 172 | 155 | | | | | | | | |
| Schwund in % | | 10% | 32% | 36% | 42% | | | | | | | | |

| Informatik BA FWmP KF | Fachsemester | | | | | | | | |
|--------------------------|-----------------------------|-----|-----|-----|-----|-----|------|-----|-----|
| | Abbruch oder Wechsel in RSZ | | | | | | >RSZ | | |
| | 1 | 2 | 3 | 4 | 5 | 6 | 7 | 8 | 9 |
| Kohorte 11/12 | 9 | 7 | 3 | 2 | 2 | 2 | 2 | 2 | 2 |
| Schwund in % | | 22% | 67% | 78% | 78% | 78% | 78% | 78% | 78% |
| Kohorte 12/13 | 19 | 16 | 10 | 8 | 6 | 5 | 5 | 4 | 2 |
| Schwund in % | | 16% | 47% | 58% | 68% | 74% | 74% | 79% | 89% |
| Kohorte 13/14 | 6 | 6 | 6 | 4 | 4 | 4 | 3 | | |
| Schwund in % | | | | 33% | 33% | 33% | 50% | | |
| Kohorte 14/15 | 18 | 14 | 7 | 7 | 6 | | | | |
| Schwund in % | | 22% | 61% | 61% | 67% | | | | |

| Informatik Master | Fachsemester | | | | | | | | | |
|----------------------|-----------------------------|------|-----|-----|-----|---------------------------------|-----|-----|-----|----|
| | Abbruch oder Wechsel in RSZ | | | | | > RSZ/Abgang wg. Abschluß enth. | | | | |
| | 1 | 2 | 3 | 4 | 5 | 6 | 7 | 8 | 9 | 10 |
| Kohorte 09/10 | 15 | 14 | 14 | 12 | 8 | 6 | 3 | 3 | 1 | |
| Schwund in % | | 7% | 7% | 20% | 47% | 60% | 80% | 80% | 93% | |
| Kohorte 10/11 | 22 | 33 | 18 | 18 | 18 | 9 | 7 | 4 | 2 | |
| Schwund in % | | -50% | 18% | 18% | 18% | 59% | 68% | 82% | 91% | |
| Kohorte 11/12 | 23 | 20 | 19 | 19 | 18 | 16 | 10 | 7 | 4 | |
| Schwund in % | | 13% | 17% | 17% | 22% | 30% | 57% | 70% | 83% | |
| Kohorte 12/13 | 33 | 33 | 32 | 28 | 23 | 20 | 10 | 6 | 5 | |
| Schwund in % | | | 3% | 15% | 30% | 39% | 70% | 82% | 85% | |
| Kohorte 13/14 | 33 | 35 | 35 | 35 | 30 | 24 | 10 | | | |
| Schwund in % | | -6% | -6% | -6% | 9% | 27% | 70% | | | |
| Kohorte 14/15 | 33 | 33 | 31 | 32 | 31 | | | | | |
| Schwund in % | | | 6% | 3% | 6% | | | | | |

| Mathe VF Bachelor | Fachsemester | | | | | | | | | | |
|----------------------|-----------------------------|-----|-----|-----|-----|-----|-------------------|-----|-----|-----|------|
| | Abbruch oder Wechsel in RSZ | | | | | | >RSZ/Abgang enth. | | | | |
| | 1 | 2 | 3 | 4 | 5 | 6 | 7 | 8 | 9 | 10 | 11 |
| Kohorte 09/10 | 53 | 51 | 35 | 33 | 31 | 29 | 13 | 12 | 8 | 6 | 6 |
| Schwund in % | | 4% | 34% | 38% | 42% | 45% | 75% | 77% | 85% | 89% | 89% |
| Kohorte 10/11 | 44 | 45 | 34 | 33 | 31 | 30 | 15 | 12 | 6 | 5 | 6 |
| Schwund in % | | -2% | 23% | 25% | 30% | 32% | 66% | 73% | 86% | 89% | 86% |
| Kohorte 11/12 | 99 | 91 | 49 | 44 | 37 | 33 | 8 | 5 | 2 | 1 | |
| Schwund in % | | 8% | 51% | 56% | 63% | 67% | 92% | 95% | 98% | 99% | 100% |
| Kohorte 12/13 | 99 | 75 | 49 | 41 | 41 | 38 | 26 | 17 | 13 | | |
| Schwund in % | | 24% | 51% | 59% | 59% | 62% | 74% | 83% | 87% | | |
| Kohorte 13/14 | 61 | 56 | 36 | 33 | 26 | 24 | 18 | | | | |
| Schwund in % | | 8% | 41% | 46% | 57% | 61% | 70% | | | | |
| Kohorte 14/15 | 77 | 60 | 34 | 31 | 28 | | | | | | |
| Schwund in % | | 22% | 56% | 60% | 64% | | | | | | |

Fortsetzung: Studienfallkohorten

| Elementarmathe BA BiPeB EF | Fachsemester | | | | | | | | |
|-------------------------------|-----------------------------|------|------|------|------|-----|------|-----|-----|
| | Abbruch oder Wechsel in RSZ | | | | | | >RSZ | | |
| | 1 | 2 | 3 | 4 | 5 | 6 | 7 | 8 | 9 |
| Kohorte 11/12 | 52 | 54 | 53 | 49 | 46 | 45 | 16 | 12 | 20 |
| Schwund in % | | -4% | -2% | 6% | 12% | 13% | 69% | 77% | 62% |
| Kohorte 12/13 | 71 | 71 | 63 | 64 | 56 | 53 | 20 | 15 | 5 |
| Schwund in % | | | 11% | 10% | 21% | 25% | 72% | 79% | 93% |
| Kohorte 13/14 | 41 | 43 | 48 | 49 | 49 | 43 | 14 | | |
| Schwund in % | | -5% | -17% | -20% | -20% | -5% | 66% | | |
| Kohorte 14/15 | 43 | 53 | 55 | 54 | 50 | | | | |
| Schwund in % | | -23% | -28% | -26% | -16% | | | | |

| Elementarmathe BA BiPeB UF | Fachsemester | | | | | | | | |
|-------------------------------|-----------------------------|-----|-----|-----|-----|-----|------|-----|-----|
| | Abbruch oder Wechsel in RSZ | | | | | | >RSZ | | |
| | 1 | 2 | 3 | 4 | 5 | 6 | 7 | 8 | 9 |
| Kohorte 11/12 | 78 | 70 | 66 | 63 | 53 | 50 | 12 | 10 | 2 |
| Schwund in % | | 10% | 15% | 19% | 32% | 36% | 85% | 87% | 97% |
| Kohorte 12/13 | 84 | 80 | 72 | 66 | 62 | 58 | 14 | 10 | 5 |
| Schwund in % | | 5% | 14% | 21% | 26% | 31% | 83% | 86% | 93% |
| Kohorte 13/14 | 87 | 75 | 65 | 61 | 50 | 47 | 21 | | |
| Schwund in % | | 14% | 25% | 30% | 43% | 46% | 76% | | |
| Kohorte 14/15 | 91 | 73 | 57 | 52 | 48 | | | | |
| Schwund in % | | 20% | 37% | 43% | 47% | | | | |

| Elementarmathe BA LA | Fachsemester | | | | | | | | |
|-------------------------|-----------------------------|-----|-----|-----|-----|-----|------|-----|-----|
| | Abbruch oder Wechsel in RSZ | | | | | | >RSZ | | |
| | 1 | 2 | 3 | 4 | 5 | 6 | 7 | 8 | 9 |
| Kohorte 11/12 | 96 | 89 | 64 | 62 | 56 | 56 | 33 | 27 | 18 |
| Schwund in % | | 7% | 33% | 35% | 42% | 42% | 66% | 72% | 81% |
| Kohorte 12/13 | 85 | 73 | 58 | 55 | 51 | 47 | 25 | 22 | 16 |
| Schwund in % | | 14% | 32% | 35% | 40% | 45% | 71% | 74% | 81% |
| Kohorte 13/14 | 46 | 47 | 36 | 34 | 27 | 26 | 21 | | |
| Schwund in % | | -2% | 22% | 26% | 41% | 43% | 54% | | |
| Kohorte 14/15 | 77 | 74 | 54 | 54 | 39 | | | | |
| Schwund in % | | 4% | 30% | 30% | 49% | | | | |

| Mathe M.Ed. Ber. 2.F. | Fachsemester | | | | | | |
|--------------------------|--------------|------|------|-----|------|------|------|
| | <= RSZ | | | | >RSZ | | |
| | 1 | 2 | 3 | 4 | 5 | 6 | 7 |
| Kohorte 09/10 | 9 | 7 | 6 | 5 | 5 | 3 | 2 |
| Schwund in % | | 22% | 33% | 44% | 44% | 67% | 78% |
| Kohorte 10/11 | 4 | 2 | 1 | 1 | 1 | | |
| Schwund in % | | 50% | 75% | 75% | 75% | 100% | 100% |
| Kohorte 11/12 | 10 | 9 | 7 | 6 | 6 | 5 | |
| Schwund in % | | 10% | 30% | 40% | 40% | 50% | 100% |
| Kohorte 12/13 | 10 | 11 | 5 | 2 | 1 | | |
| Schwund in % | | -10% | 50% | 80% | 90% | 100% | 100% |
| Kohorte 13/14 | 2 | 1 | 3 | 2 | 2 | 1 | |
| Schwund in % | | 50% | -50% | | | 50% | 100% |

| Mathe M.Ed. Grund | Fachsemester | | | | |
|----------------------|--------------|------|------|-----|------|
| | <= RSZ | | >RSZ | | |
| | 1 | 2 | 3 | 4 | 5 |
| Kohorte 09/10 | 30 | 30 | 14 | 2 | 1 |
| Schwund in % | | | 53% | 93% | 97% |
| Kohorte 10/11 | 29 | 30 | 16 | 8 | 3 |
| Schwund in % | | -3% | 45% | 72% | 90% |
| Kohorte 11/12 | 21 | 20 | 8 | 1 | |
| Schwund in % | | 5% | 62% | 95% | 100% |
| Kohorte 12/13 | 37 | 37 | 24 | 8 | 5 |
| Schwund in % | | | 35% | 78% | 86% |
| Kohorte 13/14 | 42 | 42 | 29 | 14 | 6 |
| Schwund in % | | | 31% | 67% | 86% |
| Kohorte 14/15 | 4 | 5 | 2 | 2 | 1 |
| Schwund in % | | -25% | 50% | 50% | 75% |

Fortsetzung: Studienfallkohorten

| Mathe M.Ed. Gym. 1.F. | Fachsemester | | | | | | |
|--------------------------|--------------|------|------|------|------|-----|------|
| | <= RSZ | | | | >RSZ | | |
| | 1 | 2 | 3 | 4 | 5 | 6 | 7 |
| Kohorte 09/10 | 23 | 23 | 21 | 21 | 11 | 4 | 3 |
| Schwund in % | | | 9% | 9% | 52% | 83% | 87% |
| Kohorte 10/11 | 13 | 15 | 15 | 14 | 10 | 6 | 3 |
| Schwund in % | | -15% | -15% | -8% | 23% | 54% | 77% |
| Kohorte 11/12 | 5 | 5 | 3 | 3 | 3 | 1 | |
| Schwund in % | | | 40% | 40% | 40% | 80% | 100% |
| Kohorte 12/13 | 13 | 12 | 13 | 12 | 6 | 4 | 1 |
| Schwund in % | | 8% | | 8% | 54% | 69% | 92% |
| Kohorte 13/14 | 13 | 17 | 18 | 17 | 9 | 4 | |
| Schwund in % | | -31% | -38% | -31% | 31% | 69% | 100% |
| Kohorte 14/15 | 13 | 15 | 14 | 14 | 10 | | |
| Schwund in % | | -15% | -8% | -8% | 23% | | |

| Mathe M.Ed. Gym. 2.F. | Fachsemester | | | | | | |
|--------------------------|--------------|----|-----|-----|------|------|------|
| | <= RSZ | | | | >RSZ | | |
| | 1 | 2 | 3 | 4 | 5 | 6 | 7 |
| Kohorte 09/10 | 2 | 2 | 2 | 2 | 2 | 1 | 1 |
| Schwund in % | | | | | | 50% | 50% |
| Kohorte 10/11 | 9 | 9 | 9 | 9 | 3 | 1 | |
| Schwund in % | | | | | 67% | 89% | 100% |
| Kohorte 11/12 | 6 | 6 | 6 | 6 | 2 | | |
| Schwund in % | | | | | 67% | 100% | 100% |
| Kohorte 12/13 | 12 | 11 | 11 | 10 | 6 | 3 | |
| Schwund in % | | 8% | 8% | 17% | 50% | 75% | 100% |
| Kohorte 13/14 | 10 | 10 | 10 | 8 | 1 | | |
| Schwund in % | | | | 20% | 90% | 100% | 100% |
| Kohorte 14/15 | 3 | 3 | 1 | 1 | 1 | | |
| Schwund in % | | | 67% | 67% | 67% | | |

| Mathe M.Ed. Sek | Fachsemester | | | | |
|--------------------|--------------|-------|------|-----|------|
| | <= RSZ | | >RSZ | | |
| | 1 | 2 | 3 | 4 | 5 |
| Kohorte 10/11 | 11 | 12 | 6 | 5 | 3 |
| Schwund in % | | -9% | 45% | 55% | 73% |
| Kohorte 11/12 | 12 | 12 | 10 | 3 | |
| Schwund in % | | | 17% | 75% | 100% |
| Kohorte 12/13 | 11 | 14 | 8 | 5 | |
| Schwund in % | | -27% | 27% | 55% | 100% |
| Kohorte 13/14 | 17 | 24 | 17 | 9 | 2 |
| Schwund in % | | -41% | | 47% | 88% |
| Kohorte 14/15 | 3 | 7 | 4 | 2 | |
| Schwund in % | | -133% | -33% | 33% | 100% |

| Mathe M.Ed. SonPä | Fachsemester | | | | | | |
|----------------------|--------------|------|------|-------|------|-----|------|
| | <= RSZ | | | | >RSZ | | |
| | 1 | 2 | 3 | 4 | 5 | 6 | 7 |
| Kohorte 09/10 | 7 | 8 | 8 | 8 | 4 | 1 | |
| Schwund in % | | -14% | -14% | -14% | 43% | 86% | 100% |
| Kohorte 10/11 | 6 | 6 | 7 | 6 | 5 | 3 | 2 |
| Schwund in % | | | -17% | | 17% | 50% | 67% |
| Kohorte 11/12 | 3 | 3 | 3 | 3 | 2 | 2 | 2 |
| Schwund in % | | | | | 33% | 33% | 33% |
| Kohorte 12/13 | 12 | 12 | 12 | 12 | 11 | 8 | 5 |
| Schwund in % | | | | | 8% | 33% | 58% |
| Kohorte 13/14 | 23 | 23 | 22 | 23 | 20 | 4 | 1 |
| Schwund in % | | | 4% | | 13% | 83% | 96% |
| Kohorte 14/15 | 1 | 1 | 1 | 7 | | | |
| Schwund in % | | | | -600% | 100% | | |

| Mathematik Master | Fachsemester | | | | | | |
|----------------------|--------------|------|-----|------|------|-----|-----|
| | <= RSZ | | | | >RSZ | | |
| | 1 | 2 | 3 | 4 | 5 | 6 | 7 |
| Kohorte 11/12 | 15 | 14 | 13 | 13 | 12 | 6 | 2 |
| Schwund in % | | 7% | 13% | 13% | 20% | 60% | 87% |
| Kohorte 12/13 | 10 | 11 | 10 | 11 | 8 | 4 | 1 |
| Schwund in % | | -10% | | -10% | 20% | 60% | 90% |
| Kohorte 13/14 | 18 | 19 | 17 | 16 | 11 | 9 | 4 |
| Schwund in % | | -6% | 6% | 11% | 39% | 50% | 78% |
| Kohorte 14/15 | 24 | 23 | 23 | 23 | 20 | | |
| Schwund in % | | 4% | 4% | 4% | 17% | | |

| Medical Biometry Master | Fachsemester | | | | | | |
|----------------------------|--------------|-----|-----|-----|------|------|------|
| | <= RSZ | | | | >RSZ | | |
| | 1 | 2 | 3 | 4 | 5 | 6 | 7 |
| Kohorte 10/11 | 14 | 14 | 14 | 14 | 9 | | |
| Schwund in % | | | | | 36% | 100% | 100% |
| Kohorte 12/13 | 14 | 13 | 12 | 11 | 8 | 2 | 1 |
| Schwund in % | | 7% | 14% | 21% | 43% | 86% | 93% |
| Kohorte 14/15 | 21 | 22 | 21 | 20 | 11 | | |
| Schwund in % | | -5% | | 5% | 48% | | |

Fortsetzung: Studienfallkohorten

| Technomathe VF Bachelor | Fachsemester | | | | | | | | | | |
|----------------------------|-----------------------------|-----|-----|-----|-----|-----|-------------------|-----|-----|-----|------|
| | Abbruch oder Wechsel in RSZ | | | | | | >RSZ/Abgang enth. | | | | |
| | 1 | 2 | 3 | 4 | 5 | 6 | 7 | 8 | 9 | 10 | 11 |
| Kohorte 09/10 | 45 | 40 | 20 | 21 | 19 | 18 | 10 | 4 | 2 | 1 | |
| Schwund in % | | 11% | 56% | 53% | 58% | 60% | 78% | 91% | 96% | 98% | 100% |
| Kohorte 10/11 | 31 | 24 | 19 | 15 | 14 | 15 | 6 | 4 | 3 | 2 | 1 |
| Schwund in % | | 23% | 39% | 52% | 55% | 52% | 81% | 87% | 90% | 94% | 97% |
| Kohorte 11/12 | 77 | 65 | 39 | 36 | 28 | 28 | 18 | 14 | 8 | 6 | 5 |
| Schwund in % | | 16% | 49% | 53% | 64% | 64% | 77% | 82% | 90% | 92% | 94% |
| Kohorte 12/13 | 53 | 42 | 21 | 18 | 15 | 15 | 8 | 7 | 5 | | |
| Schwund in % | | 21% | 60% | 66% | 72% | 72% | 85% | 87% | 91% | | |
| Kohorte 13/14 | 36 | 30 | 20 | 19 | 17 | 17 | 7 | | | | |
| Schwund in % | | 17% | 44% | 47% | 53% | 53% | 81% | | | | |
| Kohorte 14/15 | 29 | 24 | 11 | 10 | 8 | | | | | | |
| Schwund in % | | 17% | 62% | 66% | 72% | | | | | | |

| Technomathe Master | Fachsemester | | | | | | |
|-----------------------|--------------|------|------|------|------|-----|-----|
| | <= RSZ | | | | >RSZ | | |
| | 1 | 2 | 3 | 4 | 5 | 6 | 7 |
| Kohorte 11/12 | 11 | 11 | 10 | 9 | 8 | 6 | 2 |
| Schwund in % | | | 9% | 18% | 27% | 45% | 82% |
| Kohorte 12/13 | 6 | 10 | 7 | 7 | 7 | 3 | 1 |
| Schwund in % | | -67% | -17% | -17% | -17% | 50% | 83% |
| Kohorte 13/14 | 5 | 5 | 5 | 5 | 3 | 3 | 1 |
| Schwund in % | | | | | 40% | 40% | 80% |
| Kohorte 14/15 | 6 | 6 | 6 | 7 | 6 | | |
| Schwund in % | | | | -17% | | | |

| Wirtschaftsinformatik Bachelor | Fachsemester | | | | | | | | |
|-----------------------------------|-----------------------------|-----|-----|-----|-----|-----|------|-----|-----|
| | Abbruch oder Wechsel in RSZ | | | | | | >RSZ | | |
| | 1 | 2 | 3 | 4 | 5 | 6 | 7 | 8 | 9 |
| Kohorte 12/13 | 27 | 28 | 26 | 26 | 23 | 23 | 18 | 18 | 12 |
| Schwund in % | | -4% | 4% | 4% | 15% | 15% | 33% | 33% | 56% |
| Kohorte 13/14 | 57 | 56 | 47 | 41 | 35 | 34 | 27 | | |
| Schwund in % | | 2% | 18% | 28% | 39% | 40% | 53% | | |
| Kohorte 14/15 | 67 | 62 | 57 | 53 | 42 | | | | |
| Schwund in % | | 7% | 15% | 21% | 37% | | | | |

7. Abschlussprüfungen im Prüfungsjahr 2016 (01.10.2015-30.09.2016)

| Fach | Abschluss | WS 15/16 | | | SoSe 16 | | | Prüfungsjahr 2016 | | |
|---------------------------|-----------------------|------------|------------|------------|------------|-----------|------------|-------------------|------------|------------|
| | | M | W | Ges | M | W | Ges | M | W | Ges |
| Digitale Medien | Bachelor VF | 7 | 5 | 12 | 7 | 5 | 12 | 14 | 10 | 24 |
| Digitale Medien | Master | 3 | 8 | 11 | 9 | 3 | 12 | 12 | 11 | 23 |
| Informatik | Bachelor VF | 41 | 2 | 43 | 35 | 4 | 39 | 76 | 6 | 82 |
| Informatik | BA FWmP KF | 1 | | 1 | 1 | 1 | 2 | 2 | 1 | 3 |
| Informatik | Diplom | 8 | 2 | 10 | 2 | 1 | 3 | 10 | 3 | 13 |
| Informatik | Master | 22 | 3 | 25 | 24 | 6 | 30 | 46 | 9 | 55 |
| Elementarmathematik | BA BiPEb 1. UF | 2 | 6 | 8 | | 9 | 9 | 2 | 15 | 17 |
| Elementarmathematik | BA BiPEb 2. UF | 5 | 13 | 18 | | 7 | 7 | 5 | 20 | 25 |
| Elementarmathematik | BA BiPEb EF | 3 | 27 | 30 | 1 | 20 | 21 | 4 | 47 | 51 |
| Mathematik | Bachelor NF | 1 | 1 | 2 | | | | 1 | 1 | 2 |
| Mathematik | Bachelor VF | 7 | 6 | 13 | 11 | 4 | 15 | 18 | 10 | 28 |
| Mathematik | BA LA Gym/OS 1.F. | 6 | 8 | 14 | 4 | 5 | 9 | 10 | 13 | 23 |
| Mathematik | BA LA Gym/OS 2.F. | 4 | 2 | 6 | 1 | 2 | 3 | 5 | 4 | 9 |
| Mathematik | 1 Fach B.A. FBW | 1 | 2 | 3 | | | | 1 | 2 | 3 |
| Mathematik | 1 Fach Master Ed. Alt | 9 | 22 | 31 | 7 | 8 | 15 | 16 | 30 | 46 |
| Mathematik | 2 Fach Master Ed. Alt | 2 | 3 | 5 | | | | 2 | 3 | 5 |
| Mathematik | M.Ed.berufl. 2.LF | | | | 1 | | 1 | 1 | | 1 |
| Mathematik | M.Ed.Gy/OS 1.LF | | | | 2 | 8 | 10 | 2 | 8 | 10 |
| Mathematik | M.Ed.Gy/OS 2.LF | | | | 1 | 2 | 3 | 1 | 2 | 3 |
| Mathematik | Master | 3 | 3 | 6 | 3 | | 3 | 6 | 3 | 9 |
| Medical Biometry/Biostat. | Master | | | | 4 | 2 | 6 | 4 | 2 | 6 |
| Technomathematik | Bachelor VF | 7 | 2 | 9 | 6 | | 6 | 13 | 2 | 15 |
| Technomathematik | Master | 2 | 1 | 3 | 3 | 1 | 4 | 5 | 2 | 7 |
| Wirtschaftsinformatik | Bachelor VF | | | | 4 | 1 | 5 | 4 | 1 | 5 |
| FB Gesamt | | 134 | 116 | 250 | 126 | 89 | 215 | 260 | 205 | 465 |

8. Absolventen: Studiendauer und Alter im Prüfungsjahr 2016

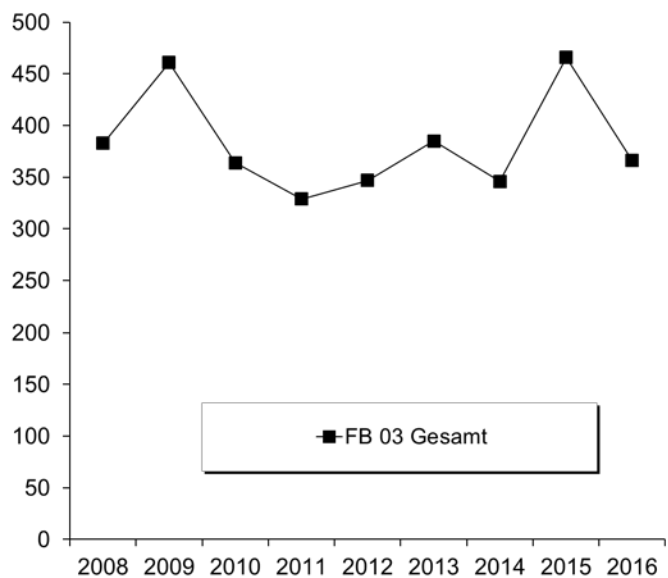
| Fach | Abschluss | Anz | Studiendauer | | Alter | |
|---------------------------|-------------------|-----|--------------|--------|-------|--------|
| | | | MW | Median | MW | Median |
| Digitale Medien | Bachelor VF | 24 | 9,58 | 9 | 24,69 | 23,67 |
| Digitale Medien | Master | 23 | 7,43 | 7 | 28,69 | 27,51 |
| Informatik | Bachelor VF | 82 | 8,63 | 8 | 25,68 | 25,06 |
| Informatik | Diplom | 13 | 20,23 | 19 | 33,21 | 32,06 |
| Informatik | Master | 55 | 5,82 | 6 | 27,46 | 26,93 |
| Mathematik | Bachelor VF | 28 | 7,43 | 7 | 24,35 | 22,83 |
| Elementarmathematik | BA BiPEb 1. UF | 17 | 6,29 | 6 | 24,56 | 22,95 |
| Elementarmathematik | 1 Fach MEd. neu | 6 | 4 | 4 | 24,96 | 24,89 |
| Mathematik | BA LA Gym/OS 1.F. | 23 | 6,65 | 6 | 23,91 | 23,57 |
| Mathematik | 1 Fach B.A. FBW | 3 | 10,33 | 9 | 30,9 | 32,83 |
| Mathematik | Master | 9 | 5,33 | 5 | 26,12 | 26,12 |
| Mathematik | 1 Fach MEd. alt | 46 | 4,98 | 5 | 26,51 | 26,14 |
| Mathematik | 1 Fach MEd. neu | 10 | 4 | 4 | 24,84 | 24,57 |
| Medical Biometry/Biostat. | Master | 6 | 4 | 4 | 27,37 | 25,55 |
| Technomathematik | Bachelor VF | 15 | 8,13 | 7 | 23,98 | 23,71 |
| Technomathematik | Master | 7 | 6 | 6 | 26,48 | 26,36 |
| Wirtschaftsinformatik | Bachelor VF | 5 | 7,2 | 7 | 24,76 | 23,27 |

9. Absolventen im Zeitverlauf vom Prüfungsjahr 2008-2016

| Fach | Abschluss | | 2008 | 2009 | 2010 | 2011 | 2012 | 2013 | 2014 | 2015 | 2016 |
|------------------|----------------------|------------|------------|------------|------------|-----------|-----------|-----------|-----------|-----------|-----------|
| Digitale Medien | Bachelor VF | M | 19 | 19 | 18 | 14 | 16 | 9 | 9 | 13 | 14 |
| | | W | 3 | 14 | 8 | 6 | 11 | 12 | 7 | 19 | 10 |
| | | Ges | 22 | 33 | 26 | 20 | 27 | 21 | 16 | 32 | 24 |
| Digitale Medien | Master | M | 14 | 9 | 6 | 3 | 12 | 8 | 5 | 21 | 12 |
| | | W | 10 | 7 | | 2 | 6 | 3 | 7 | 4 | 11 |
| | | Ges | 24 | 16 | 6 | 5 | 18 | 11 | 12 | 25 | 23 |
| Informatik | Bachelor VF | M | 6 | 10 | 16 | 13 | 21 | 45 | 55 | 50 | 76 |
| | | W | 1 | 8 | 2 | 4 | 3 | 7 | 7 | 12 | 6 |
| | | Ges | 7 | 18 | 18 | 17 | 24 | 52 | 62 | 62 | 82 |
| Informatik | Diplom | M | 107 | 109 | 81 | 68 | 59 | 58 | 42 | 71 | 10 |
| | | W | 27 | 10 | 21 | 10 | 9 | 8 | 5 | 5 | 3 |
| | | Ges | 134 | 119 | 102 | 78 | 68 | 66 | 47 | 76 | 13 |
| Informatik | Master | M | 2 | 7 | 5 | 7 | 7 | 11 | 16 | 31 | 46 |
| | | W | | 2 | 1 | 2 | 2 | 3 | 3 | 8 | 9 |
| | | Ges | 2 | 9 | 6 | 9 | 9 | 14 | 19 | 39 | 55 |
| Elementarmathe | BA BiPEb 1. UF | M | | | | | | | | | 2 |
| | | W | | | | | | | 5 | 27 | 15 |
| | | Ges | | | | | | | 5 | 27 | 17 |
| Mathematik | Bachelor HF | M | 7 | 9 | 5 | 4 | 5 | 5 | 12 | 7 | |
| | | W | 2 | 15 | 10 | 4 | 4 | 8 | 6 | 6 | |
| | | Ges | 9 | 24 | 15 | 8 | 9 | 13 | 18 | 13 | |
| Mathematik | Bachelor VF | M | | | | 11 | 10 | 10 | 13 | 17 | 18 |
| | | W | | | | 6 | 7 | 7 | 7 | 11 | 10 |
| | | Ges | | | | 17 | 17 | 17 | 20 | 28 | 28 |
| Mathematik | BA LA Gym/OS 1.F. | M | | | | | | | | 10 | 10 |
| | | W | | | | | | | 2 | 18 | 13 |
| | | Ges | | | | | | | 2 | 28 | 23 |
| Mathematik | 1 Fach B.A. FBW | M | 23 | 10 | 6 | 4 | 10 | 11 | 10 | 3 | 1 |
| | | W | 33 | 38 | 36 | 18 | 40 | 67 | 30 | 6 | 2 |
| | | Ges | 56 | 48 | 42 | 22 | 50 | 78 | 40 | 9 | 3 |
| Mathematik | Diplom | M | 16 | 20 | 10 | 25 | 14 | 21 | 8 | 6 | |
| | | W | 5 | 7 | 3 | 6 | 14 | 10 | 3 | 1 | |
| | | Ges | 21 | 27 | 13 | 31 | 28 | 31 | 11 | 7 | |
| Mathematik | Master | M | | | | | | | 11 | 8 | 6 |
| | | W | | | | | | | 2 | 5 | 3 |
| | | Ges | | | | | | | 13 | 13 | 9 |
| Mathematik | 1. F. Master Ed. Alt | M | | 6 | 15 | 12 | 14 | 11 | 9 | 16 | 16 |
| | | W | | 5 | 32 | 47 | 38 | 29 | 49 | 50 | 30 |
| | | Ges | | 11 | 47 | 59 | 52 | 40 | 58 | 66 | 46 |
| Mathematik | M.Ed.GY/OS 1.LF | M | | | | | | | | | 2 |
| | | W | | | | | | | | | 8 |
| | | Ges | | | | | | | | | 10 |
| Medical Biometry | Master | M | | 2 | | 3 | | 7 | | 5 | 4 |
| | | W | 2 | 3 | 2 | 8 | | 7 | 1 | 5 | 2 |
| | | Ges | 2 | 5 | 2 | 11 | | 14 | 1 | 10 | 6 |
| Technomathematik | Bachelor VF | M | | | | 5 | 7 | 6 | 9 | 11 | 13 |
| | | W | | | | 3 | 3 | 6 | 2 | 4 | 2 |
| | | Ges | | | | 8 | 10 | 12 | 11 | 15 | 15 |
| Technomathematik | Diplom | M | 4 | 4 | 5 | 12 | 15 | 11 | 4 | 1 | |
| | | W | 1 | 1 | 3 | 4 | 4 | 2 | 1 | 1 | |
| | | Ges | 5 | 5 | 8 | 16 | 19 | 13 | 5 | 2 | |
| Technomathematik | Master | M | | | | | | 1 | 3 | 8 | 5 |
| | | W | | | | | | | 3 | 4 | 2 |
| | | Ges | | | | | | 1 | 6 | 12 | 7 |

Fortsetzung: Absolventen im Zeitverlauf

| Fach | Abschluss | | 2008 | 2009 | 2010 | 2011 | 2012 | 2013 | 2014 | 2015 | 2016 |
|-----------------------|-------------|------------|------------|------------|------------|------------|------------|------------|------------|------------|----------|
| Wirtschaftsinformatik | Bachelor VF | M | | | | | | | | 2 | 4 |
| | | W | | | | | | | | | 1 |
| | | Ges | | | | | | | | | 2 |
| FB 03 Gesamt | | M | 226 | 254 | 186 | 195 | 196 | 215 | 206 | 280 | 239 |
| | | W | 157 | 207 | 178 | 134 | 151 | 170 | 140 | 186 | 127 |
| | Ges | 383 | 461 | 364 | 329 | 347 | 385 | 346 | 466 | 366 | |



E. Fachbereich 04

1. Studienfälle nach Fachsemestern im WS 16/17

| Studiengang | Abschluß | G | 1 | 2 | 3 | 4 | 5 | 6 | 7 | 8 | 9 | 10 | 11 | 12 | 13-14 | >14 | Ges | RSZ |
|-------------------------|----------|------|------------|-----------|------------|-----------|------------|----------|-----------|----------|-----------|----------|-----------|----------|-----------|----------|------------|------------|
| Berufliche Bildung | Bachelor | VF M | 27 | 5 | 23 | 7 | 8 | 1 | 9 | 1 | 6 | | | | | | 87 | 71 |
| Berufliche Bildung | Bachelor | VF W | 10 | 6 | 6 | | 7 | | | | | | | | | | 29 | 29 |
| Ges | | | 37 | 11 | 29 | 7 | 15 | 1 | 9 | 1 | 6 | | | | | | 116 | 100 |
| Produktionstechnik | Bachelor | VF M | 73 | 2 | 67 | 1 | 47 | 2 | 60 | 1 | 45 | | 17 | 5 | 13 | 6 | 339 | 252 |
| Produktionstechnik | Bachelor | VF W | 13 | 1 | 6 | | 13 | 1 | 9 | | 5 | | | | 1 | | 49 | 43 |
| Ges | | | 86 | 3 | 73 | 1 | 60 | 3 | 69 | 1 | 50 | | 17 | 5 | 14 | 6 | 388 | 295 |
| Produktionstechnik I | Master | M | 64 | 39 | 47 | 38 | 21 | 7 | 4 | 2 | | | 1 | | | | 223 | 150 |
| Produktionstechnik I | Master | W | 11 | 8 | 8 | 4 | 7 | | 1 | | 1 | 1 | | | | | 41 | 27 |
| Ges | | | 75 | 47 | 55 | 42 | 28 | 7 | 5 | 2 | 1 | 1 | 1 | | | | 264 | 177 |
| Produktionstechnik II | Master | M | 9 | 6 | 4 | 3 | 12 | 5 | 3 | 1 | | | 2 | 1 | | | 46 | 22 |
| Produktionstechnik II | Master | W | 1 | 3 | 9 | | | | | | | | | | | | 13 | 13 |
| Ges | | | 10 | 9 | 13 | 3 | 12 | 5 | 3 | 1 | | | 2 | 1 | | | 59 | 35 |
| Systems Engineering | Bachelor | VF M | 61 | 3 | 39 | 2 | 19 | 1 | 20 | | 9 | 2 | 8 | | 2 | 7 | 173 | 145 |
| Systems Engineering | Bachelor | VF W | 12 | | 4 | | 2 | | 2 | | 2 | | | | 3 | 1 | 26 | 20 |
| Ges | | | 73 | 3 | 43 | 2 | 21 | 1 | 22 | | 11 | 2 | 8 | | 5 | 8 | 199 | 165 |
| Systems Engineering | Master | M | 19 | 10 | 13 | 9 | 8 | 3 | 1 | | | | | | | | 63 | 42 |
| Systems Engineering | Master | W | 2 | | 1 | | 2 | | | 1 | | 1 | | | | | 7 | 3 |
| Ges | | | 21 | 10 | 14 | 9 | 10 | 3 | 1 | 1 | | 1 | | | | | 70 | 45 |
| Wirtschaftsing.Ptechnik | Bachelor | VF M | 104 | 1 | 93 | 3 | 80 | 3 | 64 | 5 | 22 | 2 | 10 | 2 | 7 | 8 | 404 | 284 |
| Wirtschaftsing.Ptechnik | Bachelor | VF W | 28 | 1 | 30 | 1 | 28 | 3 | 19 | 1 | 16 | 1 | 1 | | 2 | | 131 | 91 |
| Ges | | | 132 | 2 | 123 | 4 | 108 | 6 | 83 | 6 | 38 | 3 | 11 | 2 | 9 | 8 | 535 | 375 |
| Wirtschaftsing.Ptechnik | Master | M | 44 | 3 | 54 | 2 | 35 | 5 | 15 | | 4 | | 4 | 1 | 1 | | 168 | 103 |
| Wirtschaftsing.Ptechnik | Master | W | 7 | | 17 | 1 | 10 | 1 | 5 | | | | 1 | | | | 42 | 25 |
| Ges | | | 51 | 3 | 71 | 3 | 45 | 6 | 20 | | 4 | | 5 | 1 | 1 | | 210 | 128 |

Studienfälle im FB 04: 1841

2. Studienfälle nach Hochschulsesemestern im WS 16/17

| Studiengang | Abschluß | G | 1 | 2 | 3 | 4 | 5 | 6 | 7 | 8 | 9 | 10 | 11 | 12 | 13-14 | >14 | Ges |
|-------------------------|----------|------|------------|----------|------------|----------|-----------|----------|-----------|----------|-----------|----------|-----------|-----------|-----------|-----------|------------|
| Berufliche Bildung | Bachelor | VF M | 12 | 3 | 18 | 7 | 10 | 2 | 9 | 3 | 10 | 1 | 2 | 5 | 1 | 4 | 87 |
| Berufliche Bildung | Bachelor | VF W | 2 | | 5 | | 4 | | | | 4 | | 4 | 1 | 6 | 3 | 29 |
| Ges | | | 14 | 3 | 23 | 7 | 14 | 2 | 9 | 3 | 14 | 1 | 6 | 6 | 7 | 7 | 116 |
| Produktionstechnik | Bachelor | VF M | 71 | 1 | 56 | 2 | 46 | | 58 | | 49 | 1 | 15 | 3 | 14 | 23 | 339 |
| Produktionstechnik | Bachelor | VF W | 11 | | 3 | | 12 | | 13 | | 6 | | 1 | 1 | 2 | | 49 |
| Ges | | | 82 | 1 | 59 | 2 | 58 | | 71 | | 55 | 1 | 16 | 4 | 16 | 23 | 388 |
| Produktionstechnik I | Master | M | | 1 | | | | | 4 | 5 | 40 | 5 | 73 | 8 | 55 | 32 | 223 |
| Produktionstechnik I | Master | W | 1 | | | | | | | 2 | 5 | 2 | 8 | 2 | 11 | 10 | 41 |
| Ges | | | 1 | 1 | | | | | 4 | 7 | 45 | 7 | 81 | 10 | 66 | 42 | 264 |
| Produktionstechnik II | Master | M | | | | | 2 | | 2 | 1 | 6 | 1 | 9 | 1 | 14 | 10 | 46 |
| Produktionstechnik II | Master | W | | | | | | | | | 6 | | 4 | 3 | | | 13 |
| Ges | | | | | | | 2 | | 2 | 1 | 12 | 1 | 13 | 4 | 14 | 10 | 59 |
| Systems Engineering | Bachelor | VF M | 47 | | 40 | 2 | 19 | 2 | 20 | | 9 | | 13 | | 8 | 13 | 173 |
| Systems Engineering | Bachelor | VF W | 11 | | 3 | | 2 | 1 | 1 | | 2 | | | | 3 | 3 | 26 |
| Ges | | | 58 | | 43 | 2 | 21 | 3 | 21 | | 11 | | 13 | | 11 | 16 | 199 |
| Systems Engineering | Master | M | | | | | | | 2 | | 7 | 5 | 21 | | 12 | 16 | 63 |
| Systems Engineering | Master | W | | | | | | | 1 | | | 1 | 1 | 2 | 2 | 7 | |
| Ges | | | | | | | | | 3 | | 7 | 6 | 22 | | 14 | 18 | 70 |
| Wirtschaftsing.Ptechnik | Bachelor | VF M | 83 | 4 | 85 | 2 | 70 | 1 | 62 | 2 | 37 | 3 | 16 | 3 | 18 | 18 | 404 |
| Wirtschaftsing.Ptechnik | Bachelor | VF W | 24 | | 33 | | 22 | | 22 | | 20 | 1 | 4 | 1 | 1 | 3 | 131 |
| Ges | | | 107 | 4 | 118 | 2 | 92 | 1 | 84 | 2 | 57 | 4 | 20 | 4 | 19 | 21 | 535 |
| Wirtschaftsing.Ptechnik | Master | M | 2 | | 1 | 1 | 1 | | 15 | 3 | 34 | 1 | 46 | 4 | 30 | 30 | 168 |
| Wirtschaftsing.Ptechnik | Master | W | 1 | | 2 | | 2 | | 2 | 1 | 7 | | 9 | | 11 | 7 | 42 |
| Ges | | | 3 | | 3 | 1 | 3 | | 17 | 4 | 41 | 1 | 55 | 4 | 41 | 37 | 210 |

Studienfälle im FB 04: 1841

3. Studienfälle nach Status, Geschlecht und Staatsangehörigkeit im WS 16/17

| Studiengang | Abschluß | G | Deutsche Studierende | | | | | | | Ausländische Studierende | | | | | Ges. | | |
|-------------------------|----------|------------|----------------------|----------|-----------|----------|-----------|----------|------------|--------------------------|----------|----------|----------|-----------|----------|------------|------------|
| | | | Rückmeld. | | Neuein. | | Erst- | Beur- | Ges. | Rückmeld. | | Neuein. | | Erst- | | Beur- | Ges. |
| | | | Fortg | 1 FS | 1 FS | Fortg | | | | ein. | laubt | Fortg | 1 FS | | | | |
| Berufliche Bildung | Bachelor | VF M | 50 | 3 | 11 | | 12 | 3 | 79 | 6 | 1 | | | | 1 | 8 | 87 |
| Berufliche Bildung | Bachelor | VF W | 19 | 2 | 6 | | 2 | | 29 | | | | | | | | 29 |
| | | Ges | 69 | 5 | 17 | | 14 | 3 | 108 | 6 | 1 | | | 1 | 8 | 116 | |
| Produktionstechnik | Bachelor | VF M | 232 | 1 | 1 | 1 | 58 | | 293 | 33 | | | | 13 | | 46 | 339 |
| Produktionstechnik | Bachelor | VF W | 30 | | 1 | 1 | 10 | | 42 | 4 | 1 | | | 1 | 1 | 7 | 49 |
| | | Ges | 262 | 1 | 2 | 2 | 68 | | 335 | 37 | 1 | | | 14 | 1 | 53 | 388 |
| Produktionstechnik I | Master | M | 136 | | 61 | 2 | | 5 | 204 | 15 | | 3 | | | 1 | 19 | 223 |
| Produktionstechnik I | Master | W | 24 | | 10 | 1 | | 3 | 38 | 2 | | | | 1 | | 3 | 41 |
| | | Ges | 160 | | 71 | 3 | | 8 | 242 | 17 | | 3 | | 1 | 1 | 22 | 264 |
| Produktionstechnik II | Master | M | 33 | | 8 | | | | 41 | 4 | | 1 | | | | 5 | 46 |
| Produktionstechnik II | Master | W | 12 | | 1 | | | | 13 | | | | | | | | 13 |
| | | Ges | 45 | | 9 | | | | 54 | 4 | | 1 | | | | 5 | 59 |
| Systems Engineering | Bachelor | VF M | 101 | 3 | 8 | 2 | 43 | 2 | 159 | 6 | 1 | 2 | | 4 | 1 | 14 | 173 |
| Systems Engineering | Bachelor | VF W | 8 | 1 | | | 11 | | 20 | 6 | | | | | | 6 | 26 |
| | | Ges | 109 | 4 | 8 | 2 | 54 | 2 | 179 | 12 | 1 | 2 | | 4 | 1 | 20 | 199 |
| Systems Engineering | Master | M | 36 | | 18 | | | 2 | 56 | 6 | | 1 | | | | 7 | 63 |
| Systems Engineering | Master | W | 3 | | 2 | | | | 5 | 2 | | | | | | 2 | 7 |
| | | Ges | 39 | | 20 | | | 2 | 61 | 8 | | 1 | | | | 9 | 70 |
| Wirtschaftsing.Ptechnik | Bachelor | VF M | 257 | 6 | 14 | 2 | 76 | 5 | 360 | 36 | | 1 | | 7 | | 44 | 404 |
| Wirtschaftsing.Ptechnik | Bachelor | VF W | 81 | | 3 | 1 | 17 | | 102 | 20 | 1 | | | 7 | 1 | 29 | 131 |
| | | Ges | 338 | 6 | 17 | 3 | 93 | 5 | 462 | 56 | 1 | 1 | | 14 | 1 | 73 | 535 |
| Wirtschaftsing.Ptechnik | Master | M | 101 | 1 | 39 | 1 | | 4 | 146 | 15 | | 2 | 1 | 2 | 2 | 22 | 168 |
| Wirtschaftsing.Ptechnik | Master | W | 27 | | 6 | | | 1 | 34 | 7 | | | | 1 | | 8 | 42 |
| | | Ges | 128 | 1 | 45 | 1 | | 5 | 180 | 22 | | 2 | 1 | 3 | 2 | 30 | 210 |

Studienfälle im FB 04: 1841

4. Studienfälle nach Alter im WS 16/17

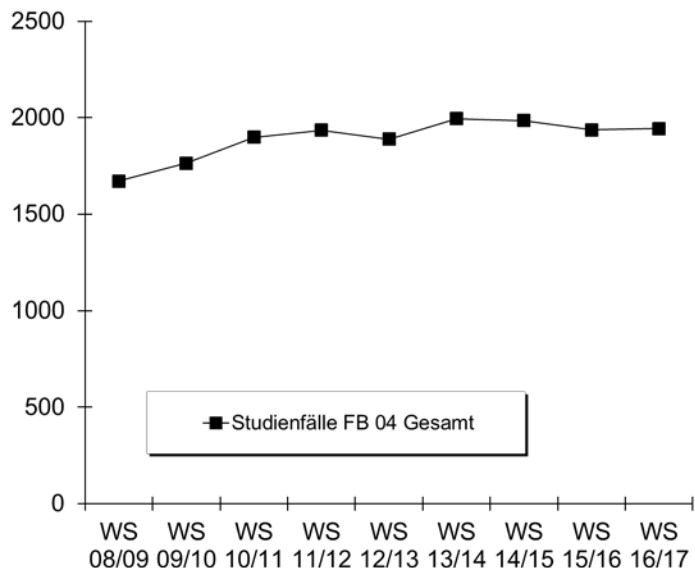
| Studiengang | Abschluß | G | Gesamt | | 1. FS | | 1. HS | |
|-------------------------|----------|------------|------------|--------------|------------|--------------|------------|--------------|
| | | | Anzahl | Ø Alter | Anzahl | Ø Alter | Anzahl | Ø Alter |
| Berufliche Bildung | Bachelor | VF M | 87 | 29,36 | 27 | 25,32 | 12 | 22,34 |
| Berufliche Bildung | Bachelor | VF W | 29 | 26,77 | 10 | 27,09 | 2 | 22,10 |
| | | Ges | 116 | 28,72 | 37 | 25,79 | 14 | 22,30 |
| Produktionstechnik | Bachelor | VF M | 339 | 23,25 | 73 | 19,98 | 71 | 19,98 |
| Produktionstechnik | Bachelor | VF W | 49 | 23,11 | 13 | 20,92 | 11 | 20,45 |
| | | Ges | 388 | 23,23 | 86 | 20,13 | 82 | 20,04 |
| Produktionstechnik I | Master | M | 223 | 27,04 | 64 | 25,59 | | |
| Produktionstechnik I | Master | W | 41 | 26,66 | 11 | 25,02 | 1 | 24,88 |
| | | Ges | 264 | 26,98 | 75 | 25,50 | 1 | 24,88 |
| Produktionstechnik II | Master | M | 46 | 27,21 | 9 | 24,92 | | |
| Produktionstechnik II | Master | W | 13 | 25,10 | 1 | 22,63 | | |
| | | Ges | 59 | 26,74 | 10 | 24,69 | | |
| Systems Engineering | Bachelor | VF M | 173 | 23,16 | 61 | 21,67 | 47 | 20,55 |
| Systems Engineering | Bachelor | VF W | 26 | 23,23 | 12 | 20,56 | 11 | 19,89 |
| | | Ges | 199 | 23,17 | 73 | 21,49 | 58 | 20,43 |
| Systems Engineering | Master | M | 63 | 26,97 | 19 | 26,12 | | |
| Systems Engineering | Master | W | 7 | 27,94 | 2 | 23,88 | | |
| | | Ges | 70 | 27,06 | 21 | 25,90 | | |
| Wirtschaftsing.Ptechnik | Bachelor | VF M | 404 | 23,17 | 104 | 20,92 | 83 | 20,56 |
| Wirtschaftsing.Ptechnik | Bachelor | VF W | 131 | 23,26 | 28 | 20,40 | 24 | 20,30 |
| | | Ges | 535 | 23,19 | 132 | 20,81 | 107 | 20,50 |
| Wirtschaftsing.Ptechnik | Master | M | 168 | 26,42 | 44 | 24,87 | 2 | 29,41 |
| Wirtschaftsing.Ptechnik | Master | W | 42 | 26,09 | 7 | 24,76 | 1 | 24,24 |
| | | Ges | 210 | 26,36 | 51 | 24,85 | 3 | 27,69 |

5. Studienfallentwicklung vom WS 08/09 – WS 16/17

a) Studienfälle insgesamt

| | | WS 08/09 | WS 09/10 | WS 10/11 | WS 11/12 | WS 12/13 | WS 13/14 | WS 14/15 | WS 15/16 | WS 16/17 |
|----------------------------------|-----|-------------|-------------|-------------|-------------|-------------|-------------|-------------|-------------|-------------|
| Studienfälle FB 04 Gesamt | | 1671 | 1763 | 1898 | 1934 | 1889 | 1994 | 1984 | 1936 | 1943 |
| | Ges | | | | | | | | | |
| | M | 1369 | 1434 | 1537 | 1576 | 1523 | 1621 | 1594 | 1557 | 1572 |
| | W | 302 | 329 | 361 | 358 | 366 | 373 | 390 | 379 | 371 |
| Berufliche Bildung | | | | | | 46 | 63 | 95 | 116 | 116 |
| Bachelor | Ges | | | | | 46 | 63 | 95 | 116 | 116 |
| | M | | | | | 36 | 49 | 62 | 76 | 87 |
| | W | | | | | 10 | 14 | 33 | 40 | 29 |
| Prod.tech./Maschinenbau | | 513 | 535 | 695 | 756 | 753 | 809 | 762 | 780 | 803 |
| Bachelor | Ges | 223 | 271 | 352 | 409 | 465 | 474 | 419 | 415 | 388 |
| | M | 199 | 240 | 304 | 355 | 411 | 416 | 359 | 367 | 339 |
| | W | 24 | 31 | 48 | 54 | 54 | 58 | 60 | 48 | 49 |
| Master | Ges | | | 109 | 166 | 196 | 250 | 254 | 278 | 323 |
| | M | | | 89 | 138 | 149 | 205 | 214 | 231 | 269 |
| | W | | | 20 | 28 | 47 | 45 | 40 | 47 | 54 |
| Promotion | Ges | 53 | 67 | 89 | 93 | 92 | 85 | 89 | 87 | 92 |
| | M | 41 | 49 | 65 | 68 | 69 | 63 | 62 | 59 | 62 |
| | W | 12 | 18 | 24 | 25 | 23 | 22 | 27 | 28 | 30 |
| System Engineering | | 189 | 200 | 232 | 252 | 261 | 273 | 280 | 265 | 269 |
| Bachelor | Ges | 156 | 160 | 190 | 195 | 201 | 207 | 209 | 200 | 199 |
| | M | 136 | 144 | 165 | 169 | 176 | 182 | 187 | 179 | 173 |
| | W | 20 | 16 | 25 | 26 | 25 | 25 | 22 | 21 | 26 |
| Master | Ges | 33 | 40 | 42 | 57 | 60 | 66 | 71 | 65 | 70 |
| | M | 29 | 35 | 37 | 50 | 49 | 54 | 61 | 57 | 63 |
| | W | 4 | 5 | 5 | 7 | 11 | 12 | 10 | 8 | 7 |
| Wirtschaftsingenieurwesen | | 893 | 915 | 924 | 908 | 818 | 843 | 843 | 775 | 755 |
| Bachelor | Ges | 433 | 509 | 502 | 485 | 527 | 520 | 554 | 536 | 535 |
| | M | 337 | 394 | 383 | 370 | 399 | 401 | 431 | 406 | 404 |
| | W | 96 | 115 | 119 | 115 | 128 | 119 | 123 | 130 | 131 |
| Master | Ges | | 27 | 130 | 234 | 287 | 317 | 279 | 228 | 210 |
| | M | | 24 | 110 | 190 | 225 | 241 | 207 | 174 | 168 |
| | W | | 3 | 20 | 44 | 62 | 76 | 72 | 54 | 42 |
| Promotion | Ges | 1 | 4 | 5 | 4 | 4 | 6 | 10 | 11 | 10 |
| | M | 1 | 3 | 2 | 1 | 2 | 5 | 7 | 8 | 7 |
| | W | | 1 | 3 | 3 | 2 | 1 | 3 | 3 | 3 |

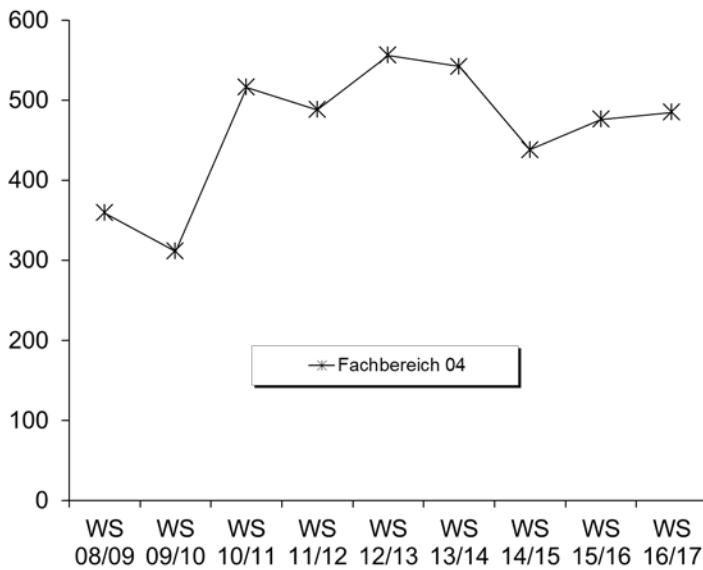
Fortsetzung: Grafik zu Studienfälle insgesamt



b) Studienfälle im 1. Fachsemester

| Studiengang | Abschluss | | WS 08/09 | WS 09/10 | WS 10/11 | WS 11/12 | WS 12/13 | WS 13/14 | WS 14/15 | WS 15/16 | WS 16/17 |
|--------------------------|-------------|------------|------------|------------|------------|------------|------------|------------|------------|------------|------------|
| Berufliche Bildung | Bachelor VF | M | | | | | 36 | 29 | 23 | 30 | 27 |
| | | W | | | | | 10 | 5 | 20 | 19 | 10 |
| | | Ges | | | | | 46 | 34 | 43 | 49 | 37 |
| Prod.tech./Maschinenbau | Bachelor VF | M | 85 | 64 | 118 | 123 | 137 | 130 | 58 | 80 | 73 |
| | | W | 13 | 9 | 19 | 14 | 15 | 17 | 18 | 7 | 13 |
| | | Ges | 98 | 73 | 137 | 137 | 152 | 147 | 76 | 87 | 86 |
| Produktionstechnik I | Master | M | | | 45 | 35 | 36 | 51 | 38 | 49 | 64 |
| | | W | | | 4 | 5 | 7 | 5 | 8 | 7 | 11 |
| | | Ges | | | 49 | 40 | 43 | 56 | 46 | 56 | 75 |
| Produktionstechnik II | Master | M | | | 13 | 8 | 4 | 14 | 12 | 4 | 9 |
| | | W | | | 6 | 3 | 3 | 2 | 1 | 10 | 1 |
| | | Ges | | | 19 | 11 | 7 | 16 | 13 | 14 | 10 |
| System Engineering | Bachelor VF | M | 45 | 40 | 45 | 48 | 39 | 47 | 51 | 55 | 61 |
| | | W | 9 | 2 | 12 | 7 | 5 | 9 | 10 | 9 | 12 |
| | | Ges | 54 | 42 | 57 | 55 | 44 | 56 | 61 | 64 | 73 |
| System Engineering | Master | M | 9 | 16 | 6 | 13 | 16 | 18 | 15 | 13 | 19 |
| | | W | 2 | 2 | 1 | 3 | 3 | 2 | 2 | 1 | 2 |
| | | Ges | 11 | 18 | 7 | 16 | 19 | 20 | 17 | 14 | 21 |
| Wirtschaftsing.Prodtech. | Bachelor VF | M | 130 | 100 | 116 | 102 | 116 | 102 | 108 | 96 | 104 |
| | | W | 47 | 33 | 31 | 30 | 44 | 28 | 30 | 39 | 28 |
| | | Ges | 177 | 133 | 147 | 132 | 160 | 130 | 138 | 135 | 132 |
| Wirtschaftsingenieur | Master | M | | 24 | 83 | 73 | 59 | 64 | 30 | 42 | 44 |
| | | W | | 3 | 17 | 24 | 26 | 19 | 14 | 15 | 7 |
| | | Ges | | 27 | 100 | 97 | 85 | 83 | 44 | 57 | 51 |
| Fachbereich 04 | | M | 287 | 256 | 426 | 402 | 443 | 455 | 335 | 369 | 401 |
| | | W | 72 | 55 | 90 | 86 | 113 | 87 | 103 | 107 | 84 |
| | | Ges | 359 | 311 | 516 | 488 | 556 | 542 | 438 | 476 | 485 |

Fortsetzung. Studienfälle im 1. Fachsemester



6. Studienfallkohorten bis zum WS 14/15

| Berufliche Bildung VF | Fachsemester | | | | |
|-----------------------|-----------------------------|-----|-----|-----|-----|
| | Abbruch oder Wechsel in RSZ | | | | |
| Bachelor | 1 | 2 | 3 | 4 | 5 |
| Kohorte 14/15 | 43 | 34 | 16 | 16 | 15 |
| Schwund in % | | 21% | 63% | 63% | 65% |

| Prod.tech/Maschinenbau VF | Fachsemester | | | | | | | | | | |
|---------------------------|-----------------------------|-----|-----|-----|-----|-----|-----|-------------------|-----|-----|-----|
| | Abbruch oder Wechsel in RSZ | | | | | | | >RSZ/Abgang enth. | | | |
| Bachelor | 1 | 2 | 3 | 4 | 5 | 6 | 7 | 8 | 9 | 10 | 11 |
| Kohorte 09/10 | 73 | 69 | 65 | 63 | 60 | 64 | 61 | 49 | 22 | 13 | 12 |
| Schwund in % | | 5% | 11% | 14% | 18% | 12% | 16% | 33% | 70% | 82% | 84% |
| Kohorte 10/11 | 137 | 126 | 108 | 103 | 97 | 93 | 84 | 73 | 51 | 36 | 24 |
| Schwund in % | | 8% | 21% | 25% | 29% | 32% | 39% | 47% | 63% | 74% | 82% |
| Kohorte 11/12 | 137 | 131 | 103 | 98 | 81 | 76 | 73 | 65 | 47 | 36 | 17 |
| Schwund in % | | 4% | 25% | 28% | 41% | 45% | 47% | 53% | 66% | 74% | 88% |
| Kohorte 12/13 | 152 | 142 | 107 | 98 | 86 | 83 | 82 | 77 | 50 | | |
| Schwund in % | | 7% | 30% | 36% | 43% | 45% | 46% | 49% | 67% | | |
| Kohorte 13/14 | 147 | 129 | 95 | 89 | 79 | 77 | 69 | | | | |
| Schwund in % | | 12% | 35% | 39% | 46% | 48% | 53% | | | | |
| Kohorte 14/15 | 76 | 76 | 70 | 66 | 60 | | | | | | |
| Schwund in % | | | 8% | 13% | 21% | | | | | | |

| Produktionstechnik I | Fachsemester | | | | | | | | |
|----------------------|--------------|------|------|---------------------------------|-----|-----|-----|-----|------|
| | <= RSZ | | | > RSZ/Abgang wg. Abschluß enth. | | | | | |
| Master | 1 | 2 | 3 | 4 | 5 | 6 | 7 | 8 | 9 |
| Kohorte 10/11 | 49 | 66 | 36 | 32 | 13 | 7 | 1 | 1 | |
| Schwund in % | | -35% | 27% | 35% | 73% | 86% | 98% | 98% | 100% |
| Kohorte 11/12 | 40 | 34 | 32 | 31 | 23 | 11 | 4 | 3 | 2 |
| Schwund in % | | 15% | 20% | 23% | 43% | 73% | 90% | 93% | 95% |
| Kohorte 12/13 | 43 | 44 | 44 | 36 | 20 | 10 | 2 | 1 | 1 |
| Schwund in % | | -2% | -2% | 16% | 53% | 77% | 95% | 98% | 98% |
| Kohorte 13/14 | 56 | 53 | 50 | 44 | 23 | 14 | 5 | | |
| Schwund in % | | 5% | 11% | 21% | 59% | 75% | 91% | | |
| Kohorte 14/15 | 46 | 49 | 52 | 45 | 28 | | | | |
| Schwund in % | | -7% | -13% | 2% | 39% | | | | |

Fortsetzung: Studienfallkohorten

| Produktionstechnik II Master | Fachsemester | | | | | | | | |
|---------------------------------|--------------|------|------|------|---------------------------|-----|-----|-----|------|
| | <= RSZ | | | | > RSZ/Abgang wg. Abschluß | | | | |
| | 1 | 2 | 3 | 4 | 5 | 6 | 7 | 8 | 9 |
| Kohorte 10/11 | 19 | 31 | 18 | 18 | 16 | 11 | 6 | 1 | |
| Schwund in % | | -63% | 5% | 5% | 16% | 42% | 68% | 95% | 100% |
| Kohorte 11/12 | 11 | 7 | 8 | 9 | 8 | 6 | 5 | 5 | 2 |
| Schwund in % | | 36% | 27% | 18% | 27% | 45% | 55% | 55% | 82% |
| Kohorte 12/13 | 7 | 9 | 7 | 6 | 6 | 5 | 1 | 1 | |
| Schwund in % | | -29% | | 14% | 14% | 29% | 86% | 86% | 100% |
| Kohorte 13/14 | 16 | 17 | 18 | 18 | 16 | 9 | 3 | | |
| Schwund in % | | -6% | -13% | -13% | | 44% | 81% | | |
| Kohorte 14/15 | 13 | 12 | 12 | 12 | 12 | | | | |
| Schwund in % | | 8% | 8% | 8% | 8% | | | | |

| Systems Eng. VF Bachelor | Fachsemester | | | | | | | | | | | | |
|-----------------------------|-----------------------------|-----|-----|-----|-----|-----|-----|-------------------|-----|-----|-----|-----|-----|
| | Abbruch oder Wechsel in RSZ | | | | | | | >RSZ/Abgang enth. | | | | | |
| | 1 | 2 | 3 | 4 | 5 | 6 | 7 | 8 | 9 | 10 | 11 | 12 | 13 |
| Kohorte 09/10 | 42 | 41 | 33 | 30 | 27 | 26 | 24 | 24 | 19 | 12 | 11 | 6 | 5 |
| Schwund in % | | 2% | 21% | 29% | 36% | 38% | 43% | 43% | 55% | 71% | 74% | 86% | 88% |
| Kohorte 10/11 | 57 | 56 | 42 | 41 | 41 | 40 | 37 | 28 | 20 | 14 | 9 | 6 | 5 |
| Schwund in % | | 2% | 26% | 28% | 28% | 30% | 35% | 51% | 65% | 75% | 84% | 89% | 91% |
| Kohorte 11/12 | 55 | 57 | 45 | 41 | 38 | 38 | 34 | 28 | 19 | 11 | 8 | | |
| Schwund in % | | -4% | 18% | 25% | 31% | 31% | 38% | 49% | 65% | 80% | 85% | | |
| Kohorte 12/13 | 44 | 39 | 28 | 24 | 21 | 19 | 19 | 17 | 11 | | | | |
| Schwund in % | | 11% | 36% | 45% | 52% | 57% | 57% | 61% | 75% | | | | |
| Kohorte 13/14 | 56 | 49 | 39 | 38 | 29 | 27 | 22 | | | | | | |
| Schwund in % | | 13% | 30% | 32% | 48% | 52% | 61% | | | | | | |
| Kohorte 14/15 | 61 | 50 | 34 | 32 | 21 | | | | | | | | |
| Schwund in % | | 18% | 44% | 48% | 66% | | | | | | | | |

| Systems Eng. Master | Fachsemester | | | | | | | | | | |
|------------------------|--------------|-------|------|---------------------------------|-----|-----|------|------|------|------|------|
| | <= RSZ | | | > RSZ/Abgang wg. Abschluß enth. | | | | | | | |
| | 1 | 2 | 3 | 4 | 5 | 6 | 7 | 8 | 9 | 10 | 11 |
| Kohorte 09/10 | 18 | 21 | 17 | 16 | 6 | 4 | 2 | 1 | 1 | 1 | 1 |
| Schwund in % | | -17% | 6% | 11% | 67% | 78% | 89% | 94% | 94% | 94% | 94% |
| Kohorte 10/11 | 7 | 26 | 8 | 8 | 2 | 1 | | | | | |
| Schwund in % | | -271% | -14% | -14% | 71% | 86% | 100% | 100% | 100% | 100% | 100% |
| Kohorte 11/12 | 16 | 12 | 16 | 11 | 6 | 2 | | 1 | | | |
| Schwund in % | | 25% | | 31% | 63% | 88% | 100% | 94% | 100% | 100% | 100% |
| Kohorte 12/13 | 19 | 16 | 16 | 15 | 6 | 2 | 1 | | | | |
| Schwund in % | | 16% | 16% | 21% | 68% | 89% | 95% | 100% | 100% | | |
| Kohorte 13/14 | 20 | 23 | 19 | 20 | 2 | 1 | 1 | | | | |
| Schwund in % | | -15% | 5% | | 90% | 95% | 95% | | | | |
| Kohorte 14/15 | 17 | 20 | 17 | 15 | 10 | | | | | | |
| Schwund in % | | -18% | | 12% | 41% | | | | | | |

| WirtschaftsIng. VF Bachelor | Fachsemester | | | | | | | | | | | | |
|--------------------------------|-----------------------------|-----|-----|-----|-----|-----|-------------------|-----|-----|-----|-----|-----|-----|
| | Abbruch oder Wechsel in RSZ | | | | | | >RSZ/Abgang enth. | | | | | | |
| | 1 | 2 | 3 | 4 | 5 | 6 | 7 | 8 | 9 | 10 | 11 | 12 | 13 |
| Kohorte 09/10 | 133 | 141 | 126 | 125 | 116 | 121 | 71 | 53 | 26 | 21 | 19 | 14 | 9 |
| Schwund in % | | -6% | 5% | 6% | 13% | 9% | 47% | 60% | 80% | 84% | 86% | 89% | 93% |
| Kohorte 10/11 | 147 | 147 | 136 | 136 | 130 | 126 | 75 | 55 | 30 | 20 | 17 | 13 | 9 |
| Schwund in % | | | 7% | 7% | 12% | 14% | 49% | 63% | 80% | 86% | 88% | 91% | 94% |
| Kohorte 11/12 | 132 | 140 | 119 | 118 | 110 | 107 | 81 | 68 | 31 | 17 | 11 | | |
| Schwund in % | | -6% | 10% | 11% | 17% | 19% | 39% | 48% | 77% | 87% | 92% | | |
| Kohorte 12/13 | 160 | 160 | 146 | 142 | 129 | 120 | 87 | 69 | 38 | | | | |
| Schwund in % | | | 9% | 11% | 19% | 25% | 46% | 57% | 76% | | | | |
| Kohorte 13/14 | 130 | 137 | 132 | 125 | 114 | 111 | 83 | | | | | | |
| Schwund in % | | -5% | -2% | 4% | 12% | 15% | 36% | | | | | | |
| Kohorte 14/15 | 138 | 130 | 120 | 118 | 108 | | | | | | | | |
| Schwund in % | | 6% | 13% | 14% | 22% | | | | | | | | |

Fortsetzung: Studienfallkohorten

| Wirtschaftsing. Master | Fachsemester | | | | | | | | |
|---------------------------|--------------|------|------|------|---------------------------|-----|-----|-----|-----|
| | <=RSZ | | | | > RSZ/Abgang wg. Abschluß | | | | |
| | 1 | 2 | 3 | 4 | 5 | 6 | 7 | 8 | 9 |
| Kohorte 09/10 | 27 | 31 | 29 | 29 | 24 | 21 | 8 | 5 | 1 |
| Schwund in % | | -15% | -7% | -7% | 11% | 22% | 70% | 81% | 96% |
| Kohorte 10/11 | 100 | 116 | 109 | 105 | 102 | 85 | 42 | 25 | 13 |
| Schwund in % | | -16% | -9% | -5% | -2% | 15% | 58% | 75% | 87% |
| Kohorte 11/12 | 97 | 91 | 80 | 79 | 76 | 63 | 35 | 21 | 8 |
| Schwund in % | | 6% | 18% | 19% | 22% | 35% | 64% | 78% | 92% |
| Kohorte 12/13 | 85 | 99 | 96 | 93 | 90 | 74 | 28 | 12 | 4 |
| Schwund in % | | -16% | -13% | -9% | -6% | 13% | 67% | 86% | 95% |
| Kohorte 13/14 | 83 | 88 | 82 | 80 | 69 | 49 | 20 | | |
| Schwund in % | | -6% | 1% | 4% | 17% | 41% | 76% | | |
| Kohorte 14/15 | 44 | 55 | 52 | 52 | 45 | | | | |
| Schwund in % | | -25% | -18% | -18% | -2% | | | | |

7. Abschlussprüfungen im Prüfungsjahr 2016 (01.10.2015-30.09.2016)

| Fach | Abschluss | WS 15/16 | | | SoSe 16 | | | Prüfungsjahr 2016 | | |
|-------------------------|-------------|------------|-----------|------------|------------|-----------|------------|-------------------|-----------|------------|
| | | M | W | Ges | M | W | Ges | M | W | Ges |
| Berufliche Bildung | Bachelor VF | 4 | 2 | 6 | 1 | 1 | 2 | 5 | 3 | 8 |
| Prod.tech./Maschinenbau | Bachelor VF | 20 | 1 | 21 | 40 | 7 | 47 | 60 | 8 | 68 |
| Produktionstechnik I | Master | 25 | 5 | 30 | 37 | 7 | 44 | 62 | 12 | 74 |
| Produktionstechnik II | Master | 8 | | 8 | 3 | | 3 | 11 | | 11 |
| Systems Engineering | Bachelor VF | 13 | | 13 | 10 | | 10 | 23 | | 23 |
| Systems Engineering | Master | 11 | | 11 | 10 | 3 | 13 | 21 | 3 | 24 |
| Wirtschaftsingenieur | Bachelor VF | 41 | 10 | 51 | 37 | 8 | 45 | 78 | 18 | 96 |
| Wirtschaftsingenieur | Master | 38 | 18 | 56 | 30 | 6 | 36 | 68 | 24 | 92 |
| FB Gesamt | | 160 | 36 | 196 | 168 | 32 | 200 | 328 | 68 | 396 |

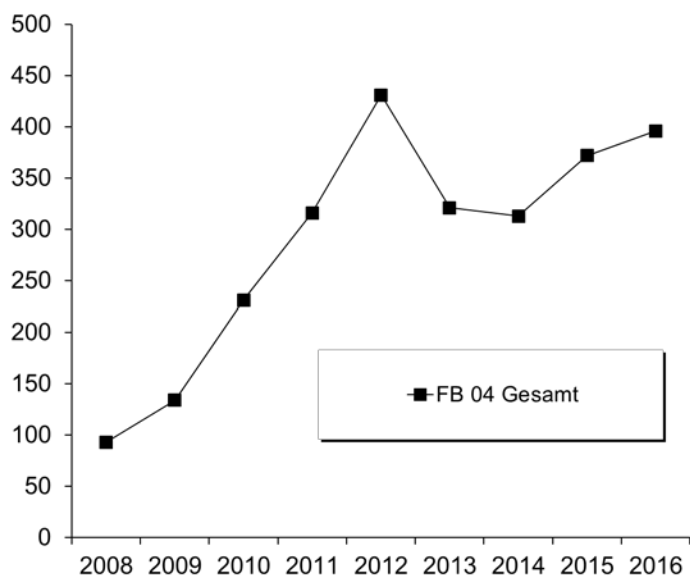
8. Absolventen: Studiendauer und Alter im Prüfungsjahr 2016

| Fach | Abschluss | Anz | Studiendauer | | Alter | |
|------------------------------|-----------------|-----|--------------|--------|-------|--------|
| | | | MW | Median | MW | Median |
| Berufliche Bildung | Bachelor VF | 8 | 6,38 | 6 | 33,15 | 33,06 |
| Berufliche Bildung | 1 Fach MEd. neu | 9 | 3,67 | 4 | 32,08 | 29,83 |
| Prod.tech./Maschinenbau | Bachelor VF | 68 | 9,12 | 9 | 25,13 | 24,7 |
| Produktionstechnik I | Master | 74 | 4,76 | 5 | 28,08 | 27,44 |
| Produktionstechnik II | Master | 11 | 5,55 | 5 | 27,14 | 27,02 |
| Systems Engineering | Bachelor VF | 23 | 9,96 | 9 | 26,64 | 25,41 |
| Systems Engineering | Master | 24 | 4 | 4 | 27,51 | 27,01 |
| Wirtschaftsing. Prod.technik | Bachelor VF | 96 | 8,07 | 8 | 24,47 | 24,2 |
| Wirtschaftsing. Prod.technik | Master | 36 | 6,03 | 6 | 27,8 | 27,4 |
| Wirtschaftsingenieur | Master | 56 | 6,21 | 6,5 | 27,3 | 27,02 |

9. Absolventen im Zeitverlauf vom Prüfungsjahr 2008-2016

| Fach | Abschluss | | 2008 | 2009 | 2010 | 2011 | 2012 | 2013 | 2014 | 2015 | 2016 |
|-------------------------------|-------------|------------|------------|------------|------------|------------|------------|------------|------------|------------|-----------|
| Berufliche Bildung | Bachelor VF | M | | | | | | | 1 | 6 | 5 |
| | | W | | | | | | | | 1 | 3 |
| | | Ges | | | | | | | | 1 | 7 |
| Prod.tech./Maschinenbau | Bachelor VF | M | | | 27 | 25 | 38 | 51 | 34 | 47 | 60 |
| | | W | | | 1 | 1 | 8 | 8 | 6 | 14 | 8 |
| | | Ges | | | 28 | 26 | 46 | 59 | 40 | 61 | 68 |
| Prod.technik I | Master | M | | | | 5 | 38 | 40 | 50 | 63 | 62 |
| | | W | | | | 2 | 4 | 6 | 13 | 10 | 12 |
| | | Ges | | | | 7 | 42 | 46 | 63 | 73 | 74 |
| Prod.technik II | Master | M | | | | | 7 | 5 | 10 | 8 | 11 |
| | | W | | | | | | 7 | 4 | 3 | |
| | | Ges | | | | | 7 | 12 | 14 | 11 | 11 |
| Systems Engineering | Bachelor VF | M | 6 | 6 | 6 | 17 | 12 | 13 | 28 | 27 | 23 |
| | | W | | 1 | 1 | 3 | 2 | 2 | 2 | 3 | |
| | | Ges | 6 | 7 | 7 | 20 | 14 | 15 | 30 | 30 | 23 |
| Systems Engineering | Master | M | 5 | 11 | 7 | 10 | 12 | 12 | 17 | 24 | 21 |
| | | W | 1 | | | | 1 | 1 | 1 | 1 | 3 |
| | | Ges | 6 | 11 | 7 | 10 | 13 | 13 | 18 | 25 | 24 |
| Wirtschaftsingenieur Ptechnik | Bachelor VF | M | | 21 | 68 | 81 | 82 | 85 | 57 | 51 | 78 |
| | | W | | 4 | 16 | 26 | 40 | 28 | 16 | 27 | 18 |
| | | Ges | | 25 | 84 | 107 | 122 | 113 | 73 | 78 | 96 |
| Wirtschaftsingenieur | Diplom | M | 31 | 42 | 41 | 60 | 73 | | | | |
| | | W | 15 | 5 | 14 | 18 | 26 | | | | |
| | | Ges | 46 | 47 | 55 | 78 | 99 | | | | |
| Wirtschaftsingenieur | Master | M | | | | | 16 | 55 | 59 | 63 | 68 |
| | | W | | | | | 2 | 7 | 15 | 24 | 24 |
| | | Ges | | | | | 18 | 62 | 74 | 87 | 92 |
| FB 04 Gesamt | | M | 72 | 116 | 194 | 256 | 338 | 261 | 256 | 289 | 328 |
| | | W | 21 | 18 | 37 | 60 | 93 | 60 | 57 | 83 | 68 |
| | Ges | 93 | 134 | 231 | 316 | 431 | 321 | 313 | 372 | 396 | |

*Das Lehrangebot für den Studiengang Wirtschaftsingenieurwesen wird von FB 04 und FB 07 erbracht.



F. Fachbereich 05

1. Studienfälle nach Fachsemestern im WS 16/17

| Studiengang | Abschluß | G | 1 | 2 | 3 | 4 | 5 | 6 | 7 | 8 | 9 | 10 | 11 | 12 | 13-14 | >14 | Ges | RSZ |
|------------------------|----------|------------|-----------|----------|-----------|----------|-----------|----------|-----------|----------|----------|----|----------|----|----------|----------|------------|------------|
| Geowissenschaften | Bachelor | VF M | 52 | 1 | 46 | | 16 | | 30 | 1 | 6 | | 3 | | 1 | 5 | 161 | 115 |
| Geowissenschaften | Bachelor | VF W | 35 | | 26 | | 9 | | 12 | | 2 | | 1 | | | | 85 | 70 |
| | | Ges | 87 | 1 | 72 | | 25 | | 42 | 1 | 8 | | 4 | | 1 | 5 | 246 | 185 |
| Geowissenschaft | Master | M | 13 | | 11 | | 16 | | 5 | | 3 | | 2 | | 1 | | 51 | 24 |
| Geowissenschaft | Master | W | 12 | | 10 | 1 | 10 | 1 | 9 | 1 | 1 | | | | | | 45 | 23 |
| | | Ges | 25 | | 21 | 1 | 26 | 1 | 14 | 1 | 4 | | 2 | | 1 | | 96 | 47 |
| Marine Geosciences | Master | M | 26 | | 27 | | 21 | | 6 | | 2 | | | | | | 82 | 53 |
| Marine Geosciences | Master | W | 12 | | 12 | | 11 | | 1 | | | | | | | | 36 | 24 |
| | | Ges | 38 | | 39 | | 32 | | 7 | | 2 | | | | | | 118 | 77 |
| Materials Chem Mineral | Master | M | 16 | | 10 | | 6 | | 1 | | | | | | | 1 | 34 | 26 |
| Materials Chem Mineral | Master | W | 7 | 1 | 2 | | 3 | | 1 | | | | | | | | 14 | 10 |
| | | Ges | 23 | 1 | 12 | | 9 | | 2 | | | | | | | 1 | 48 | 36 |

Studienfälle im FB 05: 508

2. Studienfälle nach Hochschulesemestern im WS 16/17

| Studiengang | Abschluß | G | 1 | 2 | 3 | 4 | 5 | 6 | 7 | 8 | 9 | 10 | 11 | 12 | 13-14 | >14 | Ges |
|------------------------|----------|------------|-----------|----------|-----------|----------|-----------|---|-----------|----------|-----------|----------|-----------|----------|-----------|-----------|------------|
| Geowissenschaften | Bachelor | VF M | 40 | 3 | 31 | 1 | 21 | | 31 | 3 | 9 | | 10 | 1 | 3 | 8 | 161 |
| Geowissenschaften | Bachelor | VF W | 31 | 1 | 19 | | 11 | | 11 | | 3 | | 3 | | 4 | 2 | 85 |
| | | Ges | 71 | 4 | 50 | 1 | 32 | | 42 | 3 | 12 | | 13 | 1 | 7 | 10 | 246 |
| Geowissenschaft | Master | M | | | | | 1 | | 2 | 3 | 8 | | 15 | 1 | 12 | 9 | 51 |
| Geowissenschaft | Master | W | | | | | | | 5 | 2 | 9 | | 10 | 2 | 8 | 9 | 45 |
| | | Ges | | | | | 1 | | 7 | 5 | 17 | | 25 | 3 | 20 | 18 | 96 |
| Marine Geosciences | Master | M | 15 | | 10 | | 6 | | 6 | 2 | 11 | 2 | 12 | 1 | 12 | 5 | 82 |
| Marine Geosciences | Master | W | 3 | | 2 | | 1 | | 3 | | 4 | 4 | 11 | 1 | 5 | 2 | 36 |
| | | Ges | 18 | | 12 | | 7 | | 9 | 2 | 15 | 6 | 23 | 2 | 17 | 7 | 118 |
| Materials Chem Mineral | Master | M | 12 | | 5 | 1 | 4 | | 1 | | 3 | 1 | 4 | | 2 | 1 | 34 |
| Materials Chem Mineral | Master | W | 6 | | 2 | | 1 | | | | | | 1 | | 1 | 3 | 14 |
| | | Ges | 18 | | 7 | 1 | 5 | | 1 | | 3 | 1 | 5 | | 3 | 4 | 48 |

Studienfälle im FB 05: 508

3. Studienfälle nach Status, Geschlecht und Staatsangehörigkeit im WS 16/17

| Studiengang | Abschluß | G | Deutsche Studierende | | | | | | Ausländische Studierende | | | | | | Ges. | | |
|------------------------|----------|------------|----------------------|----------|-----------|-------|-----------|-----------|--------------------------|-----------|------|----------|----------|----------|-----------|-----------|------------|
| | | | Rückmeld. | | Neuein. | | Ges. | Rückmeld. | | Neuein. | | Ges. | | | | | |
| | | | Fortg | 1 FS | 1 FS | Fortg | | ein. | laubt | Fortg | 1 FS | | 1 FS | Fortg | | ein. | laubt |
| Geowissenschaften | Bachelor | VF M | 103 | 4 | 8 | | 38 | 1 | 154 | 5 | | | | 2 | | 7 | 161 |
| Geowissenschaften | Bachelor | VF W | 45 | 2 | 2 | | 30 | | 79 | 5 | | | | 1 | | 6 | 85 |
| | | Ges | 148 | 6 | 10 | | 68 | 1 | 233 | 10 | | | | 3 | | 13 | 246 |
| Geowissenschaft | Master | M | 37 | | 13 | | | | 50 | 1 | | | | | | 1 | 51 |
| Geowissenschaft | Master | W | 33 | | 11 | | | | 44 | | | 1 | | | | 1 | 45 |
| | | Ges | 70 | | 24 | | | | 94 | 1 | | 1 | | | | 2 | 96 |
| Marine Geosciences | Master | M | 35 | | 10 | | | | 45 | 21 | | | 1 | | 15 | | 82 |
| Marine Geosciences | Master | W | 21 | | 9 | | | | 30 | 3 | | | | 3 | | 6 | 36 |
| | | Ges | 56 | | 19 | | | | 75 | 24 | | | 1 | | 18 | | 118 |
| Materials Chem Mineral | Master | M | 6 | | 3 | | | | 9 | 12 | | | 1 | | 12 | | 34 |
| Materials Chem Mineral | Master | W | 3 | | | | | | 3 | 3 | | | 1 | | 6 | 1 | 14 |
| | | Ges | 9 | | 3 | | | | 12 | 15 | | | 2 | | 18 | 1 | 36 |

Studienfälle im FB 05: 508

4. Studienfälle nach Alter im WS 16/17

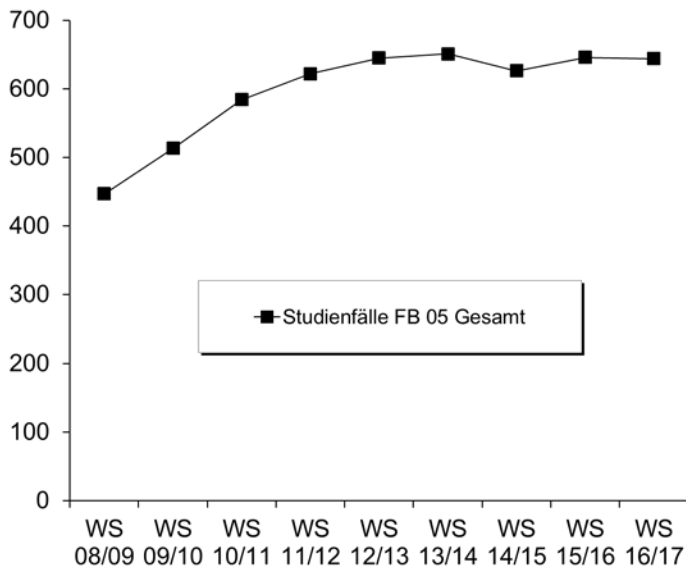
| Studiengang | Abschluß | G | Gesamt | | 1. FS | | 1. HS | |
|------------------------|----------|------------|------------|--------------|-----------|--------------|-----------|--------------|
| | | | Anzahl | Ø Alter | Anzahl | Ø Alter | Anzahl | Ø Alter |
| Geowissenschaften | Bachelor | VF M | 161 | 23,45 | 52 | 21,30 | 40 | 20,84 |
| Geowissenschaften | Bachelor | VF W | 85 | 22,00 | 35 | 20,60 | 31 | 20,23 |
| | | Ges | 246 | 22,95 | 87 | 21,02 | 71 | 20,58 |
| Geowissenschaft | Master | M | 51 | 26,86 | 13 | 26,19 | | |
| Geowissenschaft | Master | W | 45 | 25,84 | 12 | 23,91 | | |
| | | Ges | 96 | 26,38 | 25 | 25,09 | | |
| Marine Geosciences | Master | M | 82 | 26,48 | 26 | 25,65 | 15 | 25,99 |
| Marine Geosciences | Master | W | 36 | 25,82 | 12 | 24,33 | 3 | 25,24 |
| | | Ges | 118 | 26,28 | 38 | 25,24 | 18 | 25,87 |
| Materials Chem Mineral | Master | M | 34 | 27,37 | 16 | 27,81 | 12 | 28,78 |
| Materials Chem Mineral | Master | W | 14 | 26,90 | 7 | 26,92 | 6 | 27,02 |
| | | Ges | 48 | 27,23 | 23 | 27,54 | 18 | 28,19 |

5. Studienfallentwicklung vom WS 08/09 – WS 16/17

a) Studienfälle insgesamt

| | | WS 08/09 | WS 09/10 | WS 10/11 | WS 11/12 | WS 12/13 | WS 13/14 | WS 14/15 | WS 15/16 | WS 16/17 |
|----------------------------------|------------|------------|------------|------------|------------|------------|------------|------------|------------|------------|
| Studienfälle FB 05 Gesamt | Ges | 447 | 513 | 584 | 622 | 645 | 651 | 626 | 646 | 644 |
| | M | 240 | 274 | 322 | 351 | 377 | 380 | 370 | 386 | 393 |
| | W | 207 | 239 | 262 | 271 | 268 | 271 | 256 | 260 | 251 |
| Geowissenschaften | | 393 | 440 | 491 | 514 | 535 | 550 | 521 | 511 | 478 |
| Bachelor | Ges | 254 | 248 | 264 | 270 | 297 | 301 | 257 | 273 | 246 |
| | M | 150 | 141 | 161 | 168 | 187 | 199 | 171 | 180 | 161 |
| | W | 104 | 107 | 103 | 102 | 110 | 102 | 86 | 93 | 85 |
| Master | Ges | 49 | 71 | 96 | 105 | 107 | 113 | 121 | 110 | 96 |
| | M | 27 | 38 | 49 | 58 | 63 | 65 | 65 | 58 | 51 |
| | W | 22 | 33 | 47 | 47 | 44 | 48 | 56 | 52 | 45 |
| Promotion | Ges | 90 | 121 | 131 | 139 | 131 | 136 | 143 | 128 | 136 |
| | M | 38 | 60 | 69 | 75 | 74 | 71 | 72 | 59 | 65 |
| | W | 52 | 61 | 62 | 64 | 57 | 65 | 71 | 69 | 71 |
| Marine Geoscience | | 32 | 49 | 61 | 84 | 92 | 83 | 83 | 104 | 118 |
| Master | Ges | 32 | 49 | 61 | 84 | 92 | 83 | 83 | 104 | 118 |
| | M | 14 | 21 | 28 | 38 | 43 | 37 | 48 | 67 | 82 |
| | W | 18 | 28 | 33 | 46 | 49 | 46 | 35 | 37 | 36 |
| Material. Chem Mineral | | 14 | 24 | 32 | 24 | 18 | 18 | 22 | 31 | 48 |
| Master | Ges | 14 | 24 | 32 | 24 | 18 | 18 | 22 | 31 | 48 |
| | M | 6 | 14 | 15 | 12 | 10 | 8 | 14 | 22 | 34 |
| | W | 8 | 10 | 17 | 12 | 8 | 10 | 8 | 9 | 14 |

Fortsetzung: Grafik zu Studienfälle insgesamt



b) Studienfälle im 1. Fachsemester

| Studiengang | Abschluss | | WS | WS | WS | WS | WS | WS | WS | WS | |
|---------------------------|-------------|------------|------------|------------|------------|------------|------------|------------|------------|------------|------------|
| | | | 08/09 | 09/10 | 10/11 | 11/12 | 12/13 | 13/14 | 14/15 | 15/16 | 16/17 |
| Geowissenschaften | Bachelor VF | M | 56 | 55 | 78 | 60 | 71 | 73 | 40 | 76 | 52 |
| | | W | 37 | 45 | 47 | 26 | 36 | 38 | 22 | 42 | 35 |
| | | Ges | 93 | 100 | 125 | 86 | 107 | 111 | 62 | 118 | 87 |
| Geowissenschaften | Master | M | 10 | 19 | 20 | 22 | 23 | 20 | 17 | 11 | 13 |
| | | W | 7 | 16 | 22 | 14 | 14 | 25 | 10 | 9 | 12 |
| | | Ges | 17 | 35 | 42 | 36 | 37 | 45 | 27 | 20 | 25 |
| Marine Geoscience | Master | M | 5 | 13 | 10 | 16 | 14 | 13 | 20 | 28 | 26 |
| | | W | 8 | 12 | 13 | 18 | 14 | 9 | 9 | 13 | 12 |
| | | Ges | 13 | 25 | 23 | 34 | 28 | 22 | 29 | 41 | 38 |
| Materialwiss. Mineralogie | Master | M | 2 | 9 | 7 | 1 | 3 | 4 | 6 | 10 | 16 |
| | | W | 5 | 4 | 10 | 4 | | 3 | 3 | 1 | 7 |
| | | Ges | 7 | 13 | 17 | 5 | 3 | 7 | 9 | 11 | 23 |
| Fachbereich 05 | | M | 73 | 96 | 115 | 99 | 111 | 110 | 83 | 125 | 107 |
| | | W | 57 | 77 | 92 | 62 | 64 | 75 | 44 | 65 | 66 |
| | | Ges | 130 | 173 | 207 | 161 | 175 | 185 | 127 | 190 | 173 |

6. Studienfallkohorten bis zum WS 14/15

| Geowiss. VF Bachelor | Fachsemester | | | | | | | | | | | | | | |
|-------------------------|------------------------|-----|-----|-----|-----|-----|---------------------------------|-----|-----|-----|-----|-----|-----|------|------|
| | Abbruch/Wechsel in RSZ | | | | | | > RSZ/Abgang wg. Abschluß enth. | | | | | | | | |
| | 1 | 2 | 3 | 4 | 5 | 6 | 7 | 8 | 9 | 10 | 11 | 12 | 13 | 14 | 15 |
| Kohorte 09/10 | 100 | 94 | 72 | 71 | 70 | 66 | 25 | 23 | 12 | 9 | 6 | 3 | 2 | | |
| Schwund in % | | 6% | 28% | 29% | 30% | 34% | 75% | 77% | 88% | 91% | 94% | 97% | 98% | 100% | 100% |
| Kohorte 10/11 | 125 | 119 | 89 | 90 | 86 | 84 | 30 | 26 | 8 | 5 | 4 | 3 | 1 | | |
| Schwund in % | | 5% | 29% | 28% | 31% | 33% | 76% | 79% | 94% | 96% | 97% | 98% | 99% | | |
| Kohorte 11/12 | 86 | 80 | 67 | 66 | 62 | 62 | 39 | 28 | 7 | 6 | 4 | | | | |
| Schwund in % | | 7% | 22% | 23% | 28% | 28% | 55% | 67% | 92% | 93% | 95% | | | | |
| Kohorte 12/13 | 107 | 93 | 74 | 70 | 59 | 58 | 34 | 29 | 8 | | | | | | |
| Schwund in % | | 13% | 31% | 35% | 45% | 46% | 68% | 73% | 93% | | | | | | |
| Kohorte 13/14 | 111 | 101 | 76 | 73 | 67 | 65 | 42 | | | | | | | | |
| Schwund in % | | 9% | 32% | 34% | 40% | 41% | 62% | | | | | | | | |
| Kohorte 14/15 | 62 | 53 | 37 | 35 | 25 | | | | | | | | | | |
| Schwund in % | | 15% | 40% | 44% | 60% | | | | | | | | | | |

Fortsetzung: Studienfallkohorten

| Geowiss. Master | Fachsemester | | | | | | | | | | |
|--------------------|--------------------------------|-----|-----|-----|---------------------------------|-----|-----|-----|-----|-----|------|
| | Abbruch oder Wechsel in RSZ | | | | > RSZ/Abgang wg. Abschluß enth. | | | | | | |
| | 1 | 2 | 3 | 4 | 5 | 6 | 7 | 8 | 9 | 10 | 11 |
| Kohorte 09/10 | 35 | 34 | 32 | 31 | 23 | 19 | 8 | 6 | 3 | 3 | 3 |
| Schwund in % | | 3% | 9% | 11% | 34% | 46% | 77% | 83% | 91% | 91% | 91% |
| Kohorte 10/11 | 42 | 42 | 37 | 38 | 30 | 24 | 8 | 5 | 4 | 2 | |
| Schwund in % | | | 12% | 10% | 29% | 43% | 81% | 88% | 90% | 95% | 100% |
| Kohorte 11/12 | 36 | 25 | 21 | 20 | 17 | 12 | 5 | 3 | 2 | 4 | 2 |
| Schwund in % | | 31% | 42% | 44% | 53% | 67% | 86% | 92% | 94% | 89% | 94% |
| Kohorte 12/13 | 37 | 39 | 34 | 34 | 32 | 26 | 12 | 9 | 4 | | |
| Schwund in % | | -5% | 8% | 8% | 14% | 30% | 68% | 76% | 89% | | |
| Kohorte 13/14 | 45 | 44 | 45 | 44 | 41 | 33 | 14 | | | | |
| Schwund in % | | 2% | | 2% | 9% | 27% | 69% | | | | |
| Kohorte 14/15 | 27 | 29 | 28 | 27 | 26 | | | | | | |
| Schwund in % | | -7% | -4% | | 4% | | | | | | |

| Marine Geosc. Master | Fachsemester | | | | | | | | | | |
|-------------------------|--------------------------------|------|------|------|---------------------------------|-----|-----|-----|------|------|------|
| | Abbruch oder Wechsel in RSZ | | | | > RSZ/Abgang wg. Abschluß enth. | | | | | | |
| | 1 | 2 | 3 | 4 | 5 | 6 | 7 | 8 | 9 | 10 | 11 |
| Kohorte 09/10 | 25 | 25 | 21 | 21 | 19 | 12 | 8 | 3 | 1 | 1 | 1 |
| Schwund in % | | | 16% | 16% | 24% | 52% | 68% | 88% | 96% | 96% | 96% |
| Kohorte 10/11 | 23 | 23 | 21 | 22 | 20 | 10 | 5 | 5 | | 100% | 100% |
| Schwund in % | | | 9% | 4% | 13% | 57% | 78% | 78% | 100% | 100% | 100% |
| Kohorte 11/12 | 34 | 29 | 28 | 27 | 23 | 11 | 4 | 1 | | | |
| Schwund in % | | 15% | 18% | 21% | 32% | 68% | 88% | 97% | 100% | 100% | 100% |
| Kohorte 12/13 | 28 | 27 | 26 | 25 | 25 | 17 | 7 | 3 | 2 | | |
| Schwund in % | | 4% | 7% | 11% | 11% | 39% | 75% | 89% | 93% | | |
| Kohorte 13/14 | 22 | 22 | 21 | 21 | 21 | 16 | 7 | | | | |
| Schwund in % | | | 5% | 5% | 5% | 27% | 68% | | | | |
| Kohorte 14/15 | 29 | 36 | 35 | 34 | 32 | | | | | | |
| Schwund in % | | -24% | -21% | -17% | -10% | | | | | | |

| Materialwiss. Mineralogie Master | Fachsemester | | | | | | | | |
|--|--------------------------------|------|------|------|------------------------------------|------|------|------|------|
| | Abbruch oder Wechsel in RSZ | | | | > RSZ/Abgang wg. Abschluß enth. | | | | |
| | 1 | 2 | 3 | 4 | 5 | 6 | 7 | 8 | 9 |
| Kohorte 09/10 | 13 | 10 | 8 | 7 | 5 | 4 | 2 | 2 | 1 |
| Schwund in % | | 23% | 38% | 46% | 62% | 69% | 85% | 85% | 92% |
| Kohorte 10/11 | 17 | 18 | 10 | 9 | 9 | 6 | 3 | 3 | 1 |
| Schwund in % | | -6% | 41% | 47% | 47% | 65% | 82% | 82% | 94% |
| Kohorte 11/12 | 5 | 4 | 3 | 2 | 2 | | | | |
| Schwund in % | | 20% | 40% | 60% | 60% | 100% | 100% | 100% | 100% |
| Kohorte 12/13 | 3 | 3 | 3 | 3 | 2 | 1 | | | |
| Schwund in % | | | | | 33% | 67% | 100% | 100% | 100% |
| Kohorte 13/14 | 7 | 7 | 8 | 8 | 7 | 6 | 2 | | |
| Schwund in % | | | -14% | -14% | | 14% | 71% | | |
| Kohorte 14/15 | 9 | 10 | 10 | 10 | 9 | | | | |
| Schwund in % | | -11% | -11% | -11% | | | | | |

7. Abschlussprüfungen im Prüfungsjahr 2016 (01.10.2015-30.09.2016)

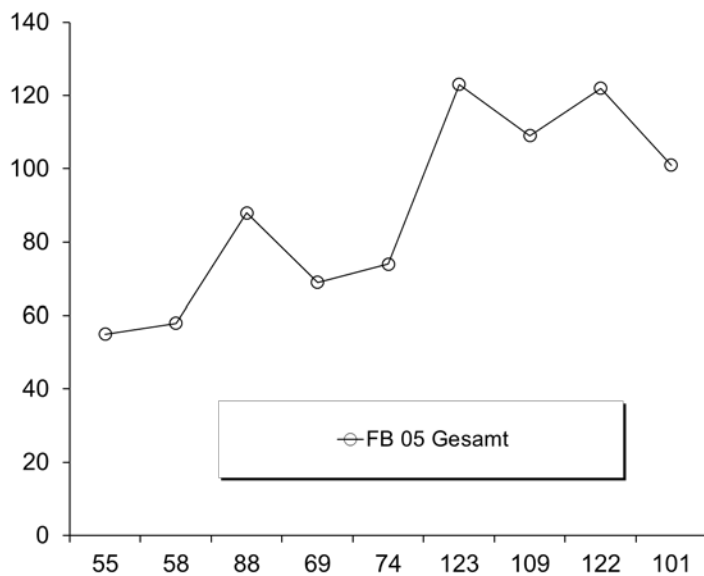
| Fach | Abschluss | WS 15/16 | | | SoSe 16 | | | Prüfungsjahr 2016 | | |
|-----------------------------|-------------|-----------|-----------|-----------|-----------|-----------|-----------|-------------------|-----------|------------|
| | | M | W | Ges | M | W | Ges | M | W | Ges |
| Geowissenschaften | Bachelor VF | 12 | 7 | 19 | 10 | 13 | 23 | 22 | 20 | 42 |
| Geowissenschaften | Master | 6 | 7 | 13 | 11 | 10 | 21 | 17 | 17 | 34 |
| Marine Geosciences | Master | 5 | 3 | 8 | 5 | 7 | 12 | 10 | 10 | 20 |
| Material. Chem. A. Mineralo | Master | 1 | 1 | 2 | 2 | 1 | 3 | 3 | 2 | 5 |
| FB Gesamt | | 24 | 18 | 42 | 28 | 31 | 59 | 52 | 49 | 101 |

8. Absolventen: Studiendauer und Alter im Prüfungsjahr 2016

| Fach | Abschluss | Anz | Studiendauer | | Alter | |
|---------------------------|-------------|-----|--------------|--------|-------|--------|
| | | | MW | Median | MW | Median |
| Geowissenschaften | Bachelor VF | 42 | 7,39 | 7 | 24,81 | 23,52 |
| Geowissenschaften | Master | 34 | 6,03 | 6 | 28,33 | 27,04 |
| Marine Geosciences | Master | 20 | 6 | 6 | 27,19 | 26,83 |
| Materialwiss. Mineralogie | Master | 5 | 5,2 | 5 | 28,43 | 27,18 |

9. Absolventen im Zeitverlauf vom Prüfungsjahr 2008-2016

| Fach | Abschluss | | 2008 | 2009 | 2010 | 2011 | 2012 | 2013 | 2014 | 2015 | 2016 |
|--------------------------------|-------------|------------|-----------|-----------|-----------|-----------|------------|------------|------------|------------|-----------|
| Geowissenschaften | Bachelor VF | M | 17 | 16 | 34 | 22 | 18 | 34 | 33 | 42 | 22 |
| | | W | 21 | 16 | 31 | 17 | 18 | 21 | 29 | 25 | 20 |
| | | Ges | 38 | 32 | 65 | 39 | 36 | 55 | 62 | 67 | 42 |
| Geowissenschaften | Master | M | 5 | 5 | 6 | 9 | 12 | 11 | 12 | 16 | 17 |
| | | W | 3 | 5 | 7 | 7 | 8 | 20 | 4 | 9 | 17 |
| | | Ges | 8 | 10 | 13 | 16 | 20 | 31 | 16 | 25 | 34 |
| Marine Geosciences | Master | M | 3 | 7 | 2 | 3 | 4 | 17 | 8 | 12 | 10 |
| | | W | 4 | 3 | 4 | 7 | 9 | 12 | 18 | 14 | 10 |
| | | Ges | 7 | 10 | 6 | 10 | 13 | 29 | 26 | 26 | 20 |
| Material. Chem. A. Mineralogie | Master | M | | 1 | 3 | 1 | 4 | 7 | | 3 | 3 |
| | | W | | 2 | 1 | 3 | 1 | 1 | 5 | 1 | 2 |
| | | Ges | | 3 | 4 | 4 | 5 | 8 | 5 | 4 | 5 |
| FB 05 Gesamt | | M | 27 | 31 | 45 | 35 | 38 | 69 | 53 | 73 | 52 |
| | | W | 28 | 27 | 43 | 34 | 36 | 54 | 56 | 49 | 49 |
| | Ges | 55 | 58 | 88 | 69 | 74 | 123 | 109 | 122 | 101 | |



G. Fachbereich 06

1. Studienfälle nach Fachsemestern im WS 16/17

| Studiengang | Abschluß | G | 1 | 2 | 3 | 4 | 5 | 6 | 7 | 8 | 9 | 10 | 11 | 12 | 13-14 | >14 | Ges | RSZ |
|-----------------------|------------|------------|------------|----------|------------|----------|------------|----------|-----------|----------|------------|-----------|-----------|----------|-----------|-----------|-------------|------------|
| Komplexes Entscheiden | Master | M | 21 | | 15 | 1 | 14 | 2 | 5 | 1 | 4 | 1 | 1 | | 2 | | 67 | 37 |
| Komplexes Entscheiden | Master | W | 12 | 2 | 12 | 1 | 7 | 5 | 6 | 1 | 2 | | 1 | | | | 49 | 27 |
| | | Ges | 33 | 2 | 27 | 2 | 21 | 7 | 11 | 2 | 6 | 1 | 2 | | 2 | | 116 | 64 |
| Rechtswissenschaft | BA FWmP KF | M | 6 | 2 | 10 | | 4 | 1 | 6 | 1 | 4 | | | | | | 34 | 23 |
| Rechtswissenschaft | BA FWmP KF | W | 26 | 1 | 12 | 1 | 8 | 1 | 6 | | 5 | | 3 | | | | 63 | 49 |
| | | Ges | 32 | 3 | 22 | 1 | 12 | 2 | 12 | 1 | 9 | | 3 | | | | 97 | 72 |
| Rechtswissenschaft | Staatsex. | M | 125 | | 113 | 2 | 65 | 1 | 38 | 3 | 42 | 7 | 53 | 1 | 28 | 33 | 511 | 389 |
| Rechtswissenschaft | Staatsex. | W | 181 | 1 | 158 | 5 | 83 | 3 | 54 | 2 | 84 | 7 | 46 | 5 | 30 | 49 | 708 | 571 |
| | | Ges | 306 | 1 | 271 | 7 | 148 | 4 | 92 | 5 | 126 | 14 | 99 | 6 | 58 | 82 | 1219 | 960 |
| Transnational Law | Master | M | 6 | | 1 | | 1 | | 1 | | | | | | | | 9 | 6 |
| Transnational Law | Master | W | 11 | | 7 | | | | | | | | | | | | 18 | 11 |
| | | Ges | 17 | | 8 | | 1 | | 1 | | | | | | | | 27 | 17 |

Studienfälle im FB 06: 1459

2. Studienfälle nach Hochschulesemestern im WS 16/17

| Studiengang | Abschluß | G | 1 | 2 | 3 | 4 | 5 | 6 | 7 | 8 | 9 | 10 | 11 | 12 | 13-14 | >14 | Ges |
|-----------------------|------------|------------|------------|-----------|------------|----------|------------|----------|------------|----------|------------|----------|------------|----------|-----------|------------|-------------|
| Komplexes Entscheiden | Master | M | | | | | | | 2 | 1 | 8 | 5 | 12 | 4 | 11 | 24 | 67 |
| Komplexes Entscheiden | Master | W | | | 2 | | | 1 | 4 | | 11 | 3 | 3 | 2 | 7 | 16 | 49 |
| | | Ges | | | 2 | | | 1 | 6 | 1 | 19 | 8 | 15 | 6 | 18 | 40 | 116 |
| Rechtswissenschaft | BA FWmP KF | M | 2 | | 7 | | 3 | 1 | 7 | | 5 | 3 | 2 | | 2 | 2 | 34 |
| Rechtswissenschaft | BA FWmP KF | W | 21 | | 8 | | 13 | 1 | 6 | | 4 | | 4 | 1 | 1 | 4 | 63 |
| | | Ges | 23 | | 15 | | 16 | 2 | 13 | | 9 | 3 | 6 | 1 | 3 | 6 | 97 |
| Rechtswissenschaft | Staatsex. | M | 93 | 4 | 88 | 3 | 65 | 5 | 45 | 6 | 52 | 4 | 49 | 4 | 31 | 62 | 511 |
| Rechtswissenschaft | Staatsex. | W | 144 | 7 | 155 | 4 | 81 | 2 | 55 | 3 | 83 | 5 | 55 | 3 | 27 | 84 | 708 |
| | | Ges | 237 | 11 | 243 | 7 | 146 | 7 | 100 | 9 | 135 | 9 | 104 | 7 | 58 | 146 | 1219 |
| Transnational Law | Master | M | 1 | | | | | | | 1 | 2 | 1 | | 2 | 1 | 1 | 9 |
| Transnational Law | Master | W | 1 | 1 | 3 | | 1 | | | 2 | 4 | | 2 | 1 | | 3 | 18 |
| | | Ges | 2 | 1 | 3 | | 1 | | | 3 | 6 | 1 | 2 | 3 | 1 | 4 | 27 |

Studienfälle im FB 06: 1459

3. Studienfälle nach Status, Geschlecht und Staatsangehörigkeit im WS 16/17

| Studiengang | Abschluß | G | Deutsche Studierende | | | | | | Ausländische Studierende | | | | | | Ges. | | |
|-----------------------|------------|------------|----------------------|-----------|-----------|-----------|------------|-----------|--------------------------|-----------|----------|----------|----------|-----------|----------|-----------|-------------|
| | | | Rückmeld. | | Neuein. | | Erst- | Beur- | Ges. | Rückmeld. | | Neuein. | | Erst- | | Beur- | Ges. |
| | | | Fortg | 1 FS | 1 FS | Fortg | | | | ein. | laubt | Fortg | 1 FS | | | | |
| Komplexes Entscheiden | Master | M | 41 | | 21 | | | 1 | 63 | 4 | | | | | | 4 | 67 |
| Komplexes Entscheiden | Master | W | 24 | | 12 | | | 6 | 42 | 7 | | | | | | 7 | 49 |
| | | Ges | 65 | | 33 | | | 7 | 105 | 11 | | | | | | 11 | 116 |
| Rechtswissenschaft | BA FWmP KF | M | 24 | 2 | 2 | 1 | 2 | | 31 | 3 | | | | | | 3 | 34 |
| Rechtswissenschaft | BA FWmP KF | W | 33 | 3 | 2 | | 19 | 2 | 59 | 2 | | | | 2 | | 4 | 63 |
| | | Ges | 57 | 5 | 4 | 1 | 21 | 2 | 90 | 5 | | | | 2 | | 7 | 97 |
| Rechtswissenschaft | Staatsex. | M | 341 | 6 | 25 | 3 | 85 | 13 | 473 | 28 | | 1 | | 8 | 1 | 38 | 511 |
| Rechtswissenschaft | Staatsex. | W | 454 | 10 | 23 | 7 | 137 | 17 | 648 | 45 | 2 | 2 | | 7 | 4 | 60 | 708 |
| | | Ges | 795 | 16 | 48 | 10 | 222 | 30 | 1121 | 73 | 2 | 3 | | 15 | 5 | 98 | 1219 |
| Transnational Law | Master | M | 3 | | 3 | | | | 6 | | | 2 | | 1 | | 3 | 9 |
| Transnational Law | Master | W | 2 | | 7 | | | | 9 | | 5 | | 3 | 1 | | 9 | 18 |
| | | Ges | 5 | | 10 | | | | 15 | | 5 | | 5 | 2 | | 12 | 27 |

Studienfälle im FB 06: 1459

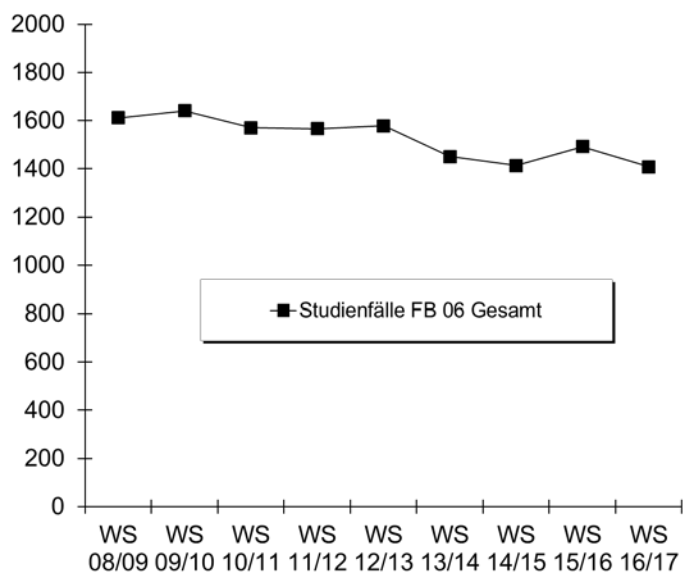
4. Studienfälle nach Alter im WS 16/17

| Studiengang | Abschluß | G | Gesamt | | 1. FS | | 1. HS | |
|--------------------|------------|------------|-------------|--------------|------------|--------------|------------|--------------|
| | | | Anzahl | Ø Alter | Anzahl | Ø Alter | Anzahl | Ø Alter |
| Rechtswissenschaft | BA FWmP KF | M | 34 | 24,56 | 6 | 23,33 | 2 | 21,00 |
| Rechtswissenschaft | BA FWmP KF | W | 63 | 23,21 | 26 | 21,21 | 21 | 20,94 |
| | | Ges | 97 | 23,68 | 32 | 21,61 | 23 | 20,94 |
| Rechtswissenschaft | Staatsex. | M | 511 | 24,93 | 125 | 22,21 | 93 | 20,87 |
| Rechtswissenschaft | Staatsex. | W | 708 | 23,91 | 181 | 20,98 | 144 | 19,99 |
| | | Ges | 1219 | 24,34 | 306 | 21,48 | 237 | 20,33 |
| Transnational Law | Master | M | 7 | 25,20 | 6 | 25,27 | 1 | 23,01 |
| Transnational Law | Master | W | 16 | 27,06 | 10 | 25,25 | 1 | 25,75 |
| | | Ges | 23 | 26,49 | 16 | 25,25 | 2 | 24,38 |

5. Studienfallentwicklung vom WS 08/09 – WS 16/17

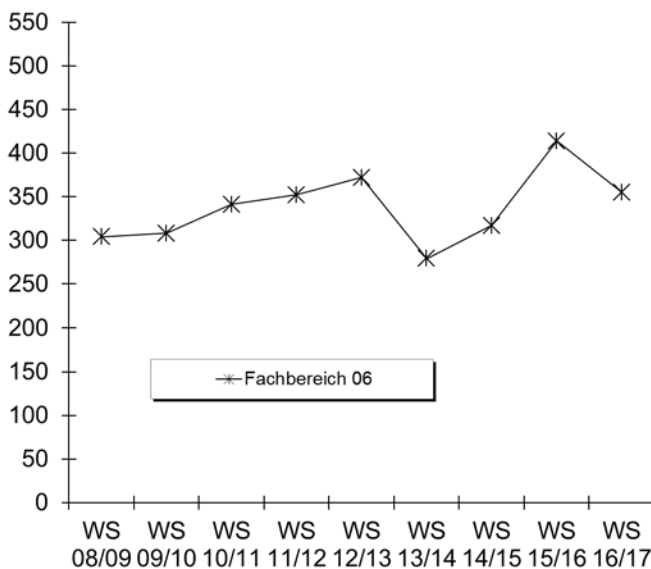
a) Studienfälle insgesamt

| | | WS 08/09 | WS 09/10 | WS 10/11 | WS 11/12 | WS 12/13 | WS 13/14 | WS 14/15 | WS 15/16 | WS 16/17 |
|----------------------------------|------------|-------------|-------------|-------------|-------------|-------------|-------------|-------------|-------------|-------------|
| Studienfälle FB 06 Gesamt | Ges | 1612 | 1641 | 1570 | 1567 | 1579 | 1451 | 1413 | 1492 | 1408 |
| | M | 637 | 654 | 610 | 643 | 661 | 605 | 589 | 614 | 574 |
| | W | 975 | 987 | 960 | 924 | 918 | 843 | 817 | 871 | 825 |
| Rechtswissenschaft | | 1417 | 1425 | 1323 | 1353 | 1381 | 1279 | 1249 | 1352 | 1369 |
| Bachelor | Ges | 71 | 82 | 79 | 75 | 132 | 117 | 104 | 91 | 97 |
| | M | 16 | 24 | 30 | 31 | 47 | 47 | 39 | 31 | 34 |
| | W | 55 | 58 | 49 | 44 | 85 | 70 | 65 | 60 | 63 |
| Staatsexamen | Ges | 1231 | 1198 | 1107 | 1165 | 1136 | 1060 | 1072 | 1194 | 1219 |
| | M | 509 | 500 | 441 | 498 | 498 | 454 | 467 | 508 | 511 |
| | W | 722 | 698 | 666 | 667 | 638 | 606 | 605 | 686 | 708 |
| Promotion | Ges | 103 | 136 | 137 | 113 | 113 | 102 | 73 | 67 | 53 |
| | M | 50 | 64 | 61 | 51 | 52 | 48 | 33 | 33 | 26 |
| | W | 53 | 72 | 76 | 62 | 61 | 54 | 40 | 34 | 27 |
| Transnational Law | | | | | | | 11 | 21 | 22 | 27 |
| Master | Ges | | | | | | 11 | 21 | 22 | 27 |
| | M | | | | | | 3 | 7 | 7 | 9 |
| | W | | | | | | 8 | 14 | 15 | 18 |



b) Studienfälle im 1. Fachsemester

| Studiengang | Abschluss | | WS | WS | WS | WS | WS | WS | WS | WS | |
|-------------------------|------------|------------|------------|------------|------------|------------|------------|------------|------------|------------|------------|
| | | | 08/09 | 09/10 | 10/11 | 11/12 | 12/13 | 13/14 | 14/15 | 15/16 | 16/17 |
| Rechtswissenschaft | BA FWmP KF | M | | | | 8 | 25 | 10 | 8 | 8 | 6 |
| | | W | | | | 14 | 54 | 18 | 15 | 24 | 26 |
| | | Ges | | | | 22 | 79 | 28 | 23 | 32 | 32 |
| Rechtswissenschaft | Staatsex. | M | 79 | 91 | 94 | 137 | 100 | 91 | 117 | 151 | 125 |
| | | W | 143 | 121 | 152 | 142 | 140 | 122 | 124 | 218 | 181 |
| | | Ges | 222 | 212 | 246 | 279 | 240 | 213 | 241 | 369 | 306 |
| Transnat. Law/Hanse Law | Master | M | | | | | | | 5 | 2 | 6 |
| | | W | | | | | | | 8 | 11 | 11 |
| | | Ges | | | | | | | 13 | 13 | 17 |
| Fachbereich 06 | | M | 104 | 123 | 132 | 154 | 142 | 116 | 149 | 161 | 137 |
| | | W | 200 | 185 | 209 | 198 | 230 | 163 | 168 | 253 | 218 |
| | Ges | 304 | 308 | 341 | 352 | 372 | 279 | 317 | 414 | 355 | |



6. Studienfallkohorten bis zum WS 14/15

| Rechtswissenschaft BA FWmP KF | Fachsemester | | | | | | | | |
|----------------------------------|-----------------------------|-----|-----|-----|-----|-----|------|-----|-----|
| | Abbruch oder Wechsel in RSZ | | | | | | >RSZ | | |
| | 1 | 2 | 3 | 4 | 5 | 6 | 7 | 8 | 9 |
| Kohorte 11/12 | 22 | 23 | 17 | 16 | 16 | 14 | 9 | 6 | 2 |
| Schwund in % | | -5% | 23% | 27% | 27% | 36% | 59% | 73% | 91% |
| Kohorte 12/13 | 79 | 71 | 46 | 39 | 31 | 29 | 17 | 14 | 9 |
| Schwund in % | | 10% | 42% | 51% | 61% | 63% | 78% | 82% | 89% |
| Kohorte 13/14 | 28 | 27 | 22 | 20 | 18 | 16 | 12 | | |
| Schwund in % | | 4% | 21% | 29% | 36% | 43% | 57% | | |
| Kohorte 14/15 | 23 | 20 | 14 | 14 | 12 | | | | |
| Schwund in % | | 13% | 39% | 39% | 48% | | | | |

| Transnat. Law Master | Fachsemester | | | | | | |
|-------------------------|--------------|-----|------|-----|-----|------|------|
| | <= RSZ | | >RSZ | | | | |
| | 1 | 2 | 3 | 4 | 5 | 6 | 7 |
| Kohorte 12/13 | 27 | 28 | 26 | 26 | 23 | | |
| Schwund in % | | -4% | 4% | 4% | 15% | 100% | 100% |
| Kohorte 13/14 | 11 | 11 | 8 | 6 | 2 | 1 | |
| Schwund in % | | | 27% | 45% | 82% | 91% | 100% |
| Kohorte 14/15 | 12 | 12 | 4 | 2 | 1 | | |
| Schwund in % | | | 67% | 83% | 92% | | |

Fortsetzung: Studienfallkohorten

| Rechtswiss. Staatsexamen | Fachsemester | | | | | | | | | | | | | | |
|-----------------------------|-----------------------------|-----|-----|-----|-----|-----|-----|-----|-----|-----------------------|-----|-----|-----|-----|-----|
| | Abbruch oder Wechsel in RSZ | | | | | | | | | > RSZ/Abgang wg.enth. | | | | | |
| | 1 | 2 | 3 | 4 | 5 | 6 | 7 | 8 | 9 | 10 | 11 | 12 | 13 | 14 | 15 |
| Kohorte 09/10 | 212 | 209 | 157 | 146 | 133 | 130 | 123 | 121 | 115 | 107 | 87 | 78 | 58 | 49 | 27 |
| Schwund in % | | 1% | 26% | 31% | 37% | 39% | 42% | 43% | 46% | 50% | 59% | 63% | 73% | 77% | 87% |
| Kohorte 10/11 | 246 | 239 | 198 | 165 | 131 | 118 | 105 | 105 | 100 | 103 | 82 | 71 | 49 | | |
| Schwund in % | | 3% | 20% | 33% | 47% | 52% | 57% | 57% | 59% | 58% | 67% | 71% | 80% | | |
| Kohorte 11/12 | 279 | 271 | 215 | 195 | 154 | 146 | 135 | 131 | 125 | 121 | 99 | | | | |
| Schwund in % | | 3% | 23% | 30% | 45% | 48% | 5% | 53% | 55% | 57% | 65% | | | | |
| Kohorte 12/13 | 240 | 242 | 192 | 170 | 149 | 138 | 134 | 130 | 126 | | | | | | |
| Schwund in % | | -1% | 20% | 29% | 38% | 43% | 44% | 46% | 48% | | | | | | |
| Kohorte 13/14 | 213 | 196 | 152 | 132 | 110 | 103 | 92 | | | | | | | | |
| Schwund in % | | 8% | 29% | 38% | 48% | 52% | 57% | | | | | | | | |
| Kohorte 14/15 | 241 | 223 | 173 | 161 | 148 | | | | | | | | | | |
| Schwund in % | | 7% | 28% | 33% | 39% | | | | | | | | | | |

7. Abschlussprüfungen im Prüfungsjahr 2016 (01.10.2015-30.09.2016)

| Fach | Abschluss | WS 15/16 | | | SoSe 16 | | | Prüfungsjahr 2016 | | |
|--------------------------|-------------|-----------|-----------|-----------|-----------|-----------|-----------|-------------------|-----------|------------|
| | | M | W | Ges | M | W | Ges | M | W | Ges |
| Comparative+European Law | Bachelor VF | 1 | 6 | 7 | 3 | 7 | 10 | 4 | 13 | 17 |
| Eur. Recht | Master | 1 | 5 | 6 | | | | 1 | 5 | 6 |
| Gender Studies | Bachelor NF | 2 | | 2 | | | | 2 | | 2 |
| Rechtswissenschaft | Bachelor NF | 1 | | 1 | | | | 1 | | 1 |
| Rechtswissenschaft | BA FWmP KF | | 8 | 8 | 2 | 6 | 8 | 2 | 14 | 16 |
| Rechtswissenschaft | Staatsex. | 11 | 13 | 24 | 34 | 42 | 76 | 45 | 55 | 100 |
| Transnational Law | Master | 3 | 4 | 7 | | 2 | 2 | 3 | 6 | 9 |
| FB Gesamt | | 19 | 36 | 55 | 39 | 57 | 96 | 58 | 93 | 151 |

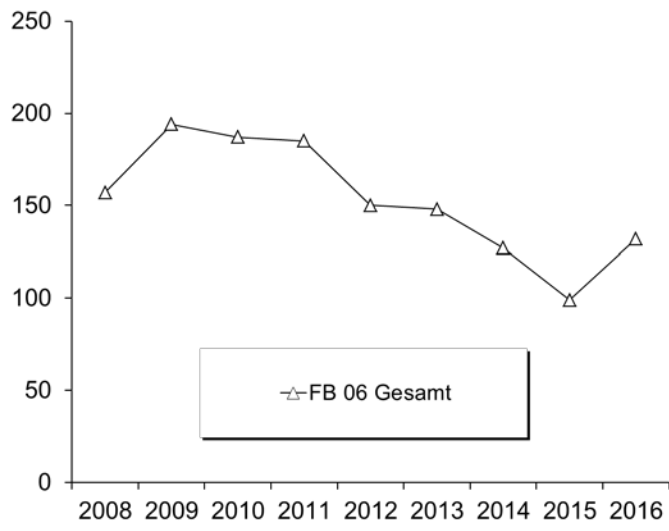
8. Absolventen: Studiendauer und Alter im Prüfungsjahr 2016

| Fach | Abschluss | Anz | Studiendauer | | Alter | |
|--------------------------|--------------|-----|--------------|--------|-------|--------|
| | | | MW | Median | MW | Median |
| Comparative+European Law | Bachelor VF | 17 | 8,35 | 8 | 25,13 | 24,59 |
| Transnational Law | Master | 9 | 3,11 | 2 | 26,93 | 26,63 |
| Eur. Recht | Master | 6 | 4,17 | 4 | 29,55 | 28,47 |
| Rechtswissenschaft | Staatsexamen | 100 | 10,43 | 10 | 26,91 | 26,46 |

9. Absolventen im Zeitverlauf vom Prüfungsjahr 2008-2016

| Fach | Abschluss | | 2008 | 2009 | 2010 | 2011 | 2012 | 2013 | 2014 | 2015 | 2016 |
|---------------------|--------------|------------|--------------------------|-------------|------------|------------|------------|------------|------------|-----------|------------|
| | | | Comparative+European Law | Bachelor VF | M | 4 | 5 | 8 | 4 | 6 | 3 |
| | | W | 18 | 3 | 4 | 14 | 14 | 13 | 16 | | 13 |
| | | Ges | 22 | 8 | 12 | 18 | 20 | 16 | 26 | 2 | 17 |
| Transnat. Law | Master | M | 4 | | | 4 | 5 | 2 | 4 | 1 | 3 |
| | | W | 2 | 3 | 2 | 1 | 1 | 6 | 2 | 2 | 6 |
| | | Ges | 6 | 3 | 2 | 5 | 6 | 8 | 6 | 3 | 9 |
| Eur. Recht | Master | M | 19 | 7 | 12 | 6 | 4 | 5 | 4 | 1 | 1 |
| | | W | 15 | 23 | 10 | 15 | 3 | 6 | 19 | 3 | 5 |
| | | Ges | 34 | 30 | 22 | 21 | 7 | 11 | 23 | 4 | 6 |
| Rechtswissenschaft | Staatsexamen | M | 48 | 54 | 62 | 50 | 37 | 52 | 27 | 35 | 45 |
| | | W | 41 | 87 | 83 | 91 | 78 | 60 | 45 | 55 | 55 |
| | | Ges | 89 | 141 | 145 | 141 | 115 | 112 | 72 | 90 | 100 |
| | | M | 76 | 72 | 82 | 64 | 53 | 62 | 45 | 39 | 53 |
| | | W | 81 | 122 | 105 | 121 | 97 | 86 | 82 | 60 | 79 |
| FB 06 Gesamt | | Ges | 157 | 194 | 187 | 185 | 150 | 148 | 127 | 99 | 132 |

Fortsetzung. Absolventen im Zeitverlauf



H. Fachbereich 07

1. Studienfälle nach Fachsemestern im WS 16/17

| Studiengang | Abschluß | G | 1 | 2 | 3 | 4 | 5 | 6 | 7 | 8 | 9 | 10 | 11 | 12 | 13-14 | >14 | Ges | RSZ |
|--------------------------|----------|------|------------|----------|------------|-----------|------------|-----------|------------|----------|-----------|----------|-----------|----------|-----------|----------|-------------|-------------|
| Betriebswirtschaftslehre | Bachelor | VF M | 201 | 4 | 169 | 2 | 171 | 10 | 110 | 3 | 32 | 1 | 17 | 2 | 8 | 5 | 735 | 557 |
| Betriebswirtschaftslehre | Bachelor | VF W | 182 | | 148 | 3 | 177 | 7 | 67 | 2 | 16 | 2 | 12 | 5 | 3 | 3 | 627 | 517 |
| Ges | | | 383 | 4 | 317 | 5 | 348 | 17 | 177 | 5 | 48 | 3 | 29 | 7 | 11 | 8 | 1362 | 1074 |
| Betriebswirtschaftslehre | Master | M | 72 | 1 | 79 | 4 | 39 | 2 | 15 | 3 | 1 | 1 | 1 | | | | 219 | 156 |
| Betriebswirtschaftslehre | Master | W | 49 | 2 | 56 | 9 | 49 | 1 | 9 | | 1 | | | | | | 176 | 116 |
| Ges | | | 121 | 3 | 135 | 13 | 88 | 3 | 24 | 3 | 2 | 1 | 1 | 1 | | | 395 | 272 |
| Komplexes Entscheiden | Master | M | 21 | | 15 | 1 | 14 | 2 | 5 | 1 | 4 | 1 | 1 | | 2 | | 67 | 37 |
| Komplexes Entscheiden | Master | W | 12 | 2 | 12 | 1 | 7 | 5 | 6 | 1 | 2 | | 1 | | | | 49 | 27 |
| Ges | | | 33 | 2 | 27 | 2 | 21 | 7 | 11 | 2 | 6 | 1 | 2 | | 2 | | 116 | 64 |
| Wirtschaftsinformatik | Bachelor | VF M | 45 | 1 | 43 | | 33 | 2 | 24 | 1 | 11 | | | | | 1 | 161 | 124 |
| Wirtschaftsinformatik | Bachelor | VF W | 9 | | 6 | | 9 | | 3 | | 1 | | | | | | 28 | 24 |
| Ges | | | 54 | 1 | 49 | | 42 | 2 | 27 | 1 | 12 | | | | | 1 | 189 | 148 |
| Wirtschaftsing.Etechnik | Bachelor | VF M | 71 | | 33 | 1 | 30 | 2 | 9 | 1 | 14 | 1 | | | | | 162 | 137 |
| Wirtschaftsing.Etechnik | Bachelor | VF W | 22 | | 8 | 1 | 7 | | 4 | | 1 | | | | | | 43 | 38 |
| Ges | | | 93 | | 41 | 2 | 37 | 2 | 13 | 1 | 15 | 1 | | | | | 205 | 175 |
| Wirtschaftsing.Etechnik | Master | M | 9 | | 4 | | | | | | | | | | | | 13 | 13 |
| Wirtschaftsing.Etechnik | Master | W | | | 1 | | | | | | | | | | | | 1 | 1 |
| Ges | | | 9 | | 5 | | | | | | | | | | | | 14 | 14 |
| Wirtschaftsing.Ptechnik | Bachelor | VF M | 104 | 1 | 93 | 3 | 80 | 3 | 64 | 5 | 22 | 2 | 10 | 2 | 7 | 8 | 404 | 284 |
| Wirtschaftsing.Ptechnik | Bachelor | VF W | 28 | 1 | 30 | 1 | 28 | 3 | 19 | 1 | 16 | 1 | 1 | | 2 | | 131 | 91 |
| Ges | | | 132 | 2 | 123 | 4 | 108 | 6 | 83 | 6 | 38 | 3 | 11 | 2 | 9 | 8 | 535 | 375 |
| Wirtschaftsing.Ptechnik | Master | M | 44 | 3 | 54 | 2 | 35 | 5 | 15 | | 4 | | 4 | 1 | 1 | | 168 | 103 |
| Wirtschaftsing.Ptechnik | Master | W | 7 | | 17 | 1 | 10 | 1 | 5 | | | | 1 | | | | 42 | 25 |
| Ges | | | 51 | 3 | 71 | 3 | 45 | 6 | 20 | | 4 | | 5 | 1 | 1 | | 210 | 128 |
| Wirtschaftspsychologie | Master | M | 9 | | 11 | | 16 | 3 | 2 | | 2 | | | | 1 | | 44 | 20 |
| Wirtschaftspsychologie | Master | W | 33 | 2 | 31 | 3 | 35 | 3 | 10 | | | | 1 | 1 | | | 119 | 69 |
| Ges | | | 42 | 2 | 42 | 3 | 51 | 6 | 12 | | 2 | | 1 | 1 | 1 | | 163 | 89 |
| Wirtschaftswissenschaft | BA FWmP | KF M | 22 | 2 | 9 | | 10 | | 12 | 1 | 8 | | 1 | | 4 | | 69 | 43 |
| Wirtschaftswissenschaft | BA FWmP | KF W | 42 | 4 | 30 | 1 | 25 | | 17 | 1 | 6 | | 2 | | 1 | | 129 | 102 |
| Ges | | | 64 | 6 | 39 | 1 | 35 | | 29 | 2 | 14 | | 3 | | 5 | | 198 | 145 |
| Wirtschaftswissenschaft | Bachelor | VF M | 71 | | 50 | 1 | 29 | 2 | 15 | 1 | 6 | 1 | 2 | | 2 | | 180 | 153 |
| Wirtschaftswissenschaft | Bachelor | VF W | 31 | | 14 | 1 | 13 | | 7 | 1 | 1 | | 2 | | 2 | | 72 | 59 |
| Ges | | | 102 | | 64 | 2 | 42 | 2 | 22 | 2 | 7 | 1 | 4 | | 4 | | 252 | 212 |

Studienfälle im FB 07: 3639

2. Studienfälle nach Hochschulsesemestern im WS 16/17

| Studiengang | Abschluß | G | 1 | 2 | 3 | 4 | 5 | 6 | 7 | 8 | 9 | 10 | 11 | 12 | 13-14 | >14 | Ges | RSZ |
|--------------------------|----------|------|------------|-----------|------------|-----------|------------|-----------|------------|-----------|------------|-----------|------------|-----------|-----------|-----------|-------------|-------------|
| Betriebswirtschaftslehre | Bachelor | VF M | 159 | 8 | 142 | 6 | 159 | 9 | 118 | 13 | 51 | 7 | 31 | 2 | 16 | 14 | 735 | 557 |
| Betriebswirtschaftslehre | Bachelor | VF W | 144 | 6 | 143 | 4 | 168 | 3 | 83 | 4 | 30 | 1 | 20 | 2 | 3 | 16 | 627 | 517 |
| Ges | | | 303 | 14 | 285 | 10 | 327 | 12 | 201 | 17 | 81 | 8 | 51 | 4 | 19 | 30 | 1362 | 1074 |
| Betriebswirtschaftslehre | Master | M | | | 3 | | | 1 | 25 | 7 | 71 | 6 | 49 | 6 | 33 | 18 | 219 | 156 |
| Betriebswirtschaftslehre | Master | W | | | 1 | 1 | | 1 | 21 | 6 | 45 | 5 | 58 | 5 | 18 | 15 | 176 | 116 |
| Ges | | | | | 4 | 1 | | 2 | 46 | 13 | 116 | 11 | 107 | 11 | 51 | 33 | 395 | 272 |
| Komplexes Entscheiden | Master | M | | | | | | | 2 | 1 | 8 | 5 | 12 | 4 | 11 | 24 | 67 | 37 |
| Komplexes Entscheiden | Master | W | | | 2 | | | | 4 | 1 | 11 | 3 | 3 | 2 | 7 | 16 | 49 | 27 |
| Ges | | | | | 2 | | | | 6 | 1 | 19 | 8 | 15 | 6 | 18 | 40 | 116 | 64 |
| Wirtschaftsing.Etechnik | Bachelor | VF M | 58 | 1 | 32 | 1 | 29 | 2 | 10 | 2 | 14 | 1 | 2 | | 6 | 4 | 162 | 137 |
| Wirtschaftsing.Etechnik | Bachelor | VF W | 19 | | 4 | | 12 | 1 | 3 | | 2 | | 1 | | | 1 | 43 | 38 |
| Ges | | | 77 | 1 | 36 | 1 | 41 | 3 | 13 | 2 | 16 | 1 | 3 | | 6 | 5 | 205 | 175 |
| Wirtschaftsinformatik | Bachelor | VF M | 35 | 1 | 37 | 1 | 36 | 3 | 21 | | 16 | | 6 | | 2 | 3 | 161 | 124 |
| Wirtschaftsinformatik | Bachelor | VF W | 6 | 1 | 7 | | 7 | | 3 | | 1 | | 1 | | 2 | | 28 | 24 |
| Ges | | | 41 | 2 | 44 | 1 | 43 | 3 | 24 | | 17 | | 7 | | 4 | 3 | 189 | 148 |

Fortsetzung: Studienfälle nach Hochschulesemestern

| Studiengang | Abschluß | G | 1 | 2 | 3 | 4 | 5 | 6 | 7 | 8 | 9 | 10 | 11 | 12 | 13-14 | >14 | Ges |
|-------------------------|----------|------------|------------|----------|------------|----------|-----------|----------|-----------|----------|-----------|----------|-----------|-----------|-----------|-----------|------------|
| Wirtschaftsing.Etechnik | Master | M | | | | | | | 6 | 2 | 3 | | | | 1 | 1 | 13 |
| Wirtschaftsing.Etechnik | Master | W | | | | | | | | | 1 | | | | | | 1 |
| | | Ges | | | | | | | 6 | 2 | 4 | | | | 1 | 1 | 14 |
| Wirtschaftsing.Ptechnik | Bachelor | VF M | 83 | 4 | 85 | 2 | 70 | 1 | 62 | 2 | 37 | 3 | 16 | 3 | 18 | 18 | 404 |
| Wirtschaftsing.Ptechnik | Bachelor | VF W | 24 | | 33 | | 22 | | 22 | | 20 | 1 | 4 | 1 | 1 | 3 | 131 |
| | | Ges | 107 | 4 | 118 | 2 | 92 | 1 | 84 | 2 | 57 | 4 | 20 | 4 | 19 | 21 | 535 |
| Wirtschaftsing.Ptechnik | Master | M | 2 | | 1 | 1 | 1 | | 15 | 3 | 34 | 1 | 46 | 4 | 30 | 30 | 168 |
| Wirtschaftsing.Ptechnik | Master | W | 1 | | 2 | | 2 | | 2 | 1 | 7 | | 9 | | 11 | 7 | 42 |
| | | Ges | 3 | | 3 | 1 | 3 | | 17 | 4 | 41 | 1 | 55 | 4 | 41 | 37 | 210 |
| Wirtschaftspsychologie | Master | M | | | | | | | | 2 | 5 | 1 | 13 | 4 | 9 | 10 | 44 |
| Wirtschaftspsychologie | Master | W | | | | | 1 | 5 | 12 | 7 | 12 | 6 | 30 | 7 | 29 | 10 | 119 |
| | | Ges | | | | | 1 | 5 | 12 | 9 | 17 | 7 | 43 | 11 | 38 | 20 | 163 |
| Wirtschaftswissenschaft | Bachelor | VF M | 60 | 1 | 42 | 5 | 26 | 2 | 19 | 2 | 9 | 1 | 5 | | 3 | 5 | 180 |
| Wirtschaftswissenschaft | Bachelor | VF W | 26 | 2 | 12 | 2 | 9 | | 8 | 1 | 4 | 2 | 1 | 1 | | 4 | 72 |
| | | Ges | 86 | 3 | 54 | 7 | 35 | 2 | 27 | 3 | 13 | 3 | 6 | 1 | 3 | 9 | 252 |
| Wirtschaftswissenschaft | BA FWmP | KF M | 12 | 2 | 9 | 1 | 10 | 2 | 11 | 1 | 7 | 1 | 4 | | 6 | 3 | 69 |
| Wirtschaftswissenschaft | BA FWmP | KF W | 28 | | 37 | 1 | 25 | 1 | 17 | | 12 | 1 | 4 | | 2 | 1 | 129 |
| | | Ges | 40 | 2 | 46 | 2 | 35 | 3 | 28 | 1 | 19 | 2 | 8 | | 8 | 4 | 198 |

Studienfälle im FB 07: 3639

3. Studienfälle nach Status, Geschlecht und Staatsangehörigkeit im WS 16/17

| Studiengang | Abschluß | G | Deutsche Studierende | | | | | | | | Ausländische Studierende | | | | | | Ges. |
|--------------------------|----------|------------|----------------------|-----------|------------|----------|------------|------------|-------------|-----------|--------------------------|----------|----------|-----------|------------|------------|-------------|
| | | | Rückmeld. | | Neuein. | | Erst-ein. | Beur-laubt | Ges. | Rückmeld. | | Neuein. | | Erst-ein. | Beur-laubt | Ges. | |
| | | | Fortg | 1 FS | 1 FS | Fortg | | | | Fortg | 1 FS | 1 FS | Fortg | | | | |
| Betriebswirtschaftslehre | Bachelor | VF M | 488 | 8 | 33 | 5 | 148 | 6 | 688 | 34 | 1 | | | 11 | 1 | 47 | 735 |
| Betriebswirtschaftslehre | Bachelor | VF W | 394 | 14 | 23 | | 133 | 8 | 572 | 40 | | 1 | | 11 | 3 | 55 | 627 |
| | | Ges | 882 | 22 | 56 | 5 | 281 | 14 | 1260 | 74 | 1 | 1 | | 22 | 4 | 102 | 1362 |
| Betriebswirtschaftslehre | Master | M | 137 | | 69 | | | 5 | 211 | 4 | 1 | 2 | | | 1 | 8 | 219 |
| Betriebswirtschaftslehre | Master | W | 112 | | 47 | | | 2 | 161 | 10 | | 2 | | | 3 | 15 | 176 |
| | | Ges | 249 | | 116 | | | 7 | 372 | 14 | 1 | 4 | | | 4 | 23 | 395 |
| Komplexes Entscheiden | Master | M | 41 | | 21 | | | 1 | 63 | 4 | | | | | | 4 | 67 |
| Komplexes Entscheiden | Master | W | 24 | | 12 | | | 6 | 42 | 7 | | | | | | 7 | 49 |
| | | Ges | 65 | | 33 | | | 7 | 105 | 11 | | | | | | 11 | 116 |
| Wirtschaftsinformatik | Bachelor | VF M | 100 | 2 | 8 | 2 | 31 | | 143 | 14 | | | | 4 | | 18 | 161 |
| Wirtschaftsinformatik | Bachelor | VF W | 10 | | 2 | 1 | 4 | | 17 | 8 | | 1 | | 2 | | 11 | 28 |
| | | Ges | 110 | 2 | 10 | 3 | 35 | | 160 | 22 | | 1 | | 6 | | 29 | 189 |
| Wirtschaftsing.Etechnik | Bachelor | VF M | 79 | 6 | 4 | | 49 | | 138 | 11 | 1 | 2 | | 9 | 1 | 24 | 162 |
| Wirtschaftsing.Etechnik | Bachelor | VF W | 14 | 2 | | | 15 | | 31 | 7 | | 1 | | 4 | | 12 | 43 |
| | | Ges | 93 | 8 | 4 | | 64 | | 169 | 18 | 1 | 3 | | 13 | 1 | 36 | 205 |
| Wirtschaftsing.Etechnik | Master | M | 3 | | 9 | | | | 12 | 1 | | | | | | 1 | 13 |
| Wirtschaftsing.Etechnik | Master | W | 1 | | | | | | 1 | | | | | | | | 1 |
| | | Ges | 4 | | 9 | | | | 13 | 1 | | | | | | | 14 |
| Wirtschaftsing.Ptechnik | Bachelor | VF M | 257 | 6 | 14 | 2 | 76 | 5 | 360 | 36 | | 1 | | 7 | | 44 | 404 |
| Wirtschaftsing.Ptechnik | Bachelor | VF W | 81 | | 3 | 1 | 17 | | 102 | 20 | 1 | | | 7 | 1 | 29 | 131 |
| | | Ges | 338 | 6 | 17 | 3 | 93 | 5 | 462 | 56 | 1 | 1 | | 14 | 1 | 73 | 535 |
| Wirtschaftsing.Ptechnik | Master | M | 101 | 1 | 39 | 1 | | 4 | 146 | 15 | | 2 | 1 | 2 | 2 | 22 | 168 |
| Wirtschaftsing.Ptechnik | Master | W | 27 | | 6 | | | 1 | 34 | 7 | | | | 1 | | 8 | 42 |
| | | Ges | 128 | 1 | 45 | 1 | | 5 | 180 | 22 | | 2 | 1 | 3 | 2 | 30 | 210 |
| Wirtschaftspsychologie | Master | M | 29 | | 8 | | | 5 | 42 | 1 | | 1 | | | | 2 | 44 |
| Wirtschaftspsychologie | Master | W | 77 | | 33 | 1 | | 8 | 119 | | | | | | | | 119 |
| | | Ges | 106 | | 41 | 1 | | 13 | 161 | 1 | | 1 | | | | 2 | 163 |
| Wirtschaftswissenschaft | Bachelor | VF M | 101 | 4 | 4 | 3 | 56 | | 168 | 5 | 2 | 1 | | 4 | | 12 | 180 |
| Wirtschaftswissenschaft | Bachelor | VF W | 35 | 1 | 4 | | 23 | | 63 | 5 | | | | 3 | 1 | 9 | 72 |
| | | Ges | 136 | 5 | 8 | 3 | 79 | | 231 | 10 | 2 | 1 | | 7 | 1 | 21 | 252 |

Fortsetzung. Studienfälle nach Status

| Studiengang | Abschluß | G | Deutsche Studierende | | | | | | Ausländische Studierende | | | | | | Ges. | | |
|-------------------------|------------|------------|----------------------|-----------|----------|-------|-----------|----------|--------------------------|-----------|----------|----------|------|----------|------|----------|------------|
| | | | Rückmeld. | | Neuein. | | Erst- | Beur- | Ges. | Rückmeld. | | Neuein. | | Erst- | | Beur- | Ges. |
| | | | Fortg | 1 FS | 1 FS | Fortg | | | | ein. | laubt | Fortg | 1 FS | | | | |
| Wirtschaftswissenschaft | BA FWmP KF | M | 45 | 5 | 4 | | 11 | 1 | 66 | 1 | | 1 | | 1 | | 3 | 69 |
| Wirtschaftswissenschaft | BA FWmP KF | W | 80 | 10 | 3 | | 28 | 3 | 124 | 4 | 1 | | | | | 5 | 129 |
| | | Ges | 125 | 15 | 7 | | 39 | 4 | 190 | 5 | 1 | 1 | | 1 | | 8 | 198 |

Studienfälle im FB 07: 3639

4. Studienfälle nach Alter im WS 16/17

| Studiengang | Abschluß | G | Gesamt | | 1. FS | | 1. HS | | |
|--------------------------|------------|------------|--------|-------------|--------------|------------|--------------|------------|--------------|
| | | | Anzahl | Ø Alter | Anzahl | Ø Alter | Anzahl | Ø Alter | |
| Betriebswirtschaftslehre | Bachelor | VF | M | 735 | 23,19 | 201 | 21,45 | 159 | 20,91 |
| Betriebswirtschaftslehre | Bachelor | VF | W | 627 | 22,65 | 182 | 20,88 | 144 | 20,53 |
| | | Ges | | 1362 | 22,94 | 383 | 21,18 | 303 | 20,73 |
| Betriebswirtschaftslehre | Master | | M | 219 | 26,13 | 72 | 24,78 | | |
| Betriebswirtschaftslehre | Master | | W | 176 | 25,72 | 49 | 24,45 | | |
| | | Ges | | 395 | 25,95 | 121 | 24,64 | | |
| Wirtschaftswissenschaft | Bachelor | VF | M | 180 | 22,87 | 71 | 21,20 | 60 | 20,85 |
| Wirtschaftswissenschaft | Bachelor | VF | W | 72 | 24,05 | 31 | 21,04 | 26 | 20,87 |
| | | Ges | | 252 | 23,21 | 102 | 21,15 | 86 | 20,86 |
| Wirtschaftswissenschaft | BA FWmP KF | | M | 69 | 24,00 | 22 | 21,52 | 12 | 20,65 |
| Wirtschaftswissenschaft | BA FWmP KF | | W | 129 | 22,61 | 42 | 20,61 | 28 | 20,29 |
| | | Ges | | 198 | 23,10 | 64 | 20,92 | 40 | 20,40 |

5. Studienfallentwicklung vom WS 08/09 – WS 16/17

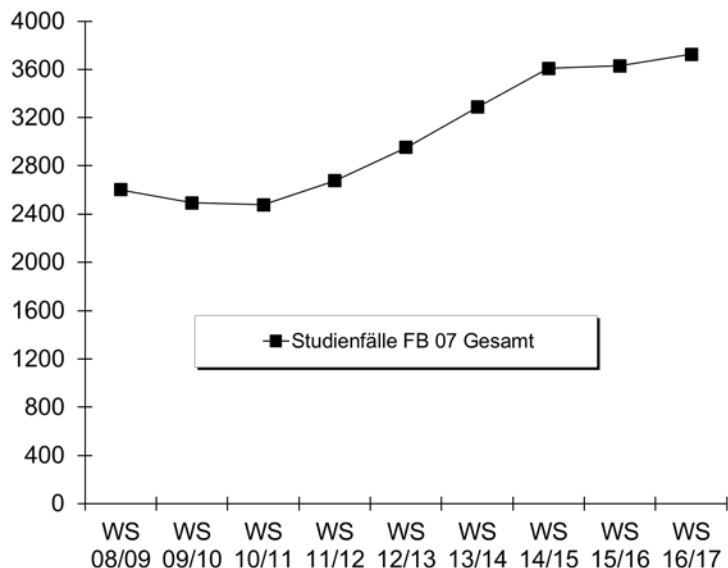
a) Studienfälle insgesamt

| | | WS 08/09 | WS 09/10 | WS 10/11 | WS 11/12 | WS 12/13 | WS 13/14 | WS 14/15 | WS 15/16 | WS 16/17 |
|----------------------------------|------------|-------------|-------------|-------------|-------------|-------------|-------------|-------------|-------------|-------------|
| Studienfälle FB 07 Gesamt | Ges | 2601 | 2492 | 2476 | 2676 | 2953 | 3286 | 3610 | 3630 | 3725 |
| | M | 1608 | 1563 | 1564 | 1653 | 1768 | 1978 | 2188 | 2195 | 2268 |
| | W | 993 | 902 | 912 | 1023 | 1185 | 1308 | 1422 | 1435 | 1457 |
| komplexes Entscheiden | | | | 35 | 114 | 116 | 128 | 124 | 117 | 116 |
| Master | Ges | | | 35 | 114 | 116 | 128 | 124 | 117 | 116 |
| | M | | | 22 | 61 | 61 | 67 | 66 | 66 | 67 |
| | W | | | 13 | 53 | 55 | 61 | 58 | 51 | 49 |
| Betr.-Wirtschaftslehre | | 1097 | 1058 | 1082 | 1243 | 1390 | 1515 | 1696 | 1757 | 1792 |
| Bachelor | Ges | 573 | 611 | 730 | 930 | 1086 | 1203 | 1325 | 1354 | 1362 |
| | M | 311 | 342 | 386 | 487 | 571 | 647 | 718 | 717 | 735 |
| | W | 262 | 269 | 344 | 443 | 515 | 556 | 607 | 637 | 627 |
| Master | Ges | | 55 | 123 | 196 | 267 | 290 | 350 | 384 | 395 |
| | M | | 21 | 51 | 98 | 149 | 159 | 183 | 215 | 219 |
| | W | | 34 | 72 | 98 | 118 | 131 | 167 | 169 | 176 |
| Promotion | Ges | 13 | 22 | 32 | 33 | 37 | 22 | 21 | 19 | 35 |
| | M | 8 | 14 | 16 | 21 | 22 | 12 | 12 | 10 | 15 |
| | W | 5 | 8 | 16 | 12 | 15 | 10 | 9 | 9 | 20 |

Fortsetzung: Studienfälle insgesamt

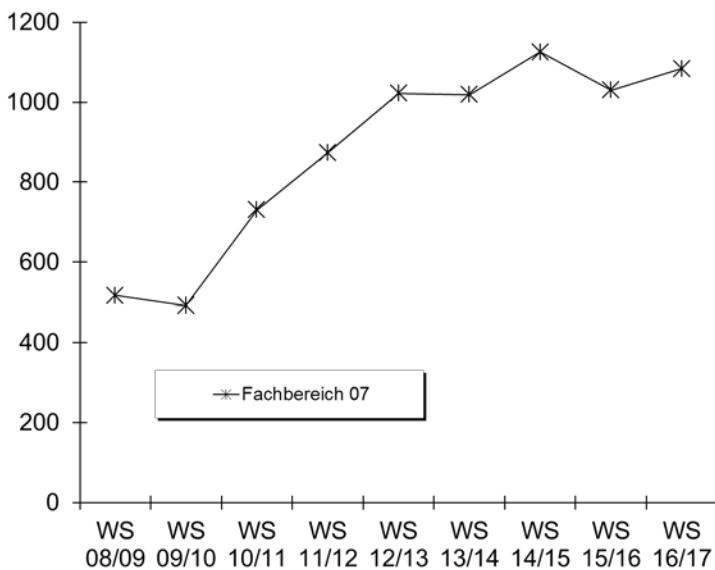
| | | WS 08/09 | WS 09/10 | WS 10/11 | WS 11/12 | WS 12/13 | WS 13/14 | WS 14/15 | WS 15/16 | WS 16/17 |
|--------------------------------|-----|------------|------------|------------|------------|------------|------------|------------|------------|------------|
| Wirtschaftswissenschaft | | 612 | 523 | 440 | 415 | 392 | 451 | 495 | 493 | 501 |
| Bachelor | Ges | 170 | 231 | 272 | 297 | 343 | 404 | 451 | 446 | 450 |
| | M | 87 | 128 | 142 | 162 | 189 | 220 | 253 | 255 | 249 |
| | W | 83 | 103 | 130 | 135 | 154 | 184 | 198 | 191 | 201 |
| Promotion | Ges | 54 | 48 | 39 | 48 | 49 | 47 | 44 | 47 | 51 |
| | M | 32 | 30 | 29 | 32 | 30 | 28 | 26 | 28 | 31 |
| | W | 22 | 18 | 10 | 16 | 19 | 19 | 18 | 19 | 20 |
| Wirtschaftsinformatik | | | | | | 27 | 86 | 142 | 165 | 189 |
| Bachelor | Ges | | | | | 27 | 86 | 142 | 165 | 189 |
| | M | | | | | 21 | 69 | 120 | 139 | 161 |
| | W | | | | | 6 | 17 | 22 | 26 | 28 |
| Wirtschaftspsychologie | | | | | | 159 | 168 | 177 | 165 | 163 |
| Master | Ges | | | | | 159 | 168 | 177 | 165 | 163 |
| | M | | | | | 51 | 53 | 53 | 48 | 44 |
| | W | | | | | 108 | 115 | 124 | 117 | 119 |
| Wirtschaftsingenieur | | 892 | 911 | 919 | 904 | 869 | 938 | 976 | 933 | 964 |
| Bachelor | Ges | 433 | 509 | 502 | 485 | 582 | 621 | 697 | 701 | 740 |
| | M | 337 | 394 | 383 | 370 | 449 | 482 | 550 | 540 | 566 |
| | W | 96 | 115 | 119 | 115 | 133 | 139 | 147 | 161 | 174 |
| Master | Ges | | 27 | 130 | 234 | 287 | 317 | 279 | 232 | 224 |
| | M | | 24 | 110 | 190 | 225 | 241 | 207 | 177 | 181 |
| | W | | 3 | 20 | 44 | 62 | 76 | 72 | 55 | 43 |

* inkl. Wirtschaftsing. E-Technik



b) Studienfälle im 1. Fachsemester

| Studiengang | Abschluss | | WS 08/09 | WS 09/10 | WS 10/11 | WS 11/12 | WS 12/13 | WS 13/14 | WS 14/15 | WS 15/16 | WS 16/17 |
|--------------------------|-------------|------------|------------|------------|------------|------------|-------------|-------------|-------------|-------------|-------------|
| Betr.-Wirtschaftslehre | Bachelor VF | M | 121 | 104 | 115 | 179 | 199 | 188 | 210 | 184 | 201 |
| | | W | 99 | 77 | 138 | 160 | 147 | 154 | 199 | 174 | 182 |
| | | Ges | 220 | 181 | 253 | 339 | 346 | 342 | 409 | 358 | 383 |
| Betr.-Wirtschaftslehre | Master | M | | 21 | 31 | 61 | 66 | 53 | 69 | 84 | 72 |
| | | W | | 34 | 42 | 40 | 40 | 57 | 78 | 55 | 49 |
| | | Ges | | 55 | 73 | 101 | 106 | 110 | 147 | 139 | 121 |
| Komplexes Entscheiden | Master | M | | | 22 | 41 | 14 | 13 | 15 | 15 | 21 |
| | | W | | | 13 | 42 | 16 | 17 | 10 | 12 | 12 |
| | | Ges | | | 35 | 83 | 30 | 30 | 25 | 27 | 33 |
| Wirtschaftsinformatik | Bachelor VF | M | | | | | 21 | 44 | 56 | 39 | 45 |
| | | W | | | | | 6 | 13 | 11 | 10 | 9 |
| | | Ges | | | | | 27 | 57 | 67 | 49 | 54 |
| Wirtschaftsing.E-Technik | Bachelor VF | M | | | | | 50 | 45 | 59 | 54 | 71 |
| | | W | | | | | 5 | 17 | 16 | 15 | 22 |
| | | Ges | | | | | 55 | 62 | 75 | 69 | 93 |
| Wirtschaftsing.Prodtech | Bachelor VF | M | 130 | 100 | 116 | 102 | 116 | 102 | 108 | 96 | 104 |
| | | W | 47 | 33 | 31 | 30 | 44 | 28 | 30 | 39 | 28 |
| | | Ges | 177 | 133 | 147 | 132 | 160 | 130 | 138 | 135 | 132 |
| Wirtschaftsingenieur | Master | M | | 24 | 83 | 73 | 59 | 64 | 30 | 42 | 44 |
| | | W | | 3 | 17 | 24 | 26 | 19 | 14 | 15 | 7 |
| | | Ges | | 27 | 100 | 97 | 85 | 83 | 44 | 57 | 51 |
| Wirtschaftspsychologie | Master | M | | | | | 20 | 15 | 13 | 11 | 9 |
| | | W | | | | | 44 | 29 | 41 | 32 | 33 |
| | | Ges | | | | | 64 | 44 | 54 | 43 | 42 |
| Wirtschaftswissenschaft | Bachelor VF | M | 43 | 33 | 47 | 52 | 64 | 53 | 67 | 71 | 71 |
| | | W | 26 | 23 | 32 | 32 | 34 | 45 | 45 | 24 | 31 |
| | | Ges | 69 | 56 | 79 | 84 | 98 | 98 | 112 | 95 | 102 |
| Wirtschaftswissenschaft | BA FWmP KF | M | | | | 15 | 22 | 24 | 18 | 15 | 22 |
| | | W | | | | 22 | 29 | 39 | 37 | 39 | 42 |
| | | Ges | | | | 37 | 51 | 63 | 55 | 54 | 64 |
| Fachbereich 07 | | M | 311 | 301 | 431 | 523 | 631 | 601 | 645 | 614 | 669 |
| | | W | 206 | 191 | 300 | 350 | 391 | 418 | 481 | 416 | 415 |
| | | Ges | 517 | 492 | 731 | 873 | 1022 | 1019 | 1126 | 1030 | 1084 |



6. Studienfallkohorten bis zum WS 14/15

| BWL VF Bachelor | Fachsemester | | | | | | | | | | |
|--------------------|-----------------------------|-----|-----|------|-----|-----|-------------------|-----|-----|-----|-----|
| | Abbruch oder Wechsel in RSZ | | | | | | >RSZ/Abgang enth. | | | | |
| | 1 | 2 | 3 | 4 | 5 | 6 | 7 | 8 | 9 | 10 | 11 |
| Kohorte 09/10 | 181 | 183 | 164 | 169 | 166 | 159 | 88 | 77 | 44 | 33 | 22 |
| Schwund in % | | -1% | 9% | 7% | 8% | 12% | 51% | 57% | 76% | 82% | 88% |
| Kohorte 10/11 | 253 | 249 | 245 | 241 | 226 | 215 | 112 | 92 | 47 | 39 | 26 |
| Schwund in % | | 2% | 3% | 5% | 11% | 15% | 56% | 64% | 81% | 85% | 90% |
| Kohorte 11/12 | 339 | 341 | 341 | 333 | 316 | 303 | 151 | 117 | 68 | 50 | 29 |
| Schwund in % | | -1% | -1% | 2% | 7% | 11% | 55% | 65% | 80% | 85% | 91% |
| Kohorte 12/13 | 346 | 346 | 336 | 352 | 336 | 329 | 174 | 132 | 48 | | |
| Schwund in % | | | 3% | -2% | 3% | 5% | 50% | 62% | 86% | | |
| Kohorte 13/14 | 342 | 325 | 313 | 316 | 292 | 281 | 177 | | | | |
| Schwund in % | | 5% | 8% | 316% | 15% | 18% | 48% | | | | |
| Kohorte 14/15 | 409 | 403 | 382 | 379 | 348 | | | | | | |
| Schwund in % | | 1% | 7% | 7% | 15% | | | | | | |

| BWL Master | Fachsemester | | | | | | |
|---------------|--------------|-----|-----|-----|------|-----|-----|
| | <= RSZ | | | | >RSZ | | |
| | 1 | 2 | 3 | 4 | 5 | 6 | 7 |
| Kohorte 12/13 | 106 | 106 | 100 | 90 | 62 | 32 | 9 |
| Schwund in % | | | 6% | 15% | 42% | 70% | 92% |
| Kohorte 13/14 | 110 | 110 | 110 | 107 | 78 | 56 | 24 |
| Schwund in % | | | 3% | 29% | 49% | 78% | |
| Kohorte 14/15 | 147 | 143 | 138 | 127 | 88 | | |
| Schwund in % | | 3% | 6% | 14% | 40% | | |

| Wirtschaftswiss. VF Bachelor | Fachsemester | | | | | | | | |
|---------------------------------|-----------------------------|-----|-----|-----|-----|-----|-------|-----|-----|
| | Abbruch oder Wechsel in RSZ | | | | | | > RSZ | | |
| | 1 | 2 | 3 | 4 | 5 | 6 | 7 | 8 | 9 |
| Kohorte 09/10 | 56 | 58 | 36 | 26 | 23 | 23 | 15 | 11 | 8 |
| Schwund in % | | -4% | 36% | 54% | 59% | 59% | 73% | 80% | 86% |
| Kohorte 10/11 | 79 | 80 | 55 | 47 | 40 | 39 | 20 | 14 | 8 |
| Schwund in % | | -1% | 30% | 41% | 49% | 51% | 75% | 82% | 90% |
| Kohorte 11/12 | 84 | 86 | 47 | 47 | 37 | 34 | 21 | 17 | 9 |
| Schwund in % | | -2% | 44% | 44% | 56% | 60% | 75% | 80% | 89% |
| Kohorte 12/13 | 98 | 94 | 78 | 55 | 49 | 48 | 22 | 12 | 7 |
| Schwund in % | | 4% | 20% | 44% | 50% | 51% | 78% | 88% | 93% |
| Kohorte 13/14 | 98 | 95 | 70 | 52 | 49 | 42 | 22 | | |
| Schwund in % | | 3% | 29% | 47% | 50% | 57% | 78% | | |
| Kohorte 14/15 | 112 | 102 | 77 | 62 | 42 | | | | |
| Schwund in % | | 9% | 31% | 45% | 63% | | | | |

| Wirtschaftswissenschaft BA FWMP KF | Fachsemester | | | | | | | | |
|---------------------------------------|-----------------------------|-----|-----|-----|-----|-----|------|-----|-----|
| | Abbruch oder Wechsel in RSZ | | | | | | >RSZ | | |
| | 1 | 2 | 3 | 4 | 5 | 6 | 7 | 8 | 9 |
| Kohorte 11/12 | 37 | 33 | 27 | 24 | 19 | 19 | 17 | 16 | 5 |
| Schwund in % | | 11% | 27% | 35% | 49% | 49% | 54% | 57% | 86% |
| Kohorte 12/13 | 51 | 54 | 36 | 35 | 32 | 30 | 28 | 26 | 14 |
| Schwund in % | | -6% | 29% | 31% | 37% | 41% | 45% | 49% | 73% |
| Kohorte 13/14 | 63 | 58 | 50 | 45 | 38 | 35 | 29 | | |
| Schwund in % | | 8% | 21% | 29% | 40% | 44% | 54% | | |
| Kohorte 14/15 | 55 | 53 | 46 | 43 | 35 | | | | |
| Schwund in % | | 4% | 16% | 22% | 36% | | | | |

7. Abschlussprüfungen im Prüfungsjahr 2016 (01.10.2015-30.09.2016)

| Fach | Abschluss | WS 15/16 | | | SoSe 16 | | | Prüfungsjahr 2016 | | |
|-------------------------|-------------|------------|------------|------------|------------|------------|------------|-------------------|------------|------------|
| | | M | W | Ges | M | W | Ges | M | W | Ges |
| Betr.-Wirtschaftslehre | Bachelor VF | 61 | 61 | 122 | 65 | 79 | 144 | 126 | 140 | 266 |
| Betr.-Wirtschaftslehre | Master | 29 | 21 | 50 | 21 | 22 | 43 | 50 | 43 | 93 |
| Komplexes Entscheiden | Master | 10 | 6 | 16 | 6 | 8 | 14 | 16 | 14 | 30 |
| Wirtschaftswissenschaft | Bachelor NF | 1 | | 1 | | | | 1 | | 1 |
| Wirtschaftswissenschaft | Bachelor VF | 13 | 9 | 22 | 14 | 9 | 23 | 27 | 18 | 45 |
| Wirtschaftswissenschaft | BA FWmP KF | 7 | 6 | 13 | 3 | 5 | 8 | 10 | 11 | 21 |
| Wirtschaftsingenieur | Bachelor VF | 41 | 10 | 51 | 37 | 8 | 45 | 78 | 18 | 96 |
| Wirtschaftsingenieur | Master | 38 | 18 | 56 | 30 | 6 | 36 | 68 | 24 | 92 |
| Wirtschaftspsychologie | Master | 8 | 18 | 26 | 6 | 11 | 17 | 14 | 29 | 43 |
| FB Gesamt | | 208 | 149 | 357 | 182 | 148 | 330 | 390 | 297 | 687 |

*Das Lehrangebot für den Studiengang Wirtschaftsingenieurwesen wird von FB 04 und FB 07 erbracht.

*Das Lehrangebot für den Studiengang Wirtschaftspsychologie wird von FB 11 und FB 07 erbracht.

8. Absolventen: Studiendauer und Alter im Prüfungsjahr 2016

| Fach | Abschluss | Anz | Studiendauer | | Alter | |
|------------------------------|-------------|-----|--------------|--------|-------|--------|
| | | | MW | Median | MW | Median |
| Betr.-Wirtschaftslehre | Bachelor VF | 266 | 7,22 | 6,5 | 24,75 | 24,35 |
| Betr.-Wirtschaftslehre | Master | 93 | 5,52 | 5 | 27,33 | 27,03 |
| Komplexes Entscheiden | Master | 30 | 7,93 | 8 | 29,3 | 28,83 |
| Wirtschaftswissenschaft | Bachelor VF | 45 | 6,96 | 6 | 25,14 | 24,21 |
| Wirtschaftsing. Etechnik | Bachelor VF | 11 | 6,73 | 7 | 24,85 | 22,97 |
| Wirtschaftsing. Prod.technik | Bachelor VF | 96 | 8,07 | 8 | 24,47 | 24,2 |
| Wirtschaftsing. Prod.technik | Master | 36 | 6,03 | 6 | 27,8 | 27,4 |
| Wirtschaftsingenieur | Master | 56 | 6,21 | 6,5 | 27,3 | 27,02 |
| Wirtschaftspsychologie | Master | 43 | 6,7 | 7 | 28,56 | 27,6 |

9. Absolventen im Zeitverlauf vom Prüfungsjahr 2008-2016

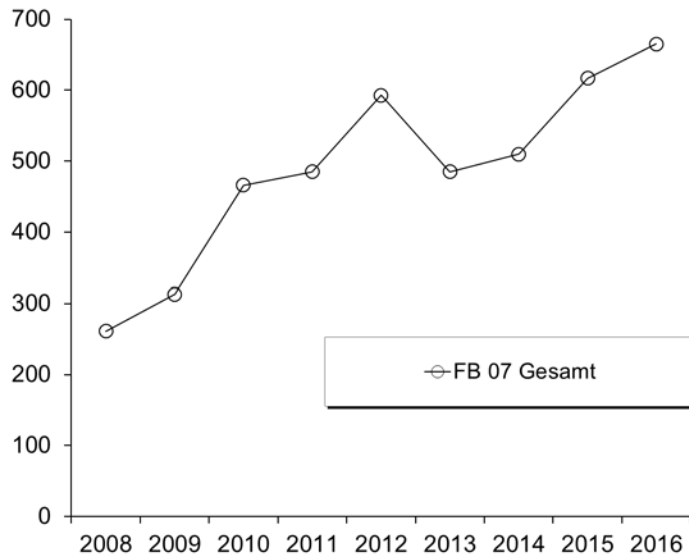
| Fach | Abschluss | | 2008 | 2009 | 2010 | 2011 | 2012 | 2013 | 2014 | 2015 | 2016 |
|--------------------------|-------------|------------|------|-----------|-----------|------------|------------|------------|------------|------------|------------|
| Betr.-Wirtschaftslehre | Bachelor VF | M | | 17 | 37 | 61 | 84 | 87 | 84 | 138 | 126 |
| | | W | | 23 | 38 | 52 | 66 | 90 | 105 | 115 | 140 |
| | | Ges | | 40 | 75 | 113 | 150 | 177 | 189 | 253 | 266 |
| Betr.-Wirtschaftslehre | Master | M | | | | | 19 | 25 | 46 | 52 | 50 |
| | | W | | | | | 24 | 30 | 37 | 41 | 43 |
| | | Ges | | | | | 43 | 55 | 83 | 93 | 93 |
| Komplexes Entscheiden | Master | M | | | | | | 4 | 11 | 14 | 16 |
| | | W | | | | | | 4 | 15 | 13 | 14 |
| | | Ges | | | | | | 8 | 26 | 27 | 30 |
| Wirtschaftswissenschaft | Bachelor VF | M | | | | 5 | 6 | 17 | 9 | 27 | 27 |
| | | W | | | | 3 | 2 | 7 | 12 | 11 | 18 |
| | | Ges | | | | 8 | 8 | 24 | 21 | 38 | 45 |
| Wirtschaftsingenieur.* | Bachelor VF | M | | 21 | 68 | 81 | 82 | 85 | 57 | 51 | 78 |
| | | W | | 4 | 16 | 26 | 40 | 28 | 16 | 27 | 18 |
| | | Ges | | 25 | 84 | 107 | 122 | 113 | 73 | 78 | 96 |
| Wirtschaftsingenieur.* | Master | M | | | | | 16 | 55 | 59 | 63 | 68 |
| | | W | | | | | 2 | 7 | 15 | 24 | 24 |
| | | Ges | | | | | 18 | 62 | 74 | 87 | 92 |
| Wirtschaftspsychologie.* | Master | M | | | | | 6 | 11 | 14 | 11 | 14 |
| | | W | | | | | 8 | 26 | 29 | 30 | 29 |
| | | Ges | | | | | 14 | 37 | 43 | 41 | 43 |

Fortsetzung. Absolventen im Zeitverlauf

| Fach | Abschluss | 2008 | 2009 | 2010 | 2011 | 2012 | 2013 | 2014 | 2015 | 2016 |
|---------------------|------------|------------|------------|------------|------------|------------|------------|------------|------------|------------|
| | M | 148 | 179 | 270 | 309 | 369 | 288 | 280 | 356 | 379 |
| | W | 113 | 134 | 196 | 176 | 224 | 197 | 230 | 261 | 286 |
| FB 07 Gesamt | Ges | 261 | 313 | 466 | 485 | 593 | 485 | 510 | 617 | 665 |

*Das Lehrangebot für den Studiengang Wirtschaftsingenieurwesen wird von FB 04 und FB 07 erbracht.

*Das Lehrangebot für den Studiengang Wirtschaftspsychologie wird von FB 11 und FB 07 erbracht.



I. Fachbereich 08

1. Studienfälle nach Fachsemestern im WS 16/17

| Studiengang | Abschluß | G | | 1 | 2 | 3 | 4 | 5 | 6 | 7 | 8 | 9 | 10 | 11 | 12 | 13-14 | >14 | Ges | RSZ |
|---------------------------|-----------------|------------|--|------------|----------|-----------|----------|-----------|----------|-----------|----------|-----------|----------|-----------|----------|-----------|-----------|------------|------------|
| Geographie | Bachelor | VF M | | 21 | | 24 | 1 | 18 | 1 | 17 | 2 | 3 | | 2 | | 2 | 6 | 97 | 65 |
| Geographie | Bachelor | VF W | | 26 | | 19 | 1 | 16 | | 7 | | 3 | 1 | 1 | | 1 | 2 | 77 | 62 |
| | | Ges | | 47 | | 43 | 2 | 34 | 1 | 24 | 2 | 6 | 1 | 3 | | 3 | 8 | 174 | 127 |
| Geographie | BA FWmP | KF M | | 3 | | | | 1 | | | | 2 | | 3 | | 1 | | 10 | 4 |
| Geographie | BA FWmP | KF W | | 6 | | 2 | | 3 | 1 | 2 | | | | 1 | | 1 | | 16 | 12 |
| | | Ges | | 9 | | 2 | | 4 | 1 | 2 | | 2 | | 4 | | 2 | | 26 | 16 |
| Geographie | BA FWmP | PF M | | 5 | | 1 | | 5 | | 4 | | 2 | 1 | 2 | | 1 | | 21 | 11 |
| Geographie | BA FWmP | PF W | | 10 | | | | 5 | | 4 | 1 | | | | | | | 20 | 15 |
| | | Ges | | 15 | | 1 | | 10 | | 8 | 1 | 2 | 1 | 2 | | 1 | | 41 | 26 |
| Geographie | BA LA Gy/Obers. | LF M | | 11 | 1 | 6 | | 10 | | 6 | 1 | 3 | | 3 | | 2 | | 43 | 28 |
| Geographie | BA LA Gy/Obers. | LF W | | 23 | | 11 | 1 | 16 | | 10 | | 2 | | 1 | | 1 | 1 | 66 | 51 |
| | | Ges | | 34 | 1 | 17 | 1 | 26 | | 16 | 1 | 5 | | 4 | | 3 | 1 | 109 | 79 |
| Geographie | M.Ed.Gym/Obers. | LF M | | 5 | | 7 | | 1 | | | | | | | | | | 13 | 12 |
| Geographie | M.Ed.Gym/Obers. | LF W | | 14 | | 13 | | 4 | | | | | | | | | | 31 | 27 |
| | | Ges | | 19 | | 20 | | 5 | | | | | | | | | | 44 | 39 |
| Physical Geography | Master | M | | 7 | | | | | | | | | | | | | | 7 | 7 |
| Physical Geography | Master | W | | 3 | | | | | | | | | | | | | | 3 | 3 |
| | | Ges | | 10 | | | | | | | | | | | | | | 10 | 10 |
| Geschichte | Bachelor | VF M | | 23 | | 19 | 1 | 11 | 1 | 5 | | 2 | | | | 1 | 2 | 65 | 55 |
| Geschichte | Bachelor | VF W | | 17 | | 11 | 1 | 7 | 1 | 3 | | 4 | | | | 1 | 1 | 46 | 37 |
| | | Ges | | 40 | | 30 | 2 | 18 | 2 | 8 | | 6 | | | | 2 | 3 | 111 | 92 |
| Geschichte | BA FWmP | KF M | | 11 | | 5 | | 3 | | 2 | 1 | 3 | 1 | 4 | | 1 | 1 | 32 | 19 |
| Geschichte | BA FWmP | KF W | | 13 | | 13 | 2 | 2 | | 3 | 1 | 7 | | | 1 | 2 | 1 | 45 | 30 |
| | | Ges | | 24 | | 18 | 2 | 5 | | 5 | 2 | 10 | 1 | 4 | 1 | 3 | 2 | 77 | 49 |
| Geschichte | BA FWmP | PF M | | 5 | | 8 | | 5 | | 1 | | 3 | | 1 | | 4 | 1 | 28 | 18 |
| Geschichte | BA FWmP | PF W | | 7 | 1 | | | 4 | 1 | 8 | | 2 | | 1 | | | | 24 | 13 |
| | | Ges | | 12 | 1 | 8 | | 9 | 1 | 9 | | 5 | | 2 | | 4 | 1 | 52 | 31 |
| Geschichte | BA LA Gy/Obers. | LF M | | 14 | | 14 | | 21 | 1 | 10 | | 3 | 2 | 3 | | 4 | 1 | 73 | 50 |
| Geschichte | BA LA Gy/Obers. | LF W | | 27 | 1 | 17 | | 23 | 2 | 7 | 1 | 3 | | 3 | | 3 | | 87 | 70 |
| | | Ges | | 41 | 1 | 31 | | 44 | 3 | 17 | 1 | 6 | 2 | 6 | | 7 | 1 | 160 | 120 |
| Geschichte | M.Ed.Gym/Obers. | LF M | | 11 | | 1 | | 2 | | | | | | | | | | 14 | 12 |
| Geschichte | M.Ed.Gym/Obers. | LF W | | 11 | 3 | 13 | | 6 | | | | | | | | | | 33 | 27 |
| | | Ges | | 22 | 3 | 14 | | 8 | | | | | | | | | | 47 | 39 |
| Geschichte | Master | M | | 11 | 2 | 6 | | 5 | 1 | 1 | 1 | | | 1 | | | | 28 | 19 |
| Geschichte | Master | W | | 5 | | 7 | 1 | 7 | 1 | 2 | 1 | 2 | | | | 1 | | 27 | 13 |
| | | Ges | | 16 | 2 | 13 | 1 | 12 | 2 | 3 | 2 | 2 | | 1 | | 1 | | 55 | 32 |
| Integrierte Europastudien | Bachelor | VF M | | 17 | | 20 | | 8 | | 3 | 1 | 5 | | 3 | | | 3 | 60 | 45 |
| Integrierte Europastudien | Bachelor | VF W | | 41 | | 32 | | 29 | 2 | 15 | | 9 | | | 1 | 2 | 4 | 135 | 104 |
| | | Ges | | 58 | | 52 | | 37 | 2 | 18 | 1 | 14 | | 3 | 1 | 2 | 7 | 195 | 149 |
| Komplexes Entscheiden | Master | M | | 21 | | 15 | 1 | 14 | 2 | 5 | 1 | 4 | 1 | 1 | | 2 | | 67 | 37 |
| Komplexes Entscheiden | Master | W | | 12 | 2 | 12 | 1 | 7 | 5 | 6 | 1 | 2 | | 1 | | | | 49 | 27 |
| | | Ges | | 33 | 2 | 27 | 2 | 21 | 7 | 11 | 2 | 6 | 1 | 2 | | 2 | | 116 | 64 |
| Politikwissenschaft | Bachelor | VF M | | 64 | | 56 | 5 | 50 | 1 | 33 | 5 | 19 | 1 | 11 | | 12 | 16 | 273 | 176 |
| Politikwissenschaft | Bachelor | VF W | | 41 | | 34 | 3 | 31 | 1 | 15 | 2 | 9 | | 4 | 1 | | 1 | 142 | 110 |
| | | Ges | | 105 | | 90 | 8 | 81 | 2 | 48 | 7 | 28 | 1 | 15 | 1 | 12 | 17 | 415 | 286 |
| Politikwissenschaft | BA FWmP | KF M | | 13 | | 7 | | 7 | 1 | 6 | | 3 | | 1 | | | | 38 | 28 |
| Politikwissenschaft | BA FWmP | KF W | | 15 | 3 | 11 | 1 | 9 | 1 | 4 | | 6 | 1 | 1 | | | | 52 | 40 |
| | | Ges | | 28 | 3 | 18 | 1 | 16 | 2 | 10 | | 9 | 1 | 2 | | | | 90 | 68 |
| Politikwissenschaft | BA FWmP | PF M | | 5 | 1 | 20 | | 7 | | 7 | | 10 | 1 | 4 | | 1 | 2 | 58 | 33 |
| Politikwissenschaft | BA FWmP | PF W | | 14 | | 15 | | 12 | 3 | 7 | 1 | 4 | 1 | 3 | | | 1 | 61 | 44 |
| | | Ges | | 19 | 1 | 35 | | 19 | 3 | 14 | 1 | 14 | 2 | 7 | | 1 | 3 | 119 | 77 |
| Politikwissenschaft | BA LA Gy/Obers. | LF M | | 21 | 1 | 17 | | 9 | 3 | 4 | | 4 | 1 | 2 | | | 1 | 63 | 51 |
| Politikwissenschaft | BA LA Gy/Obers. | LF W | | 22 | 3 | 25 | 3 | 12 | | 11 | | 3 | 1 | | | | | 80 | 65 |
| | | Ges | | 43 | 4 | 42 | 3 | 21 | 3 | 15 | | 7 | 2 | 2 | | | 1 | 143 | 116 |

Fortsetzung: Studienfälle nach Fachsemestern

| Studiengang | Abschluß | G | 1 | 2 | 3 | 4 | 5 | 6 | 7 | 8 | 9 | 10 | 11 | 12 | 13-14 | >14 | Ges | RSZ |
|--------------------------|-----------------|------|------------|----------|------------|----------|-----------|----------|-----------|----------|-----------|----------|-----------|----------|-----------|-----------|------------|------------|
| Politikwissenschaft | M.Ed.berufl. | LF M | 9 | 6 | 10 | 4 | 5 | 1 | | | | | | | | | 35 | 29 |
| Politikwissenschaft | M.Ed.berufl. | LF W | 1 | 3 | 1 | | | | 1 | | | | | | | | 6 | 5 |
| Ges | | | 10 | 9 | 11 | 4 | 5 | 1 | 1 | | | | | | | | 41 | 34 |
| Politikwissenschaft | M.Ed.Gym/Obers. | LF M | 11 | | 8 | 1 | 1 | | | | | | | | | | 21 | 20 |
| Politikwissenschaft | M.Ed.Gym/Obers. | LF W | 9 | | 10 | 1 | 7 | | | | | | | | | | 27 | 20 |
| Ges | | | 20 | | 18 | 2 | 8 | | | | | | | | | | 48 | 40 |
| Politikwissenschaft | Master | M | 13 | 1 | 13 | 1 | 16 | | 3 | 2 | 6 | | 1 | 1 | 1 | | 58 | 28 |
| Politikwissenschaft | Master | W | 9 | | 6 | | 9 | 1 | 3 | | 2 | 1 | 1 | | 1 | | 33 | 15 |
| Ges | | | 22 | 1 | 19 | 1 | 25 | 1 | 6 | 2 | 8 | 1 | 2 | 1 | 1 | 1 | 91 | 43 |
| Sozialpolitik | Master | M | 10 | | 14 | | 6 | 1 | 5 | | 3 | | 1 | | | 1 | 41 | 24 |
| Sozialpolitik | Master | W | 20 | 1 | 16 | 2 | 14 | 1 | 7 | 3 | 4 | | | | 1 | 4 | 73 | 39 |
| Ges | | | 30 | 1 | 30 | 2 | 20 | 2 | 12 | 3 | 7 | | 1 | | 1 | 5 | 114 | 63 |
| Soziologie | Bachelor | VF M | 59 | | 47 | 1 | 26 | 3 | 17 | 1 | 22 | | 10 | | 11 | 5 | 202 | 136 |
| Soziologie | Bachelor | VF W | 86 | 4 | 87 | 3 | 53 | | 38 | 2 | 13 | 2 | 16 | 2 | 8 | 6 | 320 | 233 |
| Ges | | | 145 | 4 | 134 | 4 | 79 | 3 | 55 | 3 | 35 | 2 | 26 | 2 | 19 | 11 | 522 | 369 |
| Soziologie+Sozialforschg | Master | M | 7 | | 9 | 1 | 3 | | 1 | | 1 | | 1 | | | | 23 | 17 |
| Soziologie+Sozialforschg | Master | W | 16 | | 17 | 1 | 13 | | 2 | | 1 | | 1 | | | | 51 | 34 |
| Ges | | | 23 | | 26 | 2 | 16 | | 3 | | 2 | | 2 | | | | 74 | 51 |
| Stadt- u. Regionalentw. | Master | M | 9 | | 10 | 1 | 7 | 1 | 5 | | | | | | 2 | | 35 | 20 |
| Stadt- u. Regionalentw. | Master | W | 6 | 1 | 9 | 3 | 10 | 1 | 5 | | 1 | | 1 | | | | 37 | 19 |
| Ges | | | 15 | 1 | 19 | 4 | 17 | 2 | 10 | | 1 | | 1 | | 2 | | 72 | 39 |

Studienfälle im FB 08: 2946

2. Studienfälle nach Hochschulsesemestern im WS 16/17

| Studiengang | Abschluß | G | 1 | 2 | 3 | 4 | 5 | 6 | 7 | 8 | 9 | 10 | 11 | 12 | 13-14 | >14 | Ges |
|--------------------|-----------------|------|-----------|----------|-----------|----------|-----------|----------|-----------|----------|-----------|----------|-----------|----------|-----------|-----------|------------|
| Geographie | Bachelor | VF M | 14 | 4 | 22 | 1 | 14 | 1 | 12 | 1 | 8 | | 4 | 1 | 4 | 11 | 97 |
| Geographie | Bachelor | VF W | 20 | 1 | 19 | | 16 | 1 | 7 | | 4 | 1 | 1 | 1 | 1 | 5 | 77 |
| Ges | | | 34 | 5 | 41 | 1 | 30 | 2 | 19 | 1 | 12 | 1 | 5 | 2 | 5 | 16 | 174 |
| Geographie | BA FWmP | KF M | 1 | | | | 1 | | 2 | | | | 4 | | 1 | 1 | 10 |
| Geographie | BA FWmP | KF W | 1 | | 3 | | 6 | | 3 | | 1 | | | | 1 | 1 | 16 |
| Ges | | | 2 | | 3 | | 7 | | 5 | | 1 | | 4 | | 2 | 2 | 26 |
| Geographie | BA FWmP | PF M | 4 | | 1 | | 2 | | 3 | 1 | 3 | 1 | 3 | | 1 | 2 | 21 |
| Geographie | BA FWmP | PF W | 5 | 1 | 1 | 2 | 5 | | 4 | | 2 | | | | | | 20 |
| Ges | | | 9 | 1 | 2 | 2 | 7 | | 7 | 1 | 5 | 1 | 3 | | 1 | 2 | 41 |
| Geographie | BA LA Gy/Obers. | LF M | 7 | | 5 | 2 | 10 | 2 | 2 | | 4 | 1 | 3 | 1 | 3 | 3 | 43 |
| Geographie | BA LA Gy/Obers. | LF W | 16 | | 7 | 1 | 17 | 1 | 8 | 2 | 7 | | 3 | | 2 | 2 | 66 |
| Ges | | | 23 | | 12 | 3 | 27 | 3 | 10 | 2 | 11 | 1 | 6 | 1 | 5 | 5 | 109 |
| Geographie | M.Ed.Gym/Obers. | LF M | | | | | | | 1 | | 3 | | 5 | | 1 | 3 | 13 |
| Geographie | M.Ed.Gym/Obers. | LF W | | | | | | | 8 | 1 | 10 | | 6 | | 5 | 1 | 31 |
| Ges | | | | | | | | | 9 | 1 | 13 | | 11 | | 6 | 4 | 44 |
| Physical Geography | Master | M | 3 | | | | | | | 1 | 1 | | 1 | | 1 | | 7 |
| Physical Geography | Master | W | | | | | | | 1 | | 1 | | | | 1 | | 3 |
| Ges | | | 3 | | | | | | 1 | 1 | 2 | | 1 | | 2 | | 10 |
| Geschichte | Bachelor | VF M | 8 | 2 | 17 | 1 | 11 | 2 | 7 | 3 | 6 | | 3 | | 1 | 4 | 65 |
| Geschichte | Bachelor | VF W | 12 | | 8 | | 6 | 2 | 8 | | 4 | | 2 | 1 | 2 | 1 | 46 |
| Ges | | | 20 | 2 | 25 | 1 | 17 | 4 | 15 | 3 | 10 | | 5 | 1 | 3 | 5 | 111 |
| Geschichte | BA FWmP | KF M | 10 | | 5 | | 2 | | 2 | | 1 | 1 | 3 | | 3 | 5 | 32 |
| Geschichte | BA FWmP | KF W | 10 | 1 | 11 | 1 | | | 4 | | 7 | | 2 | | 1 | 8 | 45 |
| Ges | | | 20 | 1 | 16 | 1 | 2 | | 6 | | 8 | 1 | 5 | | 4 | 13 | 77 |
| Geschichte | BA FWmP | PF M | 3 | | 6 | 1 | 3 | | 3 | | 4 | | 1 | | 5 | 2 | 28 |
| Geschichte | BA FWmP | PF W | 6 | | | | 3 | | 9 | | 2 | 1 | 1 | | 2 | 2 | 24 |
| Ges | | | 9 | | 6 | 1 | 6 | | 12 | | 6 | 1 | 2 | | 5 | 4 | 52 |
| Geschichte | BA LA Gy/Obers. | LF M | 8 | | 4 | 1 | 17 | | 13 | | 6 | 2 | 6 | 1 | 8 | 7 | 73 |
| Geschichte | BA LA Gy/Obers. | LF W | 20 | | 14 | 1 | 17 | | 10 | 4 | 4 | 1 | 2 | | 10 | 4 | 87 |
| Ges | | | 28 | | 18 | 2 | 34 | | 23 | 4 | 10 | 3 | 8 | 1 | 18 | 11 | 160 |
| Geschichte | M.Ed.Gym/Obers. | LF M | | | | | | | 3 | | 5 | | 2 | | 2 | 2 | 14 |
| Geschichte | M.Ed.Gym/Obers. | LF W | | | | | | | 4 | 2 | 8 | 1 | 12 | 1 | 2 | 3 | 33 |
| Ges | | | | | | | | | 7 | 2 | 13 | 1 | 14 | 1 | 4 | 5 | 47 |

Fortsetzung: Studienfälle nach Hochschulsesemestern

| Studiengang | Abschluß | G | 1 | 2 | 3 | 4 | 5 | 6 | 7 | 8 | 9 | 10 | 11 | 12 | 13-14 | >14 | Ges |
|---------------------------|-----------------|------------|------------|----------|------------|----------|-----------|-----------|-----------|----------|-----------|----------|-----------|----------|-----------|-----------|------------|
| Geschichte | Master | M | | | | | | | | | 7 | | 1 | 3 | 7 | 10 | 28 |
| Geschichte | Master | W | | | | | | | 1 | | 5 | | 2 | 2 | 5 | 12 | 27 |
| | | Ges | | | | | | | 1 | | 12 | | 3 | 5 | 12 | 22 | 55 |
| Integrierte Europastudien | Bachelor | VF M | 11 | | 11 | 3 | 9 | 1 | 2 | 1 | 7 | | 4 | 1 | 5 | 5 | 60 |
| Integrierte Europastudien | Bachelor | VF W | 30 | | 35 | 1 | 27 | | 17 | | 14 | | 1 | | 2 | 8 | 135 |
| | | Ges | 41 | | 46 | 4 | 36 | 1 | 19 | 1 | 21 | | 5 | 1 | 7 | 13 | 195 |
| Komplexes Entscheiden | Master | M | | | | | | | 2 | 1 | 8 | 5 | 12 | 4 | 11 | 24 | 67 |
| Komplexes Entscheiden | Master | W | | | 2 | | | 1 | 4 | | 11 | 3 | 3 | 2 | 7 | 16 | 49 |
| | | Ges | | | 2 | | | 1 | 6 | 1 | 19 | 8 | 15 | 6 | 18 | 40 | 116 |
| Politikwissenschaft | Bachelor | VF M | 38 | 1 | 42 | 2 | 47 | 8 | 44 | 4 | 25 | 2 | 14 | 4 | 8 | 34 | 273 |
| Politikwissenschaft | Bachelor | VF W | 35 | | 30 | 2 | 24 | 5 | 16 | 3 | 15 | 1 | 6 | | 1 | 4 | 142 |
| | | Ges | 73 | 1 | 72 | 4 | 71 | 13 | 60 | 7 | 40 | 3 | 20 | 4 | 9 | 38 | 415 |
| Politikwissenschaft | BA FWmP | KF M | 8 | 2 | 3 | 1 | 5 | 1 | 5 | 1 | 4 | | 4 | 1 | 1 | 2 | 38 |
| Politikwissenschaft | BA FWmP | KF W | 11 | | 10 | | 8 | 1 | 7 | 1 | 7 | 1 | 2 | 1 | 2 | 1 | 52 |
| | | Ges | 19 | 2 | 13 | 1 | 13 | 2 | 12 | 2 | 11 | 1 | 6 | 2 | 3 | 3 | 90 |
| Politikwissenschaft | BA FWmP | PF M | 4 | | 13 | | 7 | 1 | 11 | 1 | 7 | 1 | 6 | | 4 | 3 | 58 |
| Politikwissenschaft | BA FWmP | PF W | 11 | 1 | 10 | | 12 | | 11 | | 6 | | 5 | | 1 | 4 | 61 |
| | | Ges | 15 | 1 | 23 | | 19 | 1 | 22 | 1 | 13 | 1 | 11 | | 5 | 7 | 119 |
| Politikwissenschaft | BA LA Gy/Obers. | LF M | 11 | 2 | 13 | | 8 | | 3 | | 6 | | 7 | 1 | 5 | 7 | 63 |
| Politikwissenschaft | BA LA Gy/Obers. | LF W | 17 | | 17 | | 13 | | 14 | 2 | 8 | | 4 | | 1 | 4 | 80 |
| | | Ges | 28 | 2 | 30 | | 21 | | 17 | 2 | 14 | | 11 | 1 | 6 | 11 | 143 |
| Politikwissenschaft | M.Ed.berufl. | LF M | | | | | | | 2 | | 4 | 1 | 4 | 7 | 6 | 11 | 35 |
| Politikwissenschaft | M.Ed.berufl. | LF W | | | | | | | | | 1 | | 2 | | 1 | 2 | 6 |
| | | Ges | | | | | | | 2 | | 5 | 1 | 6 | 7 | 7 | 13 | 41 |
| Politikwissenschaft | M.Ed.Gym/Obers. | LF M | | | | | | | 1 | | 3 | 2 | 10 | 1 | 1 | 3 | 21 |
| Politikwissenschaft | M.Ed.Gym/Obers. | LF W | | | | | | | 3 | | 4 | | 14 | 1 | 3 | 2 | 27 |
| | | Ges | | | | | | | 4 | | 7 | 2 | 24 | 2 | 4 | 5 | 48 |
| Politikwissenschaft | Master | M | | | | | | | 2 | 2 | 7 | 2 | 13 | 3 | 6 | 23 | 58 |
| Politikwissenschaft | Master | W | 1 | | | | 1 | | 1 | | 6 | 1 | 5 | | 9 | 9 | 33 |
| | | Ges | 1 | | | | 1 | | 3 | 2 | 13 | 3 | 18 | 3 | 15 | 32 | 91 |
| Sozialpolitik | Master | M | | | 2 | | | | 2 | | 7 | | 12 | | 5 | 13 | 41 |
| Sozialpolitik | Master | W | 1 | | | | | 1 | 2 | 4 | 11 | 1 | 11 | 5 | 14 | 23 | 73 |
| | | Ges | 1 | | 2 | | | 1 | 4 | 4 | 18 | 1 | 23 | 5 | 19 | 36 | 114 |
| Soziologie | Bachelor | VF M | 46 | 5 | 36 | 1 | 26 | | 23 | 4 | 22 | 3 | 13 | 1 | 10 | 12 | 202 |
| Soziologie | Bachelor | VF W | 70 | 1 | 82 | 2 | 51 | 5 | 42 | 4 | 15 | | 14 | 3 | 12 | 19 | 320 |
| | | Ges | 116 | 6 | 118 | 3 | 77 | 5 | 65 | 8 | 37 | 3 | 27 | 4 | 22 | 31 | 522 |
| Soziologie+Sozialforschg | Master | M | | | | | | | | 1 | 2 | | 7 | 2 | 6 | 5 | 23 |
| Soziologie+Sozialforschg | Master | W | | | | | | | 2 | 1 | 13 | 1 | 14 | 2 | 11 | 7 | 51 |
| | | Ges | | | | | | | 2 | 2 | 15 | 1 | 21 | 4 | 17 | 12 | 74 |
| Stadt- u. Regionalentw. | Master | M | | | | | 1 | | | 1 | 4 | 2 | 9 | 1 | 7 | 10 | 35 |
| Stadt- u. Regionalentw. | Master | W | | | | | 1 | | 1 | | 7 | 1 | 10 | 3 | 6 | 8 | 37 |
| | | Ges | | | | | 2 | | 1 | 1 | 11 | 3 | 19 | 4 | 13 | 18 | 72 |

Studienfälle im FB 08: 2946

3. Studienfälle nach Status, Geschlecht und Staatsangehörigkeit im WS 16/17

| Studiengang | Abschluß | G | Deutsche Studierende | | | | | | | Ausländische Studierende | | | | | Ges. | | |
|-------------|----------|------------|----------------------|----------|-----------|----------|-----------|-----------|------------|--------------------------|----------|------|------|----------|------|----------|------------|
| | | | Rückmeld. | | Neuein. | | Ges. | Rückmeld. | | Neuein. | | Ges. | | | | | |
| | | | Fortg | 1 FS | 1 FS | Fortg | | ein. | laubt | Fortg | 1 FS | | 1 FS | Fortg | | ein. | laubt |
| Geographie | Bachelor | VF M | 72 | | 7 | 1 | 14 | 1 | 95 | 2 | | | | | | 2 | 97 |
| Geographie | Bachelor | VF W | 47 | 3 | 3 | 1 | 18 | 2 | 74 | 1 | | | | 2 | | 3 | 77 |
| | | Ges | 119 | 3 | 10 | 2 | 32 | 3 | 169 | 3 | | | | 2 | | 5 | 174 |
| Geographie | BA FWmP | KF M | 7 | 1 | | | 1 | | 9 | | 1 | | | | | 1 | 10 |
| Geographie | BA FWmP | KF W | 9 | 4 | | | 1 | 1 | 15 | | 1 | | | | | 1 | 16 |
| | | Ges | 16 | 5 | | | 2 | 1 | 24 | | 2 | | | | | 2 | 26 |
| Geographie | BA FWmP | PF M | 16 | 1 | | | 4 | | 21 | | | | | | | | 21 |
| Geographie | BA FWmP | PF W | 9 | 1 | 4 | | 5 | 1 | 20 | | | | | | | | 20 |
| | | Ges | 25 | 2 | 4 | | 9 | 1 | 41 | | | | | | | | 41 |

Fortsetzung: Studienfälle nach Status

| Studiengang | Abschluß | G | Deutsche Studierende | | | | | | Ausländische Studierende | | | | | | Ges. | | |
|---------------------------|-----------------|------------|----------------------|-----------|-----------|----------|-----------|----------|--------------------------|-----------|----------|----------|------|----------|----------|-----------|------------|
| | | | Rückmeld. | | Neuein. | | Erst- | Beur- | Ges. | Rückmeld. | | Neuein. | | Erst- | | Beur- | Ges. |
| | | | Fortg | 1 FS | 1 FS | Fortg | | | | ein. | laubt | Fortg | 1 FS | | | | |
| Geographie | BA LA Gy/Obers. | LF M | 31 | 4 | | | 7 | 1 | 43 | | | | | | | | 43 |
| Geographie | BA LA Gy/Obers. | LF W | 39 | 5 | | 1 | 12 | 1 | 57 | 3 | 1 | 1 | | 4 | | 9 | 66 |
| | | Ges | 70 | 9 | | 1 | 19 | 1 | 100 | 3 | 1 | 1 | | 4 | | 9 | 109 |
| Geographie | M.Ed.Gym/Obers. | LF M | 8 | 1 | 4 | | | | 13 | | | | | | | | 13 |
| Geographie | M.Ed.Gym/Obers. | LF W | 16 | 3 | 11 | | | | 30 | 1 | | | | | | 1 | 31 |
| | | Ges | 24 | 4 | 15 | | | | 43 | 1 | | | | | | 1 | 44 |
| Physical Geography | Master | M | | | 4 | | 1 | | 5 | | | | | 2 | | 2 | 7 |
| Physical Geography | Master | W | | | 3 | | | | 3 | | | | | | | | 3 |
| | | Ges | | | 7 | | 1 | | 8 | | | | | 2 | | 2 | 10 |
| Geschichte | Bachelor | VF M | 39 | 8 | 7 | 1 | 8 | 1 | 64 | 1 | | | | | | 1 | 65 |
| Geschichte | Bachelor | VF W | 22 | 1 | 4 | 1 | 12 | 1 | 41 | 5 | | | | | | 5 | 46 |
| | | Ges | 61 | 9 | 11 | 2 | 20 | 2 | 105 | 6 | | | | | | 6 | 111 |
| Geschichte | BA FWmP | KF M | 19 | | | | 10 | 1 | 30 | 1 | 1 | | | | | 2 | 32 |
| Geschichte | BA FWmP | KF W | 22 | 1 | 2 | 2 | 10 | 3 | 40 | 4 | | | | | 1 | 5 | 45 |
| | | Ges | 41 | 1 | 2 | 2 | 20 | 4 | 70 | 5 | 1 | | | | 1 | 7 | 77 |
| Geschichte | BA FWmP | PF M | 23 | 1 | 1 | | 3 | | 28 | | | | | | | | 28 |
| Geschichte | BA FWmP | PF W | 15 | 1 | | 1 | 6 | | 23 | 1 | | | | | | 1 | 24 |
| | | Ges | 38 | 2 | 1 | 1 | 9 | | 51 | 1 | | | | | | 1 | 52 |
| Geschichte | BA LA Gy/Obers. | LF M | 53 | 3 | 2 | | 8 | | 66 | 5 | | 1 | | | 1 | 7 | 73 |
| Geschichte | BA LA Gy/Obers. | LF W | 49 | 5 | 2 | 3 | 18 | | 77 | 8 | | | 2 | | 10 | 87 | |
| | | Ges | 102 | 8 | 4 | 3 | 26 | | 143 | 13 | | 1 | | 2 | 1 | 17 | 160 |
| Geschichte | M.Ed.Gym/Obers. | LF M | 3 | | 11 | | | | 14 | | | | | | | | 14 |
| Geschichte | M.Ed.Gym/Obers. | LF W | 19 | | 11 | 1 | | 1 | 32 | 1 | | | | | | 1 | 33 |
| | | Ges | 22 | | 22 | 1 | | 1 | 46 | 1 | | | | | | 1 | 47 |
| Geschichte | Master | M | 12 | | 11 | 1 | | 2 | 26 | 1 | | | | | 1 | 2 | 28 |
| Geschichte | Master | W | 19 | | 5 | | | 3 | 27 | | | | | | | | 27 |
| | | Ges | 31 | | 16 | 1 | | 5 | 53 | 1 | | | | | 1 | 2 | 55 |
| Integrierte Europastudien | Bachelor | VF M | 35 | 2 | 3 | | 11 | | 51 | 8 | 1 | | | | | 9 | 60 |
| Integrierte Europastudien | Bachelor | VF W | 76 | 4 | 5 | | 28 | 2 | 115 | 16 | 1 | 1 | | 2 | | 20 | 135 |
| | | Ges | 111 | 6 | 8 | | 39 | 2 | 166 | 24 | 2 | 1 | | 2 | | 29 | 195 |
| Komplexes Entscheiden | Master | M | 41 | | 21 | | | 1 | 63 | 4 | | | | | | 4 | 67 |
| Komplexes Entscheiden | Master | W | 24 | | 12 | | | 6 | 42 | 7 | | | | | | 7 | 49 |
| | | Ges | 65 | | 33 | | | 7 | 105 | 11 | | | | | | 11 | 116 |
| Politikwissenschaft | Bachelor | VF M | 200 | 11 | 13 | | 36 | 4 | 264 | 5 | | 2 | | 2 | | 9 | 273 |
| Politikwissenschaft | Bachelor | VF W | 90 | 2 | 4 | | 33 | | 129 | 11 | | | | 2 | | 13 | 142 |
| | | Ges | 290 | 13 | 17 | | 69 | 4 | 393 | 16 | | 2 | | 4 | | 22 | 415 |
| Politikwissenschaft | BA FWmP | KF M | 23 | 1 | 3 | | 8 | | 35 | 2 | | 1 | | | | 3 | 38 |
| Politikwissenschaft | BA FWmP | KF W | 32 | 2 | 2 | | 11 | 2 | 49 | 3 | | | | | | 3 | 52 |
| | | Ges | 55 | 3 | 5 | | 19 | 2 | 84 | 5 | | 1 | | | | 6 | 90 |
| Politikwissenschaft | BA FWmP | PF M | 49 | | 1 | 1 | 4 | | 55 | 3 | | | | | | 3 | 58 |
| Politikwissenschaft | BA FWmP | PF W | 42 | | 3 | 2 | 11 | | 58 | 3 | | | | | | 3 | 61 |
| | | Ges | 91 | | 4 | 3 | 15 | | 113 | 6 | | | | | | 6 | 119 |
| Politikwissenschaft | BA LA Gy/Obers. | LF M | 38 | 2 | 6 | | 9 | 1 | 56 | 3 | 2 | | | 2 | | 7 | 63 |
| Politikwissenschaft | BA LA Gy/Obers. | LF W | 49 | 1 | 4 | 1 | 16 | 1 | 72 | 7 | | | | 1 | | 8 | 80 |
| | | Ges | 87 | 3 | 10 | 1 | 25 | 2 | 128 | 10 | 2 | | | 3 | | 15 | 143 |
| Politikwissenschaft | M.Ed.berufl. | LF M | 24 | 2 | 7 | 1 | | | 34 | | | | | | 1 | 1 | 35 |
| Politikwissenschaft | M.Ed.berufl. | LF W | 5 | | 1 | | | | 6 | | | | | | | | 6 |
| | | Ges | 29 | 2 | 8 | 1 | | | 40 | | | | | | 1 | 1 | 41 |
| Politikwissenschaft | M.Ed.Gym/Obers. | LF M | 9 | | 11 | | | 1 | 21 | | | | | | | | 21 |
| Politikwissenschaft | M.Ed.Gym/Obers. | LF W | 17 | | 9 | | | | 26 | 1 | | | | | | 1 | 27 |
| | | Ges | 26 | | 20 | | | 1 | 47 | 1 | | | | | | 1 | 48 |
| Politikwissenschaft | Master | M | 40 | | 13 | 1 | | 2 | 56 | 2 | | | | | | 2 | 58 |
| Politikwissenschaft | Master | W | 21 | | 8 | | | | 29 | 3 | | | | 1 | | 4 | 33 |
| | | Ges | 61 | | 21 | 1 | | 2 | 85 | 5 | | | | 1 | | 6 | 91 |
| Sozialpolitik | Master | M | 26 | | 10 | | | | 36 | 4 | | | | | 1 | 5 | 41 |
| Sozialpolitik | Master | W | 43 | | 17 | | | 6 | 66 | 4 | | 2 | | 1 | | 7 | 73 |
| | | Ges | 69 | | 27 | | | 6 | 102 | 8 | | 2 | | 1 | 1 | 12 | 114 |

Fortsetzung: Studienfälle nach Status

| Studiengang | Abschluß | G | Deutsche Studierende | | | | | | | | Ausländische Studierende | | | | | Ges. | |
|--------------------------|----------|------------|----------------------|----------|-----------|----------|------------|----------|------------|-----------|--------------------------|----------|----------|------------|----------|-----------|------------|
| | | | Rückmeld. | | Neuein. | | Erst-Beur- | | Ges. | Rückmeld. | | Neuein. | | Erst-Beur- | | | Ges. |
| | | | Fortg | 1 FS | 1 FS | Fortg | ein. | laubt | | Fortg | 1 FS | 1 FS | Fortg | ein. | laubt | | |
| Soziologie | Bachelor | VF M | 132 | 2 | 11 | 1 | 46 | 3 | 195 | 6 | | | 1 | | | 7 | 202 |
| Soziologie | Bachelor | VF W | 214 | 7 | 9 | 2 | 68 | 6 | 306 | 11 | | | 2 | 1 | 14 | 320 | |
| | | Ges | 346 | 9 | 20 | 3 | 114 | 9 | 501 | 17 | | | 1 | 2 | 1 | 21 | 522 |
| Soziologie+Sozialforschg | Master | M | 13 | | 7 | | | 1 | 21 | 2 | | | | | 2 | 23 | |
| Soziologie+Sozialforschg | Master | W | 33 | | 14 | | | | 47 | 2 | | 2 | | | 4 | 51 | |
| | | Ges | 46 | | 21 | | | 1 | 68 | 4 | | 2 | | | 6 | 74 | |
| Stadt- u. Regionalentw. | Master | M | 24 | | 9 | | | 1 | 34 | 1 | | | | | 1 | 35 | |
| Stadt- u. Regionalentw. | Master | W | 23 | | 5 | | | 3 | 31 | 4 | | 1 | | 1 | 6 | 37 | |
| | | Ges | 47 | | 14 | | | 4 | 65 | 5 | | 1 | | 1 | 7 | 72 | |

Studienfälle im FB 08: 2946

4. Studienfälle nach Alter im WS 16/17

| Studiengang | Abschluß | G | Gesamt | | 1. FS | | 1. HS | |
|---------------------------|-----------------|------------|------------|--------------|-----------|--------------|-----------|--------------|
| | | | Anzahl | Ø Alter | Anzahl | Ø Alter | Anzahl | Ø Alter |
| Geographie | Bachelor | VF M | 97 | 24,91 | 21 | 21,41 | 14 | 20,90 |
| Geographie | Bachelor | VF W | 77 | 22,84 | 26 | 21,41 | 20 | 20,57 |
| | | Ges | 174 | 24,00 | 47 | 21,41 | 34 | 20,71 |
| Geographie | BA FWmP | KF M | 10 | 28,13 | 3 | 28,17 | 1 | 31,29 |
| Geographie | BA FWmP | KF W | 16 | 25,10 | 6 | 23,31 | 1 | 23,98 |
| | | Ges | 26 | 26,27 | 9 | 24,93 | 2 | 27,64 |
| Geographie | BA FWmP | PF M | 21 | 24,75 | 5 | 21,74 | 4 | 20,67 |
| Geographie | BA FWmP | PF W | 20 | 22,87 | 10 | 21,36 | 5 | 19,93 |
| | | Ges | 41 | 23,83 | 15 | 21,49 | 9 | 20,26 |
| Geographie | BA LA Gy/Obers. | LF M | 43 | 25,18 | 11 | 22,45 | 7 | 22,89 |
| Geographie | BA LA Gy/Obers. | LF W | 66 | 23,47 | 23 | 21,93 | 16 | 20,50 |
| | | Ges | 109 | 24,14 | 34 | 22,09 | 23 | 21,23 |
| Geographie | M.Ed.Gym/Obers. | LF M | 13 | 26,61 | 5 | 26,08 | | |
| Geographie | M.Ed.Gym/Obers. | LF W | 31 | 25,38 | 14 | 25,12 | | |
| | | Ges | 44 | 25,75 | 19 | 25,37 | | |
| Physical Geography | Master | M | 7 | 25,71 | 7 | 25,71 | 3 | 26,57 |
| Physical Geography | Master | W | 3 | 27,11 | 3 | 27,11 | | |
| | | Ges | 10 | 26,13 | 10 | 26,13 | 3 | 26,57 |
| Geschichte | Bachelor | VF M | 65 | 23,53 | 23 | 22,94 | 8 | 21,88 |
| Geschichte | Bachelor | VF W | 46 | 23,12 | 17 | 20,62 | 12 | 20,15 |
| | | Ges | 111 | 23,36 | 40 | 21,95 | 20 | 20,85 |
| Geschichte | BA FWmP | KF M | 32 | 26,55 | 11 | 20,80 | 10 | 20,56 |
| Geschichte | BA FWmP | KF W | 45 | 24,46 | 13 | 20,52 | 10 | 19,93 |
| | | Ges | 77 | 25,33 | 24 | 20,65 | 20 | 20,24 |
| Geschichte | BA FWmP | PF M | 28 | 25,76 | 5 | 20,14 | 3 | 20,06 |
| Geschichte | BA FWmP | PF W | 24 | 23,08 | 7 | 20,17 | 6 | 19,78 |
| | | Ges | 52 | 24,53 | 12 | 20,16 | 9 | 19,87 |
| Geschichte | BA LA Gy/Obers. | LF M | 73 | 25,66 | 14 | 24,26 | 8 | 22,15 |
| Geschichte | BA LA Gy/Obers. | LF W | 87 | 23,79 | 27 | 22,81 | 20 | 21,21 |
| | | Ges | 160 | 24,64 | 41 | 23,31 | 28 | 21,48 |
| Geschichte | M.Ed.Gym/Obers. | LF M | 14 | 27,09 | 11 | 26,73 | | |
| Geschichte | M.Ed.Gym/Obers. | LF W | 33 | 27,22 | 11 | 25,92 | | |
| | | Ges | 47 | 27,18 | 22 | 26,32 | | |
| Geschichte | Master | M | 28 | 28,28 | 11 | 26,56 | | |
| Geschichte | Master | W | 27 | 29,87 | 5 | 23,84 | | |
| | | Ges | 55 | 29,07 | 16 | 25,71 | | |
| Integrierte Europastudien | Bachelor | VF M | 60 | 24,02 | 17 | 21,81 | 11 | 21,28 |
| Integrierte Europastudien | Bachelor | VF W | 135 | 23,50 | 41 | 20,95 | 30 | 19,75 |
| | | Ges | 195 | 23,66 | 58 | 21,20 | 41 | 20,16 |

Fortsetzung: Studienfälle nach Alter

| Studiengang | Abschluß | G | Gesamt | | 1. FS | | 1. HS | |
|--------------------------|-----------------|------------|------------|--------------|------------|--------------|------------|--------------|
| | | | Anzahl | Ø Alter | Anzahl | Ø Alter | Anzahl | Ø Alter |
| Politikwissenschaft | Bachelor | VF M | 273 | 24,64 | 64 | 21,78 | 38 | 20,43 |
| Politikwissenschaft | Bachelor | VF W | 142 | 22,52 | 41 | 20,20 | 35 | 19,88 |
| | | Ges | 415 | 23,91 | 105 | 21,16 | 73 | 20,17 |
| Politikwissenschaft | BA FWmP | KF M | 38 | 24,05 | 13 | 23,20 | 8 | 21,84 |
| Politikwissenschaft | BA FWmP | KF W | 52 | 23,26 | 15 | 21,15 | 11 | 20,84 |
| | | Ges | 90 | 23,59 | 28 | 22,10 | 19 | 21,26 |
| Politikwissenschaft | BA FWmP | PF M | 58 | 24,02 | 5 | 21,92 | 4 | 19,65 |
| Politikwissenschaft | BA FWmP | PF W | 61 | 23,04 | 14 | 22,41 | 11 | 19,99 |
| | | Ges | 119 | 23,52 | 19 | 22,28 | 15 | 19,90 |
| Politikwissenschaft | BA LA Gy/Obers. | LF M | 63 | 25,76 | 21 | 22,84 | 11 | 23,18 |
| Politikwissenschaft | BA LA Gy/Obers. | LF W | 80 | 23,55 | 22 | 21,32 | 17 | 20,78 |
| | | Ges | 143 | 24,52 | 43 | 22,06 | 28 | 21,72 |
| Politikwissenschaft | M.Ed.berufl. | LF M | 35 | 32,93 | 9 | 36,18 | | |
| Politikwissenschaft | M.Ed.berufl. | LF W | 6 | 36,55 | 1 | 26,57 | | |
| | | Ges | 41 | 33,46 | 10 | 35,21 | | |
| Politikwissenschaft | M.Ed.Gym/Obers. | LF M | 21 | 28,14 | 11 | 27,93 | | |
| Politikwissenschaft | M.Ed.Gym/Obers. | LF W | 27 | 25,72 | 9 | 25,32 | | |
| | | Ges | 48 | 26,78 | 20 | 26,75 | | |
| Politikwissenschaft | Master | M | 58 | 27,57 | 13 | 26,73 | | |
| Politikwissenschaft | Master | W | 33 | 26,81 | 9 | 25,13 | 1 | 26,76 |
| | | Ges | 91 | 27,29 | 22 | 26,08 | 1 | 26,76 |
| Sozialpolitik | Master | M | 41 | 26,95 | 10 | 25,00 | | |
| Sozialpolitik | Master | W | 73 | 27,48 | 20 | 25,55 | 1 | 24,82 |
| | | Ges | 114 | 27,29 | 30 | 25,37 | 1 | 24,82 |
| Soziologie | Bachelor | VF M | 202 | 23,94 | 59 | 21,31 | 46 | 20,93 |
| Soziologie | Bachelor | VF W | 320 | 23,59 | 86 | 20,67 | 70 | 20,24 |
| | | Ges | 522 | 23,72 | 145 | 20,93 | 116 | 20,51 |
| Soziologie+Sozialforschg | Master | M | 23 | 27,62 | 7 | 27,53 | | |
| Soziologie+Sozialforschg | Master | W | 51 | 25,90 | 16 | 24,95 | | |
| | | Ges | 74 | 26,43 | 23 | 25,74 | | |
| Stadt- u. Regionalentw. | Master | M | 35 | 27,55 | 9 | 25,98 | | |
| Stadt- u. Regionalentw. | Master | W | 37 | 26,88 | 6 | 25,85 | | |
| | | Ges | 72 | 27,21 | 15 | 25,93 | | |

5. Studienfallentwicklung vom WS 08/09 – WS 16/17

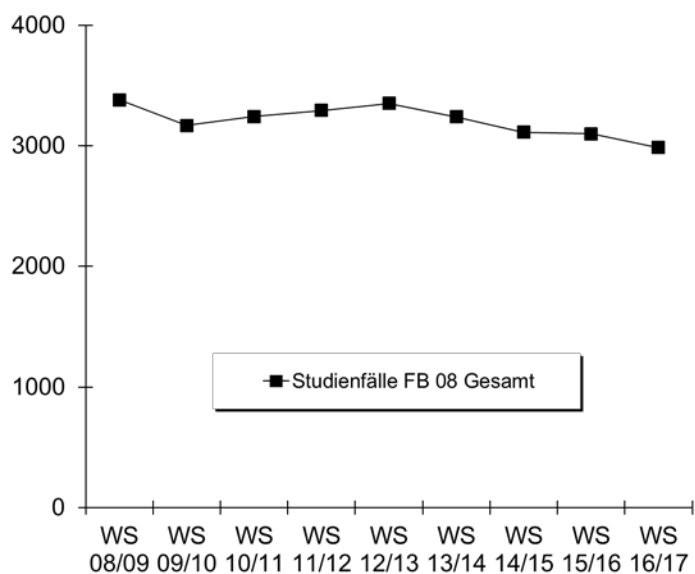
a) Studienfälle insgesamt

| | | WS 08/09 | WS 09/10 | WS 10/11 | WS 11/12 | WS 12/13 | WS 13/14 | WS 14/15 | WS 15/16 | WS 16/17 |
|----------------------------------|------------|-------------|-------------|-------------|-------------|-------------|-------------|-------------|-------------|-------------|
| Studienfälle FB 08 Gesamt | Ges | 3380 | 3167 | 3243 | 3294 | 3352 | 3241 | 3111 | 3100 | 2984 |
| | M | 1561 | 1499 | 1576 | 1618 | 1668 | 1593 | 1512 | 1508 | 1427 |
| | W | 1819 | 1668 | 1667 | 1676 | 1684 | 1658 | 1599 | 1592 | 1557 |
| Geografie | | 510 | 514 | 581 | 582 | 646 | 591 | 535 | 469 | 434 |
| Bachelor | Ges | 323 | 368 | 487 | 482 | 558 | 486 | 422 | 378 | 350 |
| | M | 154 | 181 | 252 | 259 | 302 | 259 | 226 | 189 | 171 |
| | W | 169 | 187 | 235 | 223 | 256 | 227 | 196 | 189 | 179 |
| Master | Ges | | 23 | 47 | 71 | 78 | 98 | 104 | 82 | 76 |
| | M | | 7 | 18 | 25 | 28 | 52 | 48 | 43 | 35 |
| | W | | 16 | 29 | 46 | 50 | 56 | 56 | 39 | 41 |
| Promotion | Ges | 12 | 15 | 16 | 14 | 10 | 7 | 9 | 9 | 8 |
| | M | 4 | 10 | 10 | 11 | 9 | 5 | 8 | 7 | 5 |
| | W | 8 | 5 | 6 | 3 | 1 | 2 | 1 | 2 | 3 |

Fortsetzung: Studienfälle insgesamt

| | | WS 08/09 | WS 09/10 | WS 10/11 | WS 11/12 | WS 12/13 | WS 13/14 | WS 14/15 | WS 15/16 | WS 16/17 |
|---|-----|---------------------|---------------------|---------------------|---------------------|---------------------|---------------------|---------------------|---------------------|---------------------|
| Geschichte | | 958 | 894 | 927 | 849 | 824 | 723 | 660 | 593 | 554 |
| Bachelor | Ges | 317 | 397 | 595 | 562 | 665 | 548 | 482 | 430 | 400 |
| | M | 128 | 184 | 287 | 301 | 347 | 274 | 250 | 231 | 198 |
| | W | 189 | 213 | 308 | 261 | 318 | 274 | 232 | 199 | 202 |
| Master | Ges | 4 | 52 | 78 | 130 | 141 | 155 | 159 | 146 | 134 |
| | M | 2 | 14 | 31 | 54 | 57 | 61 | 62 | 53 | 57 |
| | W | 2 | 38 | 47 | 76 | 84 | 94 | 97 | 93 | 77 |
| Promotion | Ges | 26 | 25 | 20 | 19 | 18 | 20 | 19 | 17 | 20 |
| | M | 14 | 10 | 10 | 10 | 12 | 13 | 11 | 12 | 15 |
| | W | 12 | 15 | 10 | 9 | 6 | 7 | 8 | 5 | 5 |
| Graduate School of Social Sciences | | 35 | 22 | 15 | 7 | 6 | 3 | 3 | 1 | 1 |
| Promotion | Ges | 35 | 22 | 15 | 7 | 6 | 3 | 3 | 1 | 1 |
| | M | 17 | 9 | 6 | 3 | 3 | 1 | 1 | | |
| | W | 18 | 13 | 9 | 4 | 3 | 2 | 2 | 1 | 1 |
| Integr. Europastudien | | 165 | 152 | 162 | 158 | 176 | 164 | 180 | 202 | 195 |
| Bachelor | Ges | 165 | 152 | 162 | 158 | 176 | 164 | 180 | 202 | 195 |
| | M | 60 | 57 | 54 | 55 | 61 | 51 | 53 | 67 | 60 |
| | W | 105 | 95 | 108 | 103 | 115 | 113 | 127 | 135 | 135 |
| Physical Geography | | | | | | | | | | 10 |
| Master | Ges | | | | | | | | | 10 |
| | M | | | | | | | | | 7 |
| | W | | | | | | | | | 3 |
| Politik/Politikwissenschaft | | 811 | 756 | 745 | 803 | 868 | 906 | 917 | 989 | 995 |
| Bachelor | Ges | 477 | 522 | 545 | 617 | 711 | 748 | 741 | 785 | 768 |
| | M | 295 | 334 | 330 | 374 | 435 | 467 | 455 | 472 | 433 |
| | W | 182 | 188 | 215 | 243 | 276 | 281 | 286 | 313 | 335 |
| Master | Ges | 54 | 83 | 109 | 138 | 135 | 138 | 149 | 176 | 205 |
| | M | 28 | 45 | 72 | 89 | 87 | 82 | 83 | 103 | 126 |
| | W | 26 | 38 | 37 | 49 | 48 | 56 | 66 | 73 | 79 |
| Promotion | Ges | 22 | 24 | 32 | 26 | 22 | 20 | 27 | 28 | 22 |
| | M | 12 | 12 | 15 | 12 | 8 | 8 | 11 | 12 | 11 |
| | W | 10 | 12 | 17 | 14 | 14 | 12 | 16 | 16 | 11 |
| Sozialpolitik | | 62 | 95 | 93 | 98 | 98 | 100 | 107 | 117 | 114 |
| Master | Ges | 62 | 95 | 93 | 98 | 98 | 100 | 107 | 117 | 114 |
| | M | 37 | 53 | 49 | 51 | 48 | 43 | 41 | 45 | 41 |
| | W | 25 | 42 | 44 | 47 | 50 | 57 | 66 | 72 | 73 |
| Soziologie und Sozialf. | | 40 | 35 | 23 | 71 | 68 | 83 | 76 | 73 | 74 |
| Master | Ges | 40 | 35 | 23 | 71 | 68 | 83 | 76 | 73 | 74 |
| | M | 12 | 10 | 8 | 26 | 23 | 27 | 24 | 24 | 23 |
| | W | 28 | 25 | 15 | 45 | 45 | 56 | 52 | 49 | 51 |
| Stadt- u. Regionalentw. | | 29 | 32 | 63 | 97 | 85 | 88 | 91 | 83 | 72 |
| Master | Ges | 29 | 32 | 63 | 97 | 85 | 88 | 91 | 83 | 72 |
| | M | 9 | 13 | 28 | 41 | 33 | 38 | 38 | 36 | 35 |
| | W | 20 | 19 | 35 | 56 | 52 | 50 | 53 | 47 | 37 |
| Soziologie | | 697 | 631 | 620 | 623 | 581 | 583 | 542 | 573 | 535 |
| Bachelor | Ges | 361 | 432 | 522 | 547 | 569 | 574 | 528 | 562 | 522 |
| | M | 135 | 157 | 184 | 176 | 210 | 208 | 193 | 209 | 202 |
| | W | 226 | 275 | 338 | 371 | 359 | 366 | 335 | 353 | 320 |
| Promotion | Ges | 18 | 18 | 20 | 20 | 12 | 9 | 14 | 11 | 13 |
| | M | 7 | 8 | 10 | 9 | 5 | 4 | 8 | 5 | 8 |
| | W | 11 | 10 | 10 | 11 | 7 | 5 | 6 | 6 | 5 |

Fortsetzung: Studienfälle insgesamt



b) Studienfälle im 1. Fachsemester

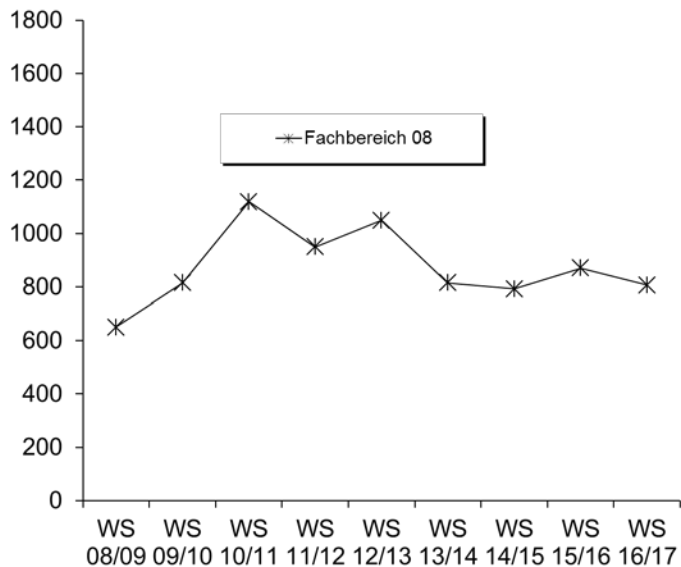
| Studiengang | Abschluss | | WS 08/09 | WS 09/10 | WS 10/11 | WS 11/12 | WS 12/13 | WS 13/14 | WS 14/15 | WS 15/16 | WS 16/17 |
|--------------------|----------------------|------------|-----------|-----------|-----------|-----------|-----------|-----------|-----------|-----------|-----------|
| Geografie | Bachelor VF | M | 35 | 40 | 50 | 37 | 42 | 29 | 30 | 28 | 21 |
| | | W | 39 | 31 | 40 | 20 | 29 | 18 | 28 | 25 | 26 |
| | | Ges | 74 | 71 | 90 | 57 | 71 | 47 | 58 | 53 | 47 |
| Geografie | BA FWmP KF | M | | | | 9 | 11 | 2 | 3 | | 3 |
| | | W | | | | 15 | 8 | 4 | 3 | 3 | 6 |
| | | Ges | | | | 24 | 19 | 6 | 6 | 3 | 9 |
| Geografie | BA FWmP PF | M | | | | 2 | 27 | 7 | 4 | 2 | 5 |
| | | W | | | | 4 | 22 | 9 | 9 | 4 | 10 |
| | | Ges | | | | 6 | 49 | 16 | 13 | 6 | 15 |
| Geografie | BA LA Gym/OS LF | M | | | | 16 | 18 | 11 | 20 | 8 | 11 |
| | | W | | | | 19 | 19 | 27 | 19 | 16 | 23 |
| | | Ges | | | | 35 | 37 | 38 | 39 | 24 | 34 |
| Geografie | M.Ed.Gym. 1.F. (alt) | M | | | 1 | 1 | 5 | | 1 | | |
| | | W | | 3 | 3 | 2 | 2 | 4 | | | |
| | | Ges | | 3 | 4 | 3 | 7 | 4 | 1 | | |
| Geografie | M.Ed.Gym. 2.F. (alt) | M | | 4 | 5 | 4 | 4 | 12 | 8 | 4 | |
| | | W | | 7 | 14 | 14 | 11 | 13 | 3 | 1 | |
| | | Ges | | 11 | 19 | 18 | 15 | 25 | 11 | 5 | |
| Geografie | M.Ed.Sek (alt) | M | | 1 | 4 | 4 | 2 | 8 | 2 | 1 | |
| | | W | | 1 | | 4 | 1 | 6 | | 1 | |
| | | Ges | | 2 | 4 | 8 | 3 | 14 | 2 | 2 | |
| Geografie | M.Ed.SP/IP (alt) | M | | | | | 1 | | | | |
| | | W | | | | 1 | | | 1 | | |
| | | Ges | | | | 1 | 1 | | 1 | | |
| Geografie | M.Ed.Gym/OS LF | M | | | | | | | 4 | 7 | 5 |
| | | W | | | | | | | 8 | 11 | 14 |
| | | Ges | | | | | | | 12 | 18 | 19 |
| Physical Geography | Master | M | | | | | | | | | 7 |
| | | W | | | | | | | | | 3 |
| | | Ges | | | | | | | | | |
| Geschichte | Bachelor VF | M | | 22 | 29 | 28 | 22 | 24 | 22 | 24 | 23 |
| | | W | | 19 | 15 | 17 | 16 | 21 | 18 | 18 | 17 |
| | | Ges | | 41 | 44 | 45 | 38 | 45 | 40 | 42 | 40 |

Fortsetzung: Studienfälle im 1. Fachsemester

| Studiengang | Abschluss | | WS 08/09 | WS 09/10 | WS 10/11 | WS 11/12 | WS 12/13 | WS 13/14 | WS 14/15 | WS 15/16 | WS 16/17 |
|------------------------|----------------------|------------|-------------|-------------|-------------|-------------|-------------|-------------|-------------|-------------|-------------|
| Geschichte | BA FWmP KF | M | | | | 8 | 30 | 9 | 7 | 4 | 11 |
| | | W | | | | 16 | 47 | 10 | 9 | 12 | 13 |
| | | Ges | | | | 24 | 77 | 19 | 16 | 16 | 24 |
| Geschichte | BA FWmP PF | M | | | | 20 | 36 | 3 | 7 | 12 | 5 |
| | | W | | | | 7 | 40 | 14 | 5 | | 7 |
| | | Ges | | | | 27 | 76 | 17 | 12 | 12 | 12 |
| Geschichte | BA LA Gym/OS LF | M | | | | 17 | 24 | 19 | 25 | 17 | 14 |
| | | W | | | | 22 | 21 | 26 | 29 | 23 | 27 |
| | | Ges | | | | 39 | 45 | 45 | 54 | 40 | 41 |
| Geschichte | Master | M | 2 | 5 | 8 | 12 | 3 | 6 | 7 | 5 | 11 |
| | | W | 2 | 8 | 3 | 14 | 8 | 7 | 6 | 6 | 5 |
| | | Ges | 4 | 13 | 11 | 26 | 11 | 13 | 13 | 11 | 16 |
| Geschichte | M.Ed.Gym. 1.F. (alt) | M | | 1 | 4 | 5 | 1 | 1 | 2 | 1 | |
| | | W | | 4 | 1 | 4 | 3 | 6 | 2 | 2 | |
| | | Ges | | 5 | 5 | 9 | 4 | 7 | 4 | 3 | |
| Geschichte | M.Ed.Gym. 2.F. (alt) | M | | 2 | 2 | 6 | 9 | 6 | 5 | 2 | |
| | | W | | 13 | 12 | 20 | 17 | 13 | 2 | 1 | |
| | | Ges | | 15 | 14 | 26 | 26 | 19 | 7 | 3 | |
| Geschichte | M.Ed.Sek (alt) | M | | | 2 | 3 | 1 | 5 | 3 | | |
| | | W | | 2 | 2 | 6 | 5 | 6 | 1 | | |
| | | Ges | | 2 | 4 | 9 | 6 | 11 | 4 | | |
| Geschichte | M.Ed.Gym/OS LF | M | | | | | | | 2 | | 11 |
| | | W | | | | | | | 8 | 15 | 11 |
| | | Ges | | | | | | | 10 | 15 | 22 |
| Integr. Europa Studien | Bachelor VF | M | 14 | 14 | 21 | 17 | 18 | 6 | 13 | 27 | 17 |
| | | W | 21 | 27 | 48 | 26 | 39 | 27 | 40 | 44 | 41 |
| | | Ges | 35 | 41 | 69 | 43 | 57 | 33 | 53 | 71 | 58 |
| Politikwissenschaft | Bachelor VF | M | 26 | 61 | 57 | 82 | 80 | 68 | 68 | 84 | 64 |
| | | W | 27 | 30 | 34 | 36 | 32 | 28 | 40 | 47 | 41 |
| | | Ges | 53 | 91 | 91 | 118 | 112 | 96 | 108 | 131 | 105 |
| Politikwissenschaft | BA FWmP KF | M | | | | 11 | 7 | 13 | 11 | 11 | 13 |
| | | W | | | | 10 | 16 | 18 | 17 | 15 | 15 |
| | | Ges | | | | 21 | 23 | 31 | 28 | 26 | 28 |
| Politikwissenschaft | BA FWmP PF | M | | | | 23 | 15 | 15 | 9 | 14 | 5 |
| | | W | | | | 9 | 15 | 12 | 9 | 12 | 14 |
| | | Ges | | | | 32 | 30 | 27 | 18 | 26 | 19 |
| Politikwissenschaft | BA LA Gym/OS LF | M | | | | 12 | 20 | 13 | 16 | 18 | 21 |
| | | W | | | | 21 | 17 | 16 | 14 | 26 | 22 |
| | | Ges | | | | 33 | 37 | 29 | 30 | 44 | 43 |
| Politikwissenschaft | Master | M | 7 | 9 | 19 | 18 | 13 | 8 | 18 | 15 | 13 |
| | | W | 8 | 10 | 8 | 12 | 6 | 8 | 12 | 6 | 9 |
| | | Ges | 15 | 19 | 27 | 30 | 19 | 16 | 30 | 21 | 22 |
| Politikwissenschaft | M.Ed.ber. 2.F. (alt) | M | | 4 | 7 | 5 | 5 | 1 | 2 | | |
| | | W | | | | 1 | 1 | 1 | | | |
| | | Ges | | 4 | 7 | 6 | 6 | 2 | 2 | | |
| Politikwissenschaft | M.Ed.Gym. 1.F. (alt) | M | | 2 | 2 | 3 | 1 | 3 | 1 | 1 | |
| | | W | | | 1 | 3 | | 3 | 1 | 1 | |
| | | Ges | | 2 | 3 | 6 | 1 | 6 | 2 | 2 | |
| Politikwissenschaft | M.Ed.Gym. 2.F. (alt) | M | | 3 | 6 | 3 | 4 | 1 | | 3 | |
| | | W | | 4 | 3 | 2 | 1 | 5 | 4 | 1 | |
| | | Ges | | 7 | 9 | 5 | 5 | 6 | 4 | 4 | |

Fortsetzung: Studienfälle im 1. Fachsemester

| Studiengang | Abschluss | | WS | WS | WS | WS | WS | WS | WS | WS |
|-------------------------|----------------|------------|------------|------------|-------------|------------|-------------|------------|------------|------------|
| | | | 08/09 | 09/10 | 10/11 | 11/12 | 12/13 | 13/14 | 14/15 | 15/16 |
| Politikwissenschaft | M.Ed.Sek (alt) | M | | | | | 1 | 1 | | |
| | | W | | | | 1 | 3 | 1 | | |
| | | Ges | | | | 1 | 1 | 4 | 1 | |
| Politikwissenschaft | M.Ed.Gym/OS LF | M | | | | | | | 2 | 7 |
| | | W | | | | | | | 9 | 8 |
| | | Ges | | | | | | | 11 | 15 |
| Politikwissenschaft | M.Ed.Ber. LF | M | | | | | | | 7 | 9 |
| | | W | | | | | | | 1 | 1 |
| | | Ges | | | | | | | 7 | 10 |
| Sozialpolitik | Master | M | 15 | 19 | 13 | 14 | 19 | 11 | 6 | 16 |
| | | W | 5 | 20 | 11 | 17 | 16 | 19 | 20 | 18 |
| | | Ges | 20 | 39 | 24 | 31 | 35 | 30 | 26 | 34 |
| Soziologie | Bachelor VF | M | 61 | 58 | 71 | 44 | 78 | 58 | 45 | 65 |
| | | W | 104 | 111 | 121 | 121 | 109 | 97 | 79 | 119 |
| | | Ges | 165 | 169 | 192 | 165 | 187 | 155 | 124 | 184 |
| Soziologie und | Master | M | 5 | | 5 | 22 | 10 | 7 | 4 | 9 |
| | | W | 5 | 4 | 6 | 35 | 22 | 17 | 15 | 17 |
| | | Ges | 10 | 4 | 11 | 57 | 32 | 24 | 19 | 26 |
| Stadt- u. Regionalentw. | Master | M | 4 | 5 | 14 | 18 | 9 | 12 | 11 | 12 |
| | | W | 5 | 6 | 24 | 27 | 10 | 14 | 15 | 11 |
| | | Ges | 9 | 11 | 38 | 45 | 19 | 26 | 26 | 23 |
| Fachbereich 08 | | M | 283 | 379 | 538 | 444 | 516 | 361 | 365 | 406 |
| | | W | 367 | 436 | 581 | 506 | 533 | 454 | 427 | 464 |
| | | Ges | 650 | 815 | 1119 | 950 | 1049 | 815 | 792 | 870 |



6. Studienfallkohorten bis zum WS 14/15

| Geografie VF Bachelor | Fachsemester | | | | | | | | | | | | |
|--------------------------|------------------------|-----|-----|-----|-----|-----|---------------------------------|-----|-----|-----|-----|-----|-----|
| | Abbruch/Wechsel in RSZ | | | | | | > RSZ/Abgang wg. Abschluß enth. | | | | | | |
| | 1 | 2 | 3 | 4 | 5 | 6 | 7 | 8 | 9 | 10 | 11 | 12 | 13 |
| Kohorte 09/10 | 71 | 68 | 56 | 54 | 50 | 48 | 33 | 27 | 12 | 12 | 10 | 10 | 7 |
| Schwund in % | | 4% | 21% | 24% | 30% | 32% | 54% | 62% | 83% | 83% | 86% | 86% | 90% |
| Kohorte 10/11 | 90 | 92 | 80 | 76 | 70 | 66 | 37 | 32 | 9 | 7 | 2 | 2 | 2 |
| Schwund in % | | -2% | 11% | 16% | 22% | 27% | 59% | 64% | 90% | 92% | 98% | 98% | 98% |
| Kohorte 11/12 | 57 | 54 | 50 | 45 | 39 | 36 | 15 | 14 | 7 | 7 | 3 | | |
| Schwund in % | | 5% | 12% | 21% | 32% | 37% | 74% | 75% | 88% | 88% | 95% | | |
| Kohorte 12/13 | 71 | 75 | 62 | 57 | 49 | 49 | 30 | 20 | 6 | | | | |
| Schwund in % | | -6% | 13% | 20% | 31% | 31% | 58% | 72% | 92% | | | | |
| Kohorte 13/14 | 47 | 44 | 32 | 31 | 30 | 30 | 24 | | | | | | |
| Schwund in % | | 6% | 32% | 34% | 36% | 36% | 49% | | | | | | |
| Kohorte 14/15 | 58 | 56 | 39 | 37 | 34 | | | | | | | | |
| Schwund in % | | 3% | 33% | 36% | 41% | | | | | | | | |

| Geografie BA FWmP KF | Fachsemester | | | | | | | | |
|-------------------------|-----------------------------|-----|-----|-----|-----|-----|------|-----|-----|
| | Abbruch oder Wechsel in RSZ | | | | | | >RSZ | | |
| | 1 | 2 | 3 | 4 | 5 | 6 | 7 | 8 | 9 |
| Kohorte 11/12 | 24 | 24 | 18 | 17 | 15 | 15 | 12 | 11 | 5 |
| Schwund in % | | | 25% | 29% | 38% | 38% | 50% | 54% | 79% |
| Kohorte 12/13 | 19 | 17 | 12 | 10 | 6 | 6 | 6 | 6 | 2 |
| Schwund in % | | 11% | 37% | 47% | 68% | 68% | 68% | 68% | 89% |
| Kohorte 13/14 | 6 | 6 | 2 | 2 | 2 | 3 | 2 | | |
| Schwund in % | | | 67% | 67% | 67% | 50% | 67% | | |
| Kohorte 14/15 | 6 | 6 | 5 | 5 | 4 | | | | |
| Schwund in % | | | 17% | 17% | 33% | | | | |

| Geografie BA FWmP PF | Fachsemester | | | | | | | | |
|-------------------------|-----------------------------|-----|------|------|------|------|------|-----|-----|
| | Abbruch oder Wechsel in RSZ | | | | | | >RSZ | | |
| | 1 | 2 | 3 | 4 | 5 | 6 | 7 | 8 | 9 |
| Kohorte 11/12 | 6 | 5 | 5 | 7 | 8 | 7 | 6 | 5 | 4 |
| Schwund in % | | 17% | 17% | -17% | -33% | -17% | | 17% | 33% |
| Kohorte 12/13 | 49 | 37 | 28 | 27 | 21 | 21 | 16 | 11 | 2 |
| Schwund in % | | 24% | 43% | 45% | 57% | 57% | 67% | 42% | 89% |
| Kohorte 13/14 | 16 | 15 | 12 | 9 | 8 | 8 | 8 | | |
| Schwund in % | | 6% | 25% | 44% | 50% | 50% | 50% | | |
| Kohorte 14/15 | 13 | 13 | 16 | 12 | 10 | | | | |
| Schwund in % | | | -23% | 8% | 23% | | | | |

| Geografie BA LA | Fachsemester | | | | | | | | |
|--------------------|-----------------------------|-----|-----|-----|-----|-----|------|-----|-----|
| | Abbruch oder Wechsel in RSZ | | | | | | >RSZ | | |
| | 1 | 2 | 3 | 4 | 5 | 6 | 7 | 8 | 9 |
| Kohorte 11/12 | 35 | 33 | 29 | 26 | 26 | 26 | 13 | 10 | 9 |
| Schwund in % | | 6% | 17% | 26% | 26% | 26% | 63% | 71% | 74% |
| Kohorte 12/13 | 37 | 34 | 29 | 27 | 22 | 20 | 10 | 10 | 5 |
| Schwund in % | | 8% | 22% | 27% | 41% | 46% | 73% | 73% | 86% |
| Kohorte 13/14 | 38 | 39 | 36 | 35 | 33 | 29 | 16 | | |
| Schwund in % | | -3% | 5% | 8% | 13% | 24% | 58% | | |
| Kohorte 14/15 | 39 | 38 | 32 | 29 | 26 | | | | |
| Schwund in % | | 3% | 18% | 26% | 33% | | | | |

| Geographie M.Ed. Gym. 1.F. | Fachsemester | | | | | | |
|-------------------------------|--------------|------|------|------|------|------|------|
| | <= RSZ | | | | >RSZ | | |
| | 1 | 2 | 3 | 4 | 5 | 6 | 7 |
| Kohorte 09/10 | 3 | 3 | 3 | 3 | 2 | 2 | 1 |
| Schwund in % | | | | | 33% | 33% | 67% |
| Kohorte 10/11 | 4 | 3 | 3 | 3 | 3 | 1 | |
| Schwund in % | | 25% | 25% | 25% | 25% | 75% | 100% |
| Kohorte 11/12 | 3 | 3 | 3 | 3 | 1 | | |
| Schwund in % | | | | | 67% | 100% | 100% |
| Kohorte 12/13 | 6 | 7 | 6 | 5 | 3 | 2 | |
| Schwund in % | | -17% | | 17% | 50% | 67% | 100% |
| Kohorte 13/14 | 4 | 5 | 5 | 5 | 1 | 2 | 1 |
| Schwund in % | | -25% | -25% | -25% | 75% | 50% | 75% |
| Kohorte 14/15 | 1 | 1 | 1 | 1 | | | |
| Schwund in % | | | | | 100% | | |

| Geographie M.Ed. Gym. 2.F. | Fachsemester | | | | | | |
|-------------------------------|--------------|------|------|------|------|-----|-----|
| | <= RSZ | | | | >RSZ | | |
| | 1 | 2 | 3 | 4 | 5 | 6 | 7 |
| Kohorte 09/10 | 11 | 11 | 11 | 11 | 6 | 4 | 2 |
| Schwund in % | | | | | 45% | 64% | 82% |
| Kohorte 10/11 | 19 | 23 | 21 | 22 | 17 | 6 | 3 |
| Schwund in % | | -21% | -11% | -16% | 11% | 68% | 84% |
| Kohorte 11/12 | 18 | 18 | 18 | 17 | 11 | 6 | 4 |
| Schwund in % | | | | 6% | 39% | 67% | 78% |
| Kohorte 12/13 | 15 | 18 | 18 | 18 | 11 | 7 | 1 |
| Schwund in % | | -20% | -20% | -20% | 27% | 53% | 93% |
| Kohorte 13/14 | 25 | 34 | 32 | 31 | 17 | 14 | 8 |
| Schwund in % | | -36% | -28% | -24% | 32% | 44% | 68% |
| Kohorte 14/15 | 11 | 14 | 13 | 14 | 7 | | |
| Schwund in % | | -27% | -18% | -27% | 36% | | |

Fortsetzung: Studienfallkohorten

| Geographie M.Ed. Sek | Fachsemester | | | | |
|-------------------------|--------------|------|------|------|------|
| | <= RSZ | | >RSZ | | |
| | 1 | 2 | 3 | 4 | 5 |
| Kohorte 09/10 | 2 | 2 | 2 | 1 | 1 |
| Schwund in % | | | | 50% | 50% |
| Kohorte 10/11 | 4 | 6 | 6 | 4 | 1 |
| Schwund in % | | -50% | -50% | | 75% |
| Kohorte 11/12 | 8 | 8 | 5 | 3 | 1 |
| Schwund in % | | | 38% | 63% | 88% |
| Kohorte 12/13 | 7 | 7 | 7 | 6 | 2 |
| Schwund in % | | | | 14% | 71% |
| Kohorte 13/14 | 14 | 15 | 10 | 6 | 1 |
| Schwund in % | | -7% | 29% | 57% | 93% |
| Kohorte 14/15 | 2 | 2 | | | |
| Schwund in % | | | 100% | 100% | 100% |

| Geschichte Bachelor VF | Fachsemester | | | | | | | | | | | | |
|---------------------------|------------------------|-----|-----|-----|-----|-----|---------------------------------|-----|-----|-----|------|-----|-----|
| | Abbruch/Wechsel in RSZ | | | | | | > RSZ/Abgang wg. Abschluß enth. | | | | | | |
| | 1 | 2 | 3 | 4 | 5 | 6 | 7 | 8 | 9 | 10 | 11 | 12 | 13 |
| Kohorte 09/10 | 41 | 43 | 28 | 25 | 21 | 19 | 14 | 12 | 8 | 6 | 4 | 3 | 3 |
| Schwund in % | | -5% | 32% | 39% | 49% | 54% | 66% | 71% | 80% | 85% | 90% | 93% | 93% |
| Kohorte 10/11 | 44 | 44 | 33 | 30 | 26 | 27 | 18 | 16 | 9 | 9 | 6 | 6 | 2 |
| Schwund in % | | | 25% | 32% | 41% | 39% | 59% | 64% | 80% | 80% | 86% | 86% | 95% |
| Kohorte 11/12 | 45 | 45 | 23 | 22 | 15 | 15 | 7 | 6 | 4 | 2 | | | |
| Schwund in % | | | 49% | 51% | 67% | 67% | 84% | 87% | 91% | 96% | 100% | | |
| Kohorte 12/13 | 38 | 36 | 29 | 24 | 24 | 21 | 15 | 14 | 6 | | | | |
| Schwund in % | | 5% | 24% | 37% | 37% | 45% | 61% | 63% | 84% | | | | |
| Kohorte 13/14 | 45 | 38 | 24 | 20 | 17 | 15 | 8 | | | | | | |
| Schwund in % | | 16% | 47% | 56% | 62% | 67% | 82% | | | | | | |
| Kohorte 14/15 | 40 | 37 | 25 | 21 | 18 | | | | | | | | |
| Schwund in % | | 8% | 38% | 48% | 55% | | | | | | | | |

| Geschichte BA FWmP KF | Fachsemester | | | | | | | | |
|--------------------------|-----------------------------|------|-----|-----|-----|-----|------|-----|-----|
| | Abbruch oder Wechsel in RSZ | | | | | | >RSZ | | |
| | 1 | 2 | 3 | 4 | 5 | 6 | 7 | 8 | 9 |
| Kohorte 11/12 | 24 | 24 | 17 | 19 | 18 | 18 | 12 | 11 | 5 |
| Schwund in % | | | 29% | 21% | 25% | 25% | 50% | 54% | 79% |
| Kohorte 12/13 | 77 | 62 | 34 | 33 | 29 | 26 | 18 | 17 | 10 |
| Schwund in % | | 19% | 56% | 57% | 62% | 66% | 77% | 78% | 87% |
| Kohorte 13/14 | 19 | 21 | 9 | 11 | 11 | 10 | 5 | | |
| Schwund in % | | -11% | 53% | 42% | 42% | 47% | 74% | | |
| Kohorte 14/15 | 16 | 17 | 11 | 11 | 5 | | | | |
| Schwund in % | | -6% | 31% | 31% | 69% | | | | |

| Geschichte BA FWmP PF | Fachsemester | | | | | | | | |
|--------------------------|-----------------------------|-----|-----|-----|-----|-----|------|-----|-----|
| | Abbruch oder Wechsel in RSZ | | | | | | >RSZ | | |
| | 1 | 2 | 3 | 4 | 5 | 6 | 7 | 8 | 9 |
| Kohorte 11/12 | 27 | 25 | 20 | 17 | 15 | 13 | 8 | 7 | 1 |
| Schwund in % | | 7% | 26% | 37% | 44% | 52% | 70% | 74% | 96% |
| Kohorte 12/13 | 76 | 63 | 39 | 34 | 22 | 21 | 15 | 11 | 5 |
| Schwund in % | | 17% | 49% | 55% | 71% | 72% | 80% | 86% | 94% |
| Kohorte 13/14 | 17 | 18 | 15 | 12 | 10 | 9 | 9 | | |
| Schwund in % | | -6% | 12% | 29% | 41% | 53% | 53% | | |
| Kohorte 14/15 | 12 | 12 | 13 | 11 | 9 | | | | |
| Schwund in % | | | -8% | 8% | 25% | | | | |

| Geschichte BA LA | Fachsemester | | | | | | | | |
|---------------------|-----------------------------|-----|-----|-----|-----|-----|------|-----|-----|
| | Abbruch oder Wechsel in RSZ | | | | | | >RSZ | | |
| | 1 | 2 | 3 | 4 | 5 | 6 | 7 | 8 | 9 |
| Kohorte 11/12 | 39 | 40 | 37 | 36 | 30 | 30 | 18 | 16 | 12 |
| Schwund in % | | -3% | 5% | 8% | 23% | 23% | 54% | 59% | 69% |
| Kohorte 12/13 | 45 | 42 | 34 | 34 | 28 | 26 | 15 | 13 | 6 |
| Schwund in % | | 7% | 24% | 24% | 38% | 42% | 67% | 71% | 87% |
| Kohorte 13/14 | 45 | 42 | 38 | 34 | 32 | 28 | 17 | | |
| Schwund in % | | 7% | 16% | 24% | 29% | 38% | 62% | | |
| Kohorte 14/15 | 54 | 53 | 50 | 47 | 44 | | | | |
| Schwund in % | | 2% | 7% | 13% | 19% | | | | |

Fortsetzung: Studienfallkohorten

| Geschichte | Fachsemester | | | | | | |
|---------------|--------------|-----|-----|-----|------|-----|-----|
| | <= RSZ | | | | >RSZ | | |
| | 1 | 2 | 3 | 4 | 5 | 6 | 7 |
| Master | | | | | | | |
| Kohorte 09/10 | 13 | 10 | 9 | 9 | 8 | 5 | 4 |
| Schwund in % | | 23% | 31% | 31% | 38% | 62% | 69% |
| Kohorte 10/11 | 11 | 10 | 8 | 9 | 9 | 7 | 3 |
| Schwund in % | | 9% | 27% | 18% | 18% | 36% | 73% |
| Kohorte 11/12 | 26 | 15 | 14 | 15 | 13 | 11 | 6 |
| Schwund in % | | 42% | 46% | 42% | 50% | 58% | 77% |
| Kohorte 12/13 | 11 | 11 | 7 | 7 | 6 | 6 | 4 |
| Schwund in % | | | 36% | 36% | 45% | 45% | 64% |
| Kohorte 13/14 | 13 | 13 | 13 | 14 | 13 | 8 | 3 |
| Schwund in % | | | | -8% | | 38% | 77% |
| Kohorte 14/15 | 13 | 14 | 14 | 14 | 12 | | |
| Schwund in % | | -8% | -8% | -8% | 8% | | |

| Geschichte | Fachsemester | | | | | | |
|------------------------|--------------|------|------|------|------|-----|------|
| | <= RSZ | | | | >RSZ | | |
| | 1 | 2 | 3 | 4 | 5 | 6 | 7 |
| M.Ed. Gym. 1.F. | | | | | | | |
| Kohorte 09/10 | 5 | 5 | 4 | 4 | 2 | 1 | 1 |
| Schwund in % | | | 20% | 20% | 60% | 80% | 80% |
| Kohorte 10/11 | 5 | 6 | 5 | 5 | 5 | 2 | |
| Schwund in % | | -20% | | | | 60% | 100% |
| Kohorte 11/12 | 9 | 9 | 8 | 8 | 6 | 1 | |
| Schwund in % | | | 11% | 11% | 33% | 89% | 100% |
| Kohorte 12/13 | 4 | 4 | 4 | 3 | 3 | 1 | |
| Schwund in % | | | | 25% | 25% | 75% | 100% |
| Kohorte 13/14 | 7 | 7 | 8 | 7 | 4 | 1 | |
| Schwund in % | | | -14% | | 43% | 86% | 100% |
| Kohorte 14/15 | 4 | 4 | 5 | 5 | 3 | | |
| Schwund in % | | | -25% | -25% | 25% | | |

| Geschichte | Fachsemester | | | | | | |
|------------------------|--------------|------|------|------|------|-----|-----|
| | <= RSZ | | | | >RSZ | | |
| | 1 | 2 | 3 | 4 | 5 | 6 | 7 |
| M.Ed. Gym. 2.F. | | | | | | | |
| Kohorte 09/10 | 15 | 15 | 15 | 16 | 7 | 3 | 3 |
| Schwund in % | | | | -7% | 53% | 80% | 80% |
| Kohorte 10/11 | 14 | 15 | 15 | 15 | 9 | 4 | 3 |
| Schwund in % | | -7% | -7% | -7% | 36% | 71% | 79% |
| Kohorte 11/12 | 26 | 25 | 25 | 26 | 18 | 12 | 9 |
| Schwund in % | | 4% | 4% | | 31% | 54% | 65% |
| Kohorte 12/13 | 26 | 29 | 27 | 26 | 21 | 10 | 5 |
| Schwund in % | | -12% | -4% | | 19% | 62% | 81% |
| Kohorte 13/14 | 19 | 25 | 25 | 24 | 19 | 7 | 4 |
| Schwund in % | | -32% | -32% | -26% | | 63% | 43% |
| Kohorte 14/15 | 7 | 12 | 13 | 11 | 8 | | |
| Schwund in % | | -71% | -86% | -57% | -14% | | |

| Geschichte | Fachsemester | | | | |
|------------------|--------------|------|------|-----|------|
| | <= RSZ | | >RSZ | | |
| | 1 | 2 | 3 | 4 | 5 |
| M.Ed. Sek | | | | | |
| Kohorte 10/11 | 4 | 4 | 2 | 2 | 1 |
| Schwund in % | | | 50% | 50% | 75% |
| Kohorte 11/12 | 9 | 10 | 6 | 4 | 2 |
| Schwund in % | | -11% | 33% | 56% | 78% |
| Kohorte 12/13 | 6 | 8 | 4 | 3 | 1 |
| Schwund in % | | -33% | 33% | 50% | 83% |
| Kohorte 13/14 | 11 | 10 | 6 | 3 | |
| Schwund in % | | 9% | 45% | 73% | 100% |
| Kohorte 14/15 | 4 | 5 | 3 | 3 | 2 |
| Schwund in % | | -25% | 25% | 25% | 50% |

| Int. Europast. VF | Fachsemester | | | | | | | | | | | | |
|-------------------|------------------------|-----|-----|-----|-----|-----|---------------------------------|-----|-----|-----|-----|-----|-----|
| | Abbruch/Wechsel in RSZ | | | | | | > RSZ/Abgang wg. Abschluß enth. | | | | | | |
| | 1 | 2 | 3 | 4 | 5 | 6 | 7 | 8 | 9 | 10 | 11 | 12 | 13 |
| Bachelor | | | | | | | | | | | | | |
| Kohorte 09/10 | 41 | 41 | 39 | 38 | 36 | 36 | 22 | 18 | 8 | 7 | 8 | 7 | 5 |
| Schwund in % | | | 5% | 7% | 12% | 12% | 46% | 56% | 80% | 83% | 80% | 83% | 88% |
| Kohorte 10/11 | 69 | 65 | 49 | 46 | 45 | 43 | 31 | 25 | 9 | 6 | 4 | 2 | 2 |
| Schwund in % | | 6% | 29% | 33% | 35% | 38% | 55% | 64% | 87% | 91% | 94% | 97% | 97% |
| Kohorte 11/12 | 43 | 44 | 38 | 38 | 35 | 35 | 28 | 20 | 11 | 10 | 3 | | |
| Schwund in % | | -2% | 12% | 12% | 19% | 19% | 35% | 53% | 74% | 77% | 93% | | |
| Kohorte 12/13 | 57 | 45 | 43 | 42 | 41 | 41 | 34 | 29 | 14 | | | | |
| Schwund in % | | 21% | 25% | 26% | 28% | 28% | 40% | 49% | 75% | | | | |
| Kohorte 13/14 | 33 | 35 | 28 | 28 | 24 | 23 | 18 | | | | | | |
| Schwund in % | | -6% | 15% | 15% | 27% | 30% | 45% | | | | | | |
| Kohorte 14/15 | 53 | 49 | 44 | 39 | 37 | | | | | | | | |
| Schwund in % | | 8% | 17% | 26% | 30% | | | | | | | | |

Fortsetzung: Studienfallkohorten

| Politikwiss. VF Bachelor | Fachsemester | | | | | | | | | | | | | | |
|-----------------------------|------------------------|-----|-----|-----|-----|-----|---------------------------------|-----|-----|-----|-----|-----|-----|-----|-----|
| | Abbruch/Wechsel in RSZ | | | | | | > RSZ/Abgang wg. Abschluß enth. | | | | | | | | |
| | 1 | 2 | 3 | 4 | 5 | 6 | 7 | 8 | 9 | 10 | 11 | 12 | 13 | 14 | 15 |
| Kohorte 09/10 | 91 | 89 | 75 | 72 | 68 | 69 | 50 | 51 | 26 | 15 | 11 | 11 | 10 | 9 | 3 |
| Schwund in % | | 2% | 18% | 21% | 25% | 24% | 45% | 44% | 71% | 84% | 88% | 88% | 89% | 90% | 97% |
| Kohorte 10/11 | 91 | 91 | 75 | 67 | 62 | 60 | 47 | 47 | 24 | 15 | 12 | 11 | 8 | | |
| Schwund in % | | | 18% | 26% | 32% | 34% | 48% | 48% | 74% | 84% | 87% | 88% | 91% | | |
| Kohorte 11/12 | 118 | 119 | 100 | 94 | 87 | 86 | 63 | 59 | 33 | 23 | 15 | | | | |
| Schwund in % | | -1% | 15% | 20% | 26% | 27% | 47% | 50% | 72% | 81% | 87% | | | | |
| Kohorte 12/13 | 112 | 107 | 87 | 83 | 73 | 72 | 56 | 49 | 28 | | | | | | |
| Schwund in % | | 4% | 22% | 26% | 35% | 36% | 50% | 56% | 75% | | | | | | |
| Kohorte 13/14 | 96 | 90 | 71 | 71 | 66 | 65 | 48 | | | | | | | | |
| Schwund in % | | 6% | 26% | 26% | 31% | 32% | 50% | | | | | | | | |
| Kohorte 14/15 | 108 | 103 | 96 | 93 | 81 | | | | | | | | | | |
| Schwund in % | | 5% | 11% | 14% | 25% | | | | | | | | | | |

| Politik BA FWmP KF | Fachsemester | | | | | | | | |
|-----------------------|-----------------------------|------|-----|-----|-----|-----|------|-----|-----|
| | Abbruch oder Wechsel in RSZ | | | | | | >RSZ | | |
| | 1 | 2 | 3 | 4 | 5 | 6 | 7 | 8 | 9 |
| Kohorte 11/12 | 21 | 23 | 19 | 17 | 15 | 14 | 12 | 10 | 6 |
| Schwund in % | | -10% | 10% | 19% | 29% | 33% | 43% | 52% | 71% |
| Kohorte 12/13 | 23 | 25 | 21 | 20 | 19 | 18 | 17 | 17 | 9 |
| Schwund in % | | -9% | 9% | 13% | 17% | 22% | 26% | 26% | 61% |
| Kohorte 13/14 | 31 | 26 | 20 | 20 | 15 | 13 | 10 | | |
| Schwund in % | | 16% | 35% | 35% | 52% | 58% | 68% | | |
| Kohorte 14/15 | 28 | 25 | 24 | 23 | 16 | | | | |
| Schwund in % | | 11% | 14% | 18% | 43% | | | | |

| Politik BA FWmP PF | Fachsemester | | | | | | | | |
|-----------------------|-----------------------------|-----|------|------|------|------|------|------|-----|
| | Abbruch oder Wechsel in RSZ | | | | | | >RSZ | | |
| | 1 | 2 | 3 | 4 | 5 | 6 | 7 | 8 | 9 |
| Kohorte 11/12 | 32 | 35 | 35 | 37 | 38 | 38 | 31 | 30 | 17 |
| Schwund in % | | -9% | -9% | -16% | -19% | -19% | 3% | 6% | 47% |
| Kohorte 12/13 | 30 | 31 | 34 | 37 | 37 | 36 | 32 | 31 | 14 |
| Schwund in % | | -3% | -13% | -23% | -23% | -20% | -7% | -35% | 39% |
| Kohorte 13/14 | 27 | 26 | 21 | 21 | 20 | 20 | 14 | | |
| Schwund in % | | 4% | 22% | 22% | 26% | 35% | 55% | | |
| Kohorte 14/15 | 18 | 17 | 17 | 16 | 19 | | | | |
| Schwund in % | | 6% | 6% | 11% | -6% | | | | |

| Politik BA LA | Fachsemester | | | | | | | | |
|------------------|-----------------------------|-----|-----|-----|-----|-----|------|-----|-----|
| | Abbruch oder Wechsel in RSZ | | | | | | >RSZ | | |
| | 1 | 2 | 3 | 4 | 5 | 6 | 7 | 8 | 9 |
| Kohorte 11/12 | 33 | 32 | 31 | 29 | 26 | 26 | 17 | 16 | 5 |
| Schwund in % | | 3% | 6% | 12% | 21% | 21% | 48% | 52% | 85% |
| Kohorte 12/13 | 37 | 37 | 34 | 32 | 28 | 27 | 16 | 15 | 7 |
| Schwund in % | | | 8% | 14% | 24% | 27% | 57% | 59% | 81% |
| Kohorte 13/14 | 29 | 26 | 24 | 24 | 20 | 20 | 15 | | |
| Schwund in % | | 10% | 17% | 17% | 31% | 31% | 48% | | |
| Kohorte 14/15 | 30 | 29 | 27 | 26 | 21 | | | | |
| Schwund in % | | 3% | 10% | 13% | 30% | | | | |

| Politikwiss. Master | Fachsemester | | | | | | | | |
|------------------------|--------------|------|-----|-----|---------------------------|-----|-----|-----|-----|
| | <=RSZ | | | | > RSZ/Abgang wg. Abschluß | | | | |
| | 1 | 2 | 3 | 4 | 5 | 6 | 7 | 8 | 9 |
| Kohorte 09/10 | 19 | 21 | 18 | 18 | 16 | 10 | 7 | 5 | 6 |
| Schwund in % | | -11% | 5% | 5% | 16% | 47% | 63% | 74% | 68% |
| Kohorte 10/11 | 27 | 26 | 23 | 23 | 23 | 16 | 7 | 3 | 2 |
| Schwund in % | | 4% | 15% | 15% | 15% | 41% | 74% | 89% | 93% |
| Kohorte 11/12 | 30 | 30 | 29 | 29 | 31 | 23 | 8 | 4 | 3 |
| Schwund in % | | | 3% | 3% | -3% | 23% | 73% | 87% | 90% |
| Kohorte 12/13 | 19 | 19 | 19 | 19 | 19 | 20 | 19 | 15 | 8 |
| Schwund in % | | | | | -5% | | 21% | 58% | |
| Kohorte 13/14 | 16 | 15 | 15 | 14 | 13 | 11 | 6 | | |
| Schwund in % | | 6% | 6% | 13% | 19% | 31% | 63% | | |
| Kohorte 14/15 | 30 | 31 | 29 | 29 | 25 | | | | |
| Schwund in % | | -3% | 3% | 3% | 17% | | | | |

Fortsetzung: Studienfallkohorten

| Politik M.Ed. Gym. 1.F. | Fachsemester | | | | | | |
|----------------------------|--------------|------|------|------|------|-----|------|
| | <= RSZ | | | | >RSZ | | |
| | 1 | 2 | 3 | 4 | 5 | 6 | 7 |
| Kohorte 09/10 | 2 | 3 | 3 | 3 | 3 | 2 | 1 |
| Schwund in % | | -50% | -50% | -50% | -50% | | 50% |
| Kohorte 10/11 | 3 | 5 | 5 | 5 | 2 | 1 | |
| Schwund in % | | -67% | -67% | -67% | 33% | 67% | 100% |
| Kohorte 11/12 | 6 | 5 | 5 | 7 | 4 | 3 | 1 |
| Schwund in % | | 17% | 17% | -17% | 33% | 50% | 83% |
| Kohorte 12/13 | 3 | 3 | 3 | 3 | 1 | 1 | |
| Schwund in % | | | | | 67% | 67% | 100% |
| Kohorte 13/14 | 6 | 6 | 6 | 6 | 4 | 2 | |
| Schwund in % | | | | | 33% | 67% | 100% |
| Kohorte 14/15 | 2 | 1 | | | | | |
| Schwund in % | | 50% | 100% | 100% | 100% | | |

| Politik M.Ed. Ber. 2.F. | Fachsemester | | | | |
|----------------------------|--------------|------|------|------|------|
| | <= RSZ | | >RSZ | | |
| | 1 | 2 | 3 | 4 | 5 |
| Kohorte 09/10 | 4 | 2 | 1 | 1 | 1 |
| Schwund in % | | 50% | 75% | 75% | 75% |
| Kohorte 10/11 | 7 | 9 | 5 | 3 | 2 |
| Schwund in % | | -29% | 29% | 57% | 71% |
| Kohorte 11/12 | 6 | 11 | 3 | 4 | 3 |
| Schwund in % | | -83% | 50% | 33% | 50% |
| Kohorte 12/13 | 6 | 9 | 4 | 4 | 2 |
| Schwund in % | | -50% | 33% | 33% | 67% |
| Kohorte 13/14 | 2 | 2 | 2 | 3 | 2 |
| Schwund in % | | | | -50% | |
| Kohorte 14/15 | 2 | 2 | 1 | 1 | |
| Schwund in % | | | 50% | 50% | 100% |

| Politik M.Ed. Gym. 2.F. | Fachsemester | | | | | | |
|----------------------------|--------------|------|-----|------|------|-----|-----|
| | <= RSZ | | | | >RSZ | | |
| | 1 | 2 | 3 | 4 | 5 | 6 | 7 |
| Kohorte 09/10 | 7 | 7 | 7 | 8 | 6 | 3 | 1 |
| Schwund in % | | | | -14% | 14% | 57% | 86% |
| Kohorte 10/11 | 9 | 10 | 9 | 7 | 7 | 5 | 3 |
| Schwund in % | | -11% | | 22% | 22% | 44% | 67% |
| Kohorte 11/12 | 5 | 5 | 4 | 4 | 2 | 2 | 1 |
| Schwund in % | | | 20% | 20% | 60% | 60% | 80% |
| Kohorte 12/13 | 5 | 4 | 4 | 4 | 2 | 1 | 1 |
| Schwund in % | | 20% | 20% | 20% | 60% | 80% | 80% |
| Kohorte 13/14 | 6 | 5 | 5 | 4 | 3 | 2 | 2 |
| Schwund in % | | 17% | 17% | 33% | 50% | 67% | 67% |
| Kohorte 14/15 | 4 | 5 | 4 | 4 | 3 | | |
| Schwund in % | | -25% | | | 25% | | |

| Politik M.Ed. Sek | Fachsemester | | | | |
|----------------------|--------------|-------|------|------|------|
| | <= RSZ | | >RSZ | | |
| | 1 | 2 | 3 | 4 | 5 |
| Kohorte 08/09 | 1 | 2 | 1 | | |
| Schwund in % | | -100% | | 100% | 100% |
| Kohorte 11/12 | 1 | 1 | 1 | 1 | |
| Schwund in % | | | | | 100% |
| Kohorte 13/14 | 4 | 5 | 5 | 2 | |
| Schwund in % | | -25% | -25% | 50% | 100% |
| Kohorte 14/15 | 1 | 1 | 1 | | |
| Schwund in % | | | | 100% | 100% |

| Soziologie VF Bachelor | Fachsemester | | | | | | | | | | | | | | |
|---------------------------|------------------------|-----|-----|-----|-----|-----|---------------------------------|-----|-----|-----|-----|-----|-----|-----|-----|
| | Abbruch/Wechsel in RSZ | | | | | | > RSZ/Abgang wg. Abschluß enth. | | | | | | | | |
| | 1 | 2 | 3 | 4 | 5 | 6 | 7 | 8 | 9 | 10 | 11 | 12 | 13 | 14 | 15 |
| Kohorte 09/10 | 169 | 166 | 139 | 131 | 119 | 117 | 75 | 70 | 39 | 31 | 20 | 19 | 8 | 6 | 3 |
| Schwund in % | | 2% | 18% | 22% | 30% | 31% | 56% | 59% | 77% | 82% | 88% | 89% | 95% | 96% | 98% |
| Kohorte 10/11 | 192 | 184 | 142 | 140 | 119 | 112 | 85 | 76 | 47 | 39 | 26 | 18 | 15 | | |
| Schwund in % | | 4% | 26% | 27% | 38% | 42% | 56% | 60% | 76% | 80% | 86% | 91% | 92% | | |
| Kohorte 11/12 | 165 | 156 | 115 | 112 | 102 | 97 | 83 | 74 | 46 | 37 | 26 | | | | |
| Schwund in % | | 5% | 30% | 32% | 38% | 41% | 50% | 55% | 72% | 78% | 84% | | | | |
| Kohorte 12/13 | 187 | 173 | 139 | 135 | 115 | 109 | 87 | 82 | 35 | | | | | | |
| Schwund in % | | 7% | 26% | 28% | 39% | 42% | 53% | 56% | 81% | | | | | | |
| Kohorte 13/14 | 155 | 144 | 105 | 99 | 84 | 73 | 55 | | | | | | | | |
| Schwund in % | | 7% | 32% | 36% | 46% | 53% | 65% | | | | | | | | |
| Kohorte 14/15 | 124 | 119 | 94 | 89 | 79 | | | | | | | | | | |
| Schwund in % | | 4% | 24% | 28% | 36% | | | | | | | | | | |

| Sozialpolitik Master | Fachsemester | | | | | | | | | | |
|-------------------------|-----------------------------|-----|-----|-----|---------------------------------|-----|-----|-----|-----|-----|-----|
| | Abbruch oder Wechsel in RSZ | | | | > RSZ/Abgang wg. Abschluß enth. | | | | | | |
| | 1 | 2 | 3 | 4 | 5 | 6 | 7 | 8 | 9 | 10 | 11 |
| Kohorte 09/10 | 39 | 40 | 39 | 40 | 31 | 17 | 12 | 9 | 8 | 7 | 7 |
| Schwund in % | | -3% | | -3% | 21% | 56% | 69% | 77% | 79% | 82% | 82% |
| Kohorte 10/11 | 24 | 24 | 22 | 22 | 15 | 7 | 5 | 1 | 1 | 1 | 1 |
| Schwund in % | | | 8% | 8% | 38% | 71% | 79% | 96% | 96% | 96% | 96% |
| Kohorte 11/12 | 31 | 33 | 29 | 30 | 28 | 22 | 13 | 8 | 2 | 1 | 1 |
| Schwund in % | | -6% | 6% | 3% | 10% | 29% | 58% | 74% | 94% | 97% | 97% |
| Kohorte 12/13 | 35 | 33 | 27 | 28 | 25 | 19 | 14 | 12 | 7 | | |
| Schwund in % | | 6% | 23% | 20% | 29% | 46% | 60% | 66% | 80% | | |
| Kohorte 13/14 | 30 | 30 | 30 | 29 | 28 | 23 | 12 | | | | |
| Schwund in % | | | | 3% | 7% | 23% | 60% | | | | |
| Kohorte 14/15 | 26 | 26 | 23 | 22 | 20 | | | | | | |
| Schwund in % | | | 12% | 15% | 23% | | | | | | |

Fortsetzung: Studienfallkohorten

| Sozio. /Sozialforschung Master | Fachsemester | | | | | | | | | | |
|--------------------------------------|--------------------------------|-----|-----|-----|---------------------------------|-----|------|------|------|------|------|
| | Abbruch oder Wechsel in RSZ | | | | > RSZ/Abgang wg. Abschluß enth. | | | | | | |
| | 1 | 2 | 3 | 4 | 5 | 6 | 7 | 8 | 9 | 10 | 11 |
| Kohorte 09/10 | 4 | 4 | 4 | 4 | 2 | 2 | | | | | |
| Schwund in % | | | | | 50% | 50% | 100% | 100% | 100% | 100% | 100% |
| Kohorte 10/11 | 11 | 11 | 10 | 8 | 7 | 5 | 2 | 2 | 2 | 2 | 2 |
| Schwund in % | | | 9% | 27% | 36% | 55% | 82% | 82% | 82% | 82% | 100% |
| Kohorte 11/12 | 57 | 29 | 28 | 28 | 22 | 13 | 6 | 4 | 2 | 2 | 2 |
| Schwund in % | | 49% | 51% | 51% | 61% | 77% | 89% | 93% | 96% | 96% | 96% |
| Kohorte 12/13 | 32 | 33 | 32 | 32 | 24 | 18 | 6 | 3 | 2 | | |
| Schwund in % | | -3% | | | 25% | 44% | 81% | 91% | 94% | | |
| Kohorte 13/14 | 24 | 25 | 24 | 24 | 18 | 6 | 3 | | | | |
| Schwund in % | | -4% | | | 25% | 75% | 88% | | | | |
| Kohorte 14/15 | 19 | 20 | 18 | 18 | 16 | | | | | | |
| Schwund in % | | -5% | 5% | 5% | 16% | | | | | | |

| Stadt- u. Regionalentw. Master | Fachsemester | | | | | | | | | | |
|--------------------------------------|--------------------------------|------|-----|-----|---------------------------------|-----|------|------|------|------|------|
| | Abbruch oder Wechsel in RSZ | | | | > RSZ/Abgang wg. Abschluß enth. | | | | | | |
| | 1 | 2 | 3 | 4 | 5 | 6 | 7 | 8 | 9 | 10 | 11 |
| Kohorte 09/10 | 11 | 14 | 11 | 10 | 7 | 3 | | | | | |
| Schwund in % | | -27% | | 9% | 36% | 73% | 100% | 100% | 100% | 100% | 100% |
| Kohorte 10/11 | 38 | 38 | 38 | 37 | 32 | 22 | 14 | 10 | 7 | 7 | 5 |
| Schwund in % | | | | 3% | 16% | 42% | 63% | 74% | 82% | 82% | 87% |
| Kohorte 11/12 | 45 | 31 | 30 | 31 | 26 | 17 | 9 | 5 | 3 | 1 | 1 |
| Schwund in % | | 31% | 33% | 31% | 42% | 62% | 80% | 89% | 93% | 98% | 98% |
| Kohorte 12/13 | 19 | 18 | 18 | 17 | 17 | 14 | 6 | 3 | 1 | | |
| Schwund in % | | 5% | 5% | 11% | 11% | 26% | 68% | 84% | 95% | | |
| Kohorte 13/14 | 26 | 25 | 25 | 24 | 18 | 15 | 10 | | | | |
| Schwund in % | | 4% | 4% | 8% | 31% | 42% | 62% | | | | |
| Kohorte 14/15 | 26 | 24 | 24 | 25 | 17 | | | | | | |
| Schwund in % | | 8% | 8% | 4% | 35% | | | | | | |

7. Abschlussprüfungen im Prüfungsjahr 2016 (01.10.2015-30.09.2016)

| Fach | Abschluss | WS 15/16 | | | SoSe 16 | | | Prüfungsjahr 2016 | | |
|------------|-----------------------|----------|----|-----|---------|---|-----|-------------------|----|-----|
| | | M | W | Ges | M | W | Ges | M | W | Ges |
| Geografie | Bachelor NF | 2 | 1 | 3 | | | | 2 | 1 | 3 |
| Geografie | Bachelor VF | 9 | 10 | 19 | 9 | 9 | 18 | 18 | 19 | 37 |
| Geografie | BA FWmP PF | 9 | 2 | 11 | 4 | 4 | 8 | 13 | 6 | 19 |
| Geografie | BA FWmP KF | | 5 | 5 | 2 | 3 | 5 | 2 | 8 | 10 |
| Geografie | BA LA Gym/OS 2.F. | 1 | 6 | 7 | 1 | 9 | 10 | 2 | 15 | 17 |
| Geografie | 2 Fach B.A. FBW | 1 | 1 | 2 | | | | 1 | 1 | 2 |
| Geografie | 1 Fach Master Ed. Alt | 2 | | 2 | | 1 | 1 | 2 | 1 | 3 |
| Geografie | 2 Fach Master Ed. Alt | 2 | 8 | 10 | 5 | 3 | 8 | 7 | 11 | 18 |
| Geographie | M.Ed.Gy/OS 2.LF | | | | 4 | 4 | 8 | 4 | 4 | 8 |
| Geschichte | Bachelor HF | | 2 | 2 | | | | | 2 | 2 |
| Geschichte | Bachelor NF | 3 | 2 | 5 | | | | 3 | 2 | 5 |
| Geschichte | Bachelor VF | 3 | | 3 | 6 | 3 | 9 | 9 | 3 | 12 |
| Geschichte | BA FWmP PF | 7 | | 7 | 2 | 2 | 4 | 9 | 2 | 11 |
| Geschichte | BA FWmP KF | 1 | 3 | 4 | 2 | 8 | 10 | 3 | 11 | 14 |
| Geschichte | BA LA Gym/OS 1.F. | 1 | | 1 | 1 | | 1 | 2 | | 2 |
| Geschichte | BA LA Gym/OS 1.F. | 1 | 10 | 11 | 6 | 5 | 11 | 7 | 15 | 22 |
| Geschichte | 2 Fach B.A. FBW | | 1 | 1 | | | | | 1 | 1 |
| Geschichte | 1 Fach Master Ed. Alt | | 4 | 4 | 1 | 1 | 2 | 1 | 5 | 6 |
| Geschichte | 2 Fach Master Ed. Alt | 8 | 13 | 21 | 8 | 7 | 15 | 16 | 20 | 36 |
| Geschichte | M.Ed.Gy/OS 2.LF | | | | 1 | 2 | 3 | 1 | 2 | 3 |
| Geschichte | Master | 4 | 2 | 6 | 5 | 3 | 8 | 9 | 5 | 14 |

Fortsetzung: Abschlussprüfungen im Prüfungsjahr

| Fach | Abschluss | WS 15/16 | | | SoSe 16 | | | Prüfungsjahr 2016 | | |
|--------------------------------|-----------------------|------------|------------|------------|------------|------------|------------|-------------------|------------|------------|
| | | M | W | Ges | M | W | Ges | M | W | Ges |
| Integrierte Europastudien | Bachelor VF | 5 | 9 | 14 | 5 | 15 | 20 | 10 | 24 | 34 |
| Politikwissenschaft | Bachelor HF | 3 | 2 | 5 | | | | 3 | 2 | 5 |
| Politikwissenschaft | Bachelor NF | | 2 | 2 | | 1 | 1 | | 3 | 3 |
| Politikwissenschaft | Bachelor VF | 30 | 3 | 33 | 16 | 12 | 28 | 46 | 15 | 61 |
| Politikwissenschaft | BA FWmP PF | 2 | 3 | 5 | 11 | 7 | 18 | 13 | 10 | 23 |
| Politikwissenschaft | BA FWmP KF | 4 | 1 | 5 | 1 | 7 | 8 | 5 | 8 | 13 |
| Politikwissenschaft | BA LA Gym/OS 1.F. | | | | 1 | | 1 | 1 | | 1 |
| Politikwissenschaft | BA LA Gym/OS 2.F. | 4 | 7 | 11 | 3 | 2 | 5 | 7 | 9 | 16 |
| Politik | 1 Fach Master Ed. Alt | | 2 | 2 | 1 | | 1 | 1 | 2 | 3 |
| Politik | 2 Fach Master Ed. Alt | 1 | 1 | 2 | | 2 | 2 | 1 | 3 | 4 |
| Politikwissenschaft | M.Ed.berufl. 2.LF | | | | 3 | 1 | 4 | 3 | 1 | 4 |
| Politikwissenschaft | M.Ed.Gy/OS 2.LF | | | | | 1 | 1 | | 1 | 1 |
| Politikwissenschaft | Master | 3 | 1 | 4 | 3 | 4 | 7 | 6 | 5 | 11 |
| Sozialpolitik | Master | 5 | 1 | 6 | 3 | 9 | 12 | 8 | 10 | 18 |
| Soziologie | Bachelor VF | 12 | 23 | 35 | 8 | 34 | 42 | 20 | 57 | 77 |
| Soziologie u. Sozialforschung | Master | 1 | 3 | 4 | | | | 1 | 3 | 4 |
| Stadt- und Regionalentwicklung | Master | 5 | 6 | 11 | 4 | 4 | 8 | 9 | 10 | 19 |
| FB Gesamt | | 129 | 134 | 263 | 116 | 163 | 279 | 245 | 297 | 542 |

8. Absolventen: Studiendauer und Alter im Prüfungsjahr 2016

| Fach | Abschluss | Anz | Studiendauer | | Alter | |
|--------------------------------|-------------------|-----|--------------|--------|-------|--------|
| | | | MW | Median | MW | Median |
| Geografie | Bachelor VF | 37 | 6,92 | 6 | 25,14 | 24,31 |
| Geografie | BA FWmP PF | 19 | 7,21 | 7 | 24,91 | 25,25 |
| Geografie | 1 Fach MEd. alt | 3 | 4,33 | 5 | 33,12 | 31,99 |
| Geschichte | Bachelor HF | 2 | 18 | 18 | 44,17 | 44,17 |
| Geschichte | Bachelor VF | 12 | 7,67 | 7,5 | 25,17 | 23,99 |
| Geschichte | BA FWmP PF | 11 | 7,55 | 7 | 26,3 | 25,1 |
| Geschichte | BA LA Gym/OS 1.F. | 2 | 8 | 8 | 28,82 | 28,82 |
| Geschichte | Master | 14 | 5,79 | 6 | 27,85 | 27,12 |
| Geschichte | 1 Fach MEd. alt | 6 | 4,33 | 4,5 | 26,22 | 25,25 |
| Integrierte Europastudien | Bachelor VF | 34 | 7,62 | 8 | 25,49 | 24,02 |
| Politikwissenschaft | Bachelor HF | 5 | 11,8 | 9 | 30,59 | 30,1 |
| Politikwissenschaft | Bachelor VF | 61 | 7,74 | 7 | 25,53 | 24,88 |
| Politikwissenschaft | BA FWmP PF | 23 | 8,17 | 8 | 26,05 | 24,9 |
| Politikwissenschaft | BA LA Gym/OS 1.F. | 1 | 12 | 12 | 30,54 | 30,54 |
| Politikwissenschaft | Master | 11 | 7,27 | 7 | 28,82 | 28,8 |
| Politikwissenschaft | 1 Fach MEd. alt | 3 | 5 | 5 | 27,43 | 27,26 |
| Sozialpolitik | Master | 18 | 6,28 | 6 | 27,69 | 27,47 |
| Soziologie | Bachelor VF | 77 | 7,96 | 8 | 24,88 | 24,39 |
| Soziologie und Sozialforschung | Master | 4 | 8 | 7 | 27,76 | 27,87 |
| Stadt- und Regionalentwicklung | Master | 19 | 6,42 | 7 | 28,68 | 28,92 |

9. Absolventen im Zeitverlauf vom Prüfungsjahr 2008-2016

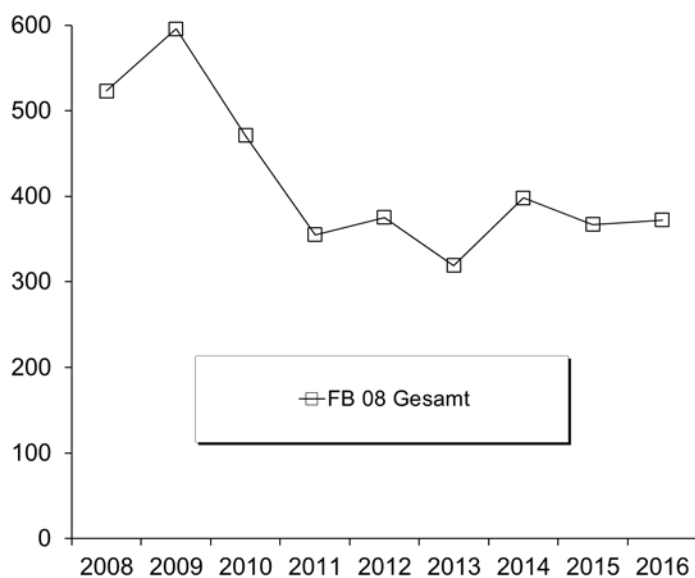
| Fach | Abschluss | | 2008 | 2009 | 2010 | 2011 | 2012 | 2013 | 2014 | 2015 | 2016 |
|-----------|-------------|------------|-----------|-----------|-----------|-----------|-----------|-----------|-----------|-----------|-----------|
| Geografie | Bachelor HF | M | 1 | 1 | 1 | 2 | 5 | 2 | 4 | 1 | |
| | | W | 2 | 3 | 6 | 2 | 3 | 6 | 3 | 2 | |
| | | Ges | 3 | 4 | 7 | 4 | 8 | 8 | 7 | 3 | |
| Geografie | Bachelor VF | M | 14 | 7 | 9 | 7 | 15 | 24 | 24 | 19 | 18 |
| | | W | 12 | 6 | 17 | 14 | 15 | 16 | 35 | 13 | 19 |
| | | Ges | 26 | 13 | 26 | 21 | 30 | 40 | 59 | 32 | 37 |

Fortsetzung: Absolventen im Zeitverlauf

| Fach | Abschluss | | 2008 | 2009 | 2010 | 2011 | 2012 | 2013 | 2014 | 2015 | 2016 |
|-----------------------|----------------------|------------|-----------|-----------|-----------|-----------|-----------|-----------|-----------|-----------|-----------|
| Geografie | BA FWmP PF | M | | | | | | | 1 | | 13 |
| | | W | | | | | | | | 3 | 16 |
| | | Ges | | | | | | | | 1 | 3 |
| Geografie | 1 Fach B.A. FBW | M | | | | | | 2 | 2 | | |
| | | W | | | | | | 1 | 1 | | |
| | | Ges | | | | | | 2 | 3 | 1 | |
| Geografie | 1. F. Master Ed. Alt | M | | | | | | 1 | 4 | 2 | 2 |
| | | W | | | | | | 5 | 2 | 6 | 1 |
| | | Ges | | | | | | 6 | 6 | 8 | 3 |
| Geschichte | Bachelor HF | M | 1 | 2 | 6 | 3 | 8 | 6 | 5 | 3 | |
| | | W | 2 | 11 | 2 | 7 | 10 | 7 | 11 | 9 | 2 |
| | | Ges | 3 | 13 | 8 | 10 | 18 | 13 | 16 | 12 | 2 |
| Geschichte | Bachelor VF | M | | | | 1 | 1 | | 7 | 8 | 9 |
| | | W | | | | | | | 4 | 4 | 3 |
| | | Ges | | | | 1 | 1 | | 11 | 12 | 12 |
| Geschichte | BA FWmP PF | M | | | | | | | | 1 | 9 |
| | | W | | | | | | | 1 | 4 | 2 |
| | | Ges | | | | | | | 1 | 5 | 11 |
| Geschichte | BA LA Gym/OS 1.F. | M | | | | | | | | | 2 |
| | | W | | | | | | | | | |
| | | Ges | | | | | | | | | |
| Geschichte | 1. F. Master Ed. Alt | M | | | | | 1 | 4 | 4 | 2 | 1 |
| | | W | | | | | 2 | 3 | 2 | 4 | 5 |
| | | Ges | | | | | 3 | 7 | 6 | 6 | 6 |
| Geschichte | Master | M | | | | 1 | 3 | 5 | 8 | 4 | 9 |
| | | W | | | | | 3 | 3 | 3 | 2 | 5 |
| | | Ges | | | | 1 | 6 | 8 | 11 | 6 | 14 |
| Integr. Europastudien | Bachelor VF | M | 14 | 13 | 17 | 9 | 7 | 4 | 13 | 6 | 10 |
| | | W | 33 | 27 | 26 | 17 | 17 | 14 | 25 | 21 | 24 |
| | | Ges | 47 | 40 | 43 | 26 | 24 | 18 | 38 | 27 | 34 |
| Politikwissenschaft | Bachelor HF | M | 1 | 9 | 14 | 16 | 16 | 19 | 3 | 6 | 3 |
| | | W | 1 | 4 | 9 | 10 | 11 | 6 | 13 | 3 | 2 |
| | | Ges | 2 | 13 | 23 | 26 | 27 | 25 | 16 | 9 | 5 |
| Politikwissenschaft | Bachelor VF | M | 33 | 40 | 38 | 25 | 25 | 24 | 29 | 38 | 46 |
| | | W | 41 | 31 | 13 | 16 | 16 | 24 | 18 | 22 | 15 |
| | | Ges | 74 | 71 | 51 | 41 | 41 | 48 | 47 | 60 | 61 |
| Politikwissenschaft | BA FWmP PF | M | | | | | | | 3 | 7 | 13 |
| | | W | | | | | | | 2 | 10 | 10 |
| | | Ges | | | | | | | 5 | 17 | 23 |
| Politikwissenschaft | BA LA Gym/OS 1.F. | M | | | | | | | | | 1 |
| | | W | | | | | | | | | |
| | | Ges | | | | | | | | | |
| Politikwissenschaft | Master | M | | 5 | 2 | 8 | 6 | 7 | 17 | 10 | 6 |
| | | W | | | 1 | 10 | 6 | 5 | 9 | 8 | 5 |
| | | Ges | | 5 | 3 | 18 | 12 | 12 | 26 | 18 | 11 |
| Politik | 1. F. Master Ed. Alt | M | | | | | 1 | 3 | 5 | 3 | 1 |
| | | W | | | | | | 2 | 2 | | 2 |
| | | Ges | | | | | 1 | 5 | 7 | 3 | 3 |
| Sozialpolitik | Master | M | 3 | 2 | 12 | 14 | 14 | 9 | 7 | 10 | 8 |
| | | W | 7 | 3 | 6 | 6 | 12 | 12 | 8 | 12 | 10 |
| | | Ges | 10 | 5 | 18 | 20 | 26 | 21 | 15 | 22 | 18 |

Fortsetzung: Absolventen im Zeitverlauf

| Fach | Abschluss | | 2008 | 2009 | 2010 | 2011 | 2012 | 2013 | 2014 | 2015 | 2016 |
|-------------------------------|-------------|------------|------------|------------|------------|------------|------------|------------|------------|------------|-----------|
| Soziologie | Bachelor VF | M | 8 | 3 | 10 | 9 | 22 | 22 | 22 | 19 | 20 |
| | | W | 31 | 17 | 22 | 30 | 59 | 53 | 57 | 63 | 57 |
| | | Ges | 39 | 20 | 32 | 39 | 81 | 75 | 79 | 82 | 77 |
| Soziologie u. Sozialforschung | Master | M | | 2 | 4 | 3 | 3 | 2 | 5 | 5 | 1 |
| | | W | 1 | 6 | 8 | 12 | 3 | 4 | 12 | 16 | 3 |
| | | Ges | 1 | 8 | 12 | 15 | 6 | 6 | 17 | 21 | 4 |
| Stadt- und Regionalentw. | Master | M | 1 | 2 | | 1 | 9 | 6 | 11 | 8 | 9 |
| | | W | 1 | 6 | 5 | 1 | 7 | 10 | 16 | 12 | 10 |
| | | Ges | 2 | 8 | 5 | 2 | 16 | 16 | 27 | 20 | 19 |
| FB 08 Gesamt | | M | 213 | 260 | 208 | 170 | 173 | 147 | 174 | 152 | 181 |
| | | W | 310 | 336 | 263 | 185 | 202 | 172 | 224 | 215 | 191 |
| | Ges | 523 | 596 | 471 | 355 | 375 | 319 | 398 | 367 | 372 | |



J. Fachbereich 09

1. Studienfälle nach Fachsemestern im WS 16/17

| Studiengang | Abschluß | G | 1 | 2 | 3 | 4 | 5 | 6 | 7 | 8 | 9 | 10 | 11 | 12 | 13-14 | >14 | Ges | RSZ |
|-------------------------|---------------------|------------|------------|----------|-----------|----------|-----------|----------|-----------|----------|-----------|----------|-----------|----------|----------|----------|------------|------------|
| Kommun.- & Medienwiss. | BA FWmP | KF M | 6 | 1 | 6 | | 3 | | 6 | | 2 | | 1 | | | | 25 | 16 |
| Kommun.- & Medienwiss. | BA FWmP | KF W | 46 | 1 | 24 | 3 | 16 | 2 | 14 | 2 | 3 | | 3 | | | | 114 | 92 |
| | | Ges | 52 | 2 | 30 | 3 | 19 | 2 | 20 | 2 | 5 | | 4 | | | | 139 | 108 |
| Kommun.- & Medienwiss. | BA FWmP | PF M | 37 | 1 | 16 | 1 | 17 | | 17 | | 16 | 1 | 6 | | | | 112 | 72 |
| Kommun.- & Medienwiss. | BA FWmP | PF W | 67 | 1 | 77 | 2 | 76 | 1 | 38 | 5 | 29 | 1 | 12 | | | | 309 | 224 |
| | | Ges | 104 | 2 | 93 | 3 | 93 | 1 | 55 | 5 | 45 | 2 | 18 | | | | 421 | 296 |
| Komplexes Entscheiden | Master | M | 21 | | 15 | 1 | 14 | 2 | 5 | 1 | 4 | 1 | 1 | | 2 | | 67 | 37 |
| Komplexes Entscheiden | Master | W | 12 | 2 | 12 | 1 | 7 | 5 | 6 | 1 | 2 | | 1 | | | | 49 | 27 |
| | | Ges | 33 | 2 | 27 | 2 | 21 | 7 | 11 | 2 | 6 | 1 | 2 | | 2 | | 116 | 64 |
| Kulturwissenschaft | BA FWmP | KF M | 19 | 3 | 10 | 1 | 11 | | 8 | 1 | 7 | | 2 | | 2 | 1 | 65 | 44 |
| Kulturwissenschaft | BA FWmP | KF W | 49 | 4 | 47 | 3 | 44 | 3 | 29 | 1 | 9 | 2 | 9 | | | 1 | 201 | 150 |
| | | Ges | 68 | 7 | 57 | 4 | 55 | 3 | 37 | 2 | 16 | 2 | 11 | | 2 | 2 | 266 | 194 |
| Kulturwissenschaft | BA FWmP | PF M | 12 | | 9 | 1 | 5 | | 9 | | 3 | | 6 | 1 | 4 | | 50 | 27 |
| Kulturwissenschaft | BA FWmP | PF W | 51 | | 58 | 1 | 53 | 3 | 31 | 3 | 16 | 2 | 12 | 2 | 2 | | 234 | 166 |
| | | Ges | 63 | | 67 | 2 | 58 | 3 | 40 | 3 | 19 | 2 | 18 | 3 | 6 | | 284 | 193 |
| Kunst-Medien-Ästh.Bild. | BA BiPEB | EF M | 3 | | 2 | | | | 1 | | | | | | | | 6 | 5 |
| Kunst-Medien-Ästh.Bild. | BA BiPEB | EF W | 16 | 1 | 17 | | 12 | | 1 | 1 | 3 | | | | | | 51 | 46 |
| | | Ges | 19 | 1 | 19 | | 12 | | 2 | 1 | 3 | | | | | | 57 | 51 |
| Kunst-Medien-Ästh.Bild. | BA BiPEB | UF M | 1 | | 2 | | 2 | | | | | | | | | | 5 | 5 |
| Kunst-Medien-Ästh.Bild. | BA BiPEB | UF W | 22 | 2 | 20 | | 13 | 1 | 4 | | 3 | | 1 | | 1 | | 67 | 58 |
| | | Ges | 23 | 2 | 22 | | 15 | 1 | 4 | | 3 | | 1 | | 1 | | 72 | 63 |
| Kunst-Medien-Ästh.Bild. | BA FWmP | KF M | 3 | | 1 | | | | 2 | | 1 | | 1 | | 1 | | 9 | 4 |
| Kunst-Medien-Ästh.Bild. | BA FWmP | KF W | 22 | 2 | 16 | 2 | 21 | 3 | 19 | | 12 | | 3 | 1 | 2 | | 103 | 66 |
| | | Ges | 25 | 2 | 17 | 2 | 21 | 3 | 21 | | 13 | | 4 | 1 | 3 | | 112 | 70 |
| Kunst-Medien-Ästh.Bild. | BA FWmP | PF M | 1 | | 5 | | 1 | | 5 | | 1 | | 2 | | 1 | | 16 | 7 |
| Kunst-Medien-Ästh.Bild. | BA FWmP | PF W | 34 | 1 | 17 | 3 | 23 | 2 | 19 | 2 | 8 | | 5 | 1 | 1 | | 116 | 80 |
| | | Ges | 35 | 1 | 22 | 3 | 24 | 2 | 24 | 2 | 9 | | 7 | 1 | 2 | | 132 | 87 |
| Kunst-Medien-Ästh.Bild. | BA LA Gy/Obers. | LF M | 4 | 1 | 6 | | 8 | | 4 | 1 | 3 | 1 | 2 | | | 1 | 31 | 19 |
| Kunst-Medien-Ästh.Bild. | BA LA Gy/Obers. | LF W | 49 | 4 | 37 | 2 | 30 | 4 | 13 | 1 | 6 | 1 | 3 | 1 | 1 | 1 | 153 | 126 |
| | | Ges | 53 | 5 | 43 | 2 | 38 | 4 | 17 | 2 | 9 | 2 | 5 | 1 | 1 | 2 | 184 | 145 |
| Kunst-Medien-Ästh.Bild. | M.Ed.Grund | EF W | | | 2 | | 1 | | | | | | | | | | 3 | 2 |
| | | Ges | | | 2 | | 1 | | | | | | | | | | 3 | 2 |
| Kunst-Medien-Ästh.Bild. | M.Ed.Grund | UF W | 11 | | 8 | | 3 | | | | | | | | | | 22 | 19 |
| | | Ges | 11 | | 8 | | 3 | | | | | | | | | | 22 | 19 |
| Kunst-Medien-Ästh.Bild. | M.Ed.Gym/Obers. | LF M | 5 | | 2 | | | | | | | | | | | | 7 | 7 |
| Kunst-Medien-Ästh.Bild. | M.Ed.Gym/Obers. | LF W | 26 | 1 | 28 | 2 | 6 | | | | | | | | | | 63 | 57 |
| | | Ges | 31 | 1 | 30 | 2 | 6 | | | | | | | | | | 70 | 64 |
| Kunst-Medien-Ästh.Bild. | M.Ed.Inkl.Päd/Sonp. | EF W | 15 | | 27 | | 3 | | | | | | | | | | 45 | 42 |
| | | Ges | 15 | | 27 | | 3 | | | | | | | | | | 45 | 42 |
| Kunst-und Kulturverm. | Master | W | 15 | | | 3 | 12 | | 1 | 1 | 1 | | | | | | 33 | 18 |
| | | Ges | 15 | | | 3 | 12 | | 1 | 1 | 1 | | | | | | 33 | 18 |
| Medienkultur | Master | M | 3 | | 11 | 1 | | | 2 | 1 | | | | | | | 18 | 15 |
| Medienkultur | Master | W | 22 | | 14 | | 27 | 3 | 8 | 1 | 2 | 1 | 1 | | | | 79 | 36 |
| | | Ges | 25 | | 25 | 1 | 27 | 3 | 10 | 2 | 2 | 1 | 1 | | | | 97 | 51 |
| Musikpädagogik | BA BiPEB | UF M | 1 | | | | | | | | | | | | | | 1 | 1 |
| Musikpädagogik | BA BiPEB | UF W | | | 1 | | 2 | | | | | | | | | | 3 | 3 |
| | | Ges | 1 | | 1 | | 2 | | | | | | | | | | 4 | 4 |
| Musikpädagogik | BA LA Gy/Obers. | LF M | 2 | | 7 | | 7 | 1 | 2 | | 2 | | 1 | | | 1 | 23 | 17 |
| Musikpädagogik | BA LA Gy/Obers. | LF W | 12 | | 10 | | 4 | | 2 | 1 | 1 | | | 1 | 1 | | 32 | 26 |
| | | Ges | 14 | | 17 | | 11 | 1 | 4 | 1 | 3 | | 1 | 1 | 1 | 1 | 55 | 43 |
| Musikwissenschaft | BA FWmP | KF M | 6 | | | | | | | | | | | | | | 6 | 6 |
| Musikwissenschaft | BA FWmP | KF W | 14 | | | | | | | | | | | | | | 14 | 14 |
| | | Ges | 20 | | | | | | | | | | | | | | 20 | 20 |
| Musikwissenschaft | BA FWmP | PF M | 18 | | | | 1 | | 1 | | | | 1 | | 1 | | 22 | 19 |
| Musikwissenschaft | BA FWmP | PF W | 11 | | 1 | | | | 3 | | 1 | 2 | 1 | | | | 19 | 12 |
| | | Ges | 29 | | 1 | | 1 | | 4 | | 1 | 2 | 2 | | 1 | | 41 | 31 |

Fortsetzung: Studienfälle nach Fachsemestern

| Studiengang | Abschluß | G | 1 | 2 | 3 | 4 | 5 | 6 | 7 | 8 | 9 | 10 | 11 | 12 | 13-14 | >14 | Ges | RSZ |
|---------------------------|---------------------|------------|-----------|----------|-----------|----------|-----------|----------|-----------|----------|-----------|----------|----------|----------|----------|----------|------------|------------|
| Musikpädagogik | M.Ed.Grund | EF W | 1 | | | | | | | | | | | | | | 1 | 1 |
| | | Ges | 1 | | | | | | | | | | | | | | 1 | 1 |
| Musikpädagogik | M.Ed.Grund | UF W | | | 3 | | 1 | | | | | | | | | | 4 | 3 |
| | | Ges | | | 3 | | 1 | | | | | | | | | | 4 | 3 |
| Musikpädagogik | M.Ed.Gym/Obers. | LF M | 4 | | 4 | | 2 | | | | | | | | | | 10 | 8 |
| Musikpädagogik | M.Ed.Gym/Obers. | LF W | 4 | | 2 | | 1 | | | | | | | | | | 7 | 6 |
| | | Ges | 8 | | 6 | | 3 | | | | | | | | | | 17 | 14 |
| Musikpädagogik | M.Ed.Inkl.Päd/Sonp. | EF W | 1 | | | | | | | | | | | | | | 1 | 1 |
| | | Ges | 1 | | | | | | | | | | | | | | 1 | 1 |
| Musikwissenschaften | Master | M | 4 | | 2 | | | | | | | | | | | | 6 | 6 |
| Musikwissenschaften | Master | W | 2 | | | | | | | | | | | | | | 2 | 2 |
| | | Ges | 6 | | 2 | | | | | | | | | | | | 8 | 8 |
| Philosophie | BA FWmP | KF M | 24 | | 12 | 1 | 9 | | 7 | 1 | 8 | 1 | 3 | 2 | 5 | 1 | 74 | 46 |
| Philosophie | BA FWmP | KF W | 35 | 1 | 21 | | 13 | 2 | 7 | 2 | 4 | | 2 | | 2 | | 89 | 72 |
| | | Ges | 59 | 1 | 33 | 1 | 22 | 2 | 14 | 3 | 12 | 1 | 5 | 2 | 7 | 1 | 163 | 118 |
| Philosophie | BA FWmP | PF M | 32 | 1 | 21 | 1 | 13 | 1 | 3 | | 13 | 1 | 1 | | 1 | 1 | 89 | 69 |
| Philosophie | BA FWmP | PF W | 34 | 3 | 16 | 1 | 8 | 2 | 8 | | 7 | 1 | 3 | | 2 | 2 | 87 | 64 |
| | | Ges | 66 | 4 | 37 | 2 | 21 | 3 | 11 | | 20 | 2 | 4 | | 3 | 3 | 176 | 133 |
| Religionsw./Religionspäd. | BA BiPEB | EF W | 6 | | 9 | | 3 | | | | | | | | | | 18 | 18 |
| | | Ges | 6 | | 9 | | 3 | | | | | | | | | | 18 | 18 |
| Religionsw./Religionspäd. | BA BiPEB | UF M | 3 | | | | | | | | | | | | | | 3 | 3 |
| Religionsw./Religionspäd. | BA BiPEB | UF W | | | | | 4 | | 1 | | | | | | | | 5 | 4 |
| | | Ges | 3 | | | | 4 | | 1 | | | | | | | | 8 | 7 |
| Religionsw./Religionspäd. | BA FWmP | KF M | 10 | | 9 | 1 | | | | 1 | 2 | 1 | | | 1 | | 25 | 20 |
| Religionsw./Religionspäd. | BA FWmP | KF W | 18 | 1 | 9 | | 8 | | 5 | | 1 | | 3 | | | 1 | 46 | 36 |
| | | Ges | 28 | 1 | 18 | 1 | 8 | | 5 | 1 | 3 | 1 | 3 | | 1 | 1 | 71 | 56 |
| Religionsw./Religionspäd. | BA FWmP | PF M | 2 | | 2 | | 3 | | | | 4 | | 2 | | 1 | | 14 | 7 |
| Religionsw./Religionspäd. | BA FWmP | PF W | 16 | | 6 | 2 | 7 | 1 | 3 | | 2 | | 1 | | | | 38 | 32 |
| | | Ges | 18 | | 8 | 2 | 10 | 1 | 3 | | 6 | | 3 | | 1 | | 52 | 39 |
| Religionsw./Religionspäd. | BA LA Gy/Obers. | LF M | 22 | | 16 | | 7 | | 3 | | 2 | | 3 | | | 1 | 54 | 45 |
| Religionsw./Religionspäd. | BA LA Gy/Obers. | LF W | 40 | 2 | 22 | | 13 | 1 | 5 | | 2 | | 2 | | 1 | | 88 | 78 |
| | | Ges | 62 | 2 | 38 | | 20 | 1 | 8 | | 4 | | 5 | | 1 | 1 | 142 | 123 |
| Religionsw./Religionspäd. | M.Ed.Grund | EF W | | | 1 | | | | | | | | | | | | 1 | 1 |
| | | Ges | | | 1 | | | | | | | | | | | | 1 | 1 |
| Religionsw./Religionspäd. | M.Ed.Grund | UF M | 1 | | | | | | | | | | | | | | 1 | 1 |
| Religionsw./Religionspäd. | M.Ed.Grund | UF W | 1 | | 1 | | | | | | | | | | | | 2 | 2 |
| | | Ges | 2 | | 1 | | | | | | | | | | | | 3 | 3 |
| Religionsw./Religionspäd. | M.Ed.Gym/Obers. | LF M | | 1 | 3 | | 2 | | | | | | | | | | 6 | 4 |
| Religionsw./Religionspäd. | M.Ed.Gym/Obers. | LF W | 12 | | 4 | | 4 | | | | | | | | | | 20 | 16 |
| | | Ges | 12 | 1 | 7 | | 6 | | | | | | | | | | 26 | 20 |
| Religionsw./Religionspäd. | M.Ed.Inkl.Päd/Sonp. | EF W | 4 | | 4 | | 5 | | | | | | | | | | 13 | 8 |
| | | Ges | 4 | | 4 | | 5 | | | | | | | | | | 13 | 8 |
| Religionswissenschaft(M) | Master | M | | | | 1 | | | 1 | | | | | | | | 2 | 1 |
| Religionswissenschaft(M) | Master | W | 5 | | 2 | | 4 | | 2 | | | | | | | | 13 | 7 |
| | | Ges | 5 | | 2 | 1 | 4 | | 3 | | | | | | | | 15 | 8 |
| Transkulturelle Studien | Master | M | 5 | | 4 | | 1 | | | | | | 1 | | | | 11 | 9 |
| Transkulturelle Studien | Master | W | 15 | 1 | 19 | 4 | 19 | 5 | 8 | | 1 | 1 | 2 | 1 | | | 76 | 39 |
| | | Ges | 20 | 1 | 23 | 4 | 20 | 5 | 8 | | 1 | 1 | 3 | 1 | | | 87 | 48 |

Studienfälle im FB 09: 2979

2. Studienfälle nach Hochschulesemestern im WS 16/17

| Studiengang | Abschluß | G | 1 | 2 | 3 | 4 | 5 | 6 | 7 | 8 | 9 | 10 | 11 | 12 | 13-14 | >14 | Ges | RSZ |
|------------------------|----------|------------|-----------|----------|-----------|----------|-----------|----------|-----------|----------|-----------|----------|-----------|----------|-----------|----------|------------|-----|
| Kommun.- & Medienwiss. | BA FWmP | KF M | 2 | | 5 | | 3 | | 8 | | 4 | | 3 | | | | 25 | |
| Kommun.- & Medienwiss. | BA FWmP | KF W | 31 | 2 | 23 | 2 | 19 | | 13 | 2 | 12 | | 4 | 2 | 3 | 1 | 114 | |
| | | Ges | 33 | 2 | 28 | 2 | 22 | | 21 | 2 | 16 | | 7 | 2 | 3 | 1 | 139 | |
| Kommun.- & Medienwiss. | BA FWmP | PF M | 21 | 4 | 16 | 1 | 13 | 1 | 21 | | 14 | 2 | 9 | | 8 | 2 | 112 | |
| Kommun.- & Medienwiss. | BA FWmP | PF W | 53 | 1 | 70 | 1 | 66 | 7 | 51 | 2 | 30 | 1 | 19 | 2 | 4 | 2 | 309 | |
| | | Ges | 74 | 5 | 86 | 2 | 79 | 8 | 72 | 2 | 44 | 3 | 28 | 2 | 12 | 4 | 421 | |

Fortsetzung: Studienfälle nach Hochschulse mestern

| Studiengang | Abschluß | G | 1 | 2 | 3 | 4 | 5 | 6 | 7 | 8 | 9 | 10 | 11 | 12 | 13-14 | >14 | Ges |
|-------------------------|---------------------|------------|-----------|----------|-----------|----------|-----------|----------|-----------|----------|-----------|----------|-----------|----------|-----------|-----------|------------|
| Komplexes Entscheiden | Master | M | | | | | | | 2 | 1 | 8 | 5 | 12 | 4 | 11 | 24 | 67 |
| Komplexes Entscheiden | Master | W | | | 2 | | | 1 | 4 | | 11 | 3 | 3 | 2 | 7 | 16 | 49 |
| | | Ges | | | 2 | | | 1 | 6 | 1 | 19 | 8 | 15 | 6 | 18 | 40 | 116 |
| Kulturwissenschaft | BA FWmP | KF M | 6 | 3 | 11 | 2 | 5 | 1 | 11 | 1 | 8 | 1 | 9 | | 6 | 1 | 65 |
| Kulturwissenschaft | BA FWmP | KF W | 35 | 2 | 37 | 5 | 45 | | 32 | 2 | 16 | 2 | 17 | 2 | 3 | 3 | 201 |
| | | Ges | 41 | 5 | 48 | 7 | 50 | 1 | 43 | 3 | 24 | 3 | 26 | 2 | 9 | 4 | 266 |
| Kulturwissenschaft | BA FWmP | PF M | 8 | 1 | | 2 | 9 | 2 | 8 | 1 | 6 | 1 | 6 | 1 | 2 | 3 | 50 |
| Kulturwissenschaft | BA FWmP | PF W | 39 | 3 | 52 | 3 | 41 | | 41 | 5 | 22 | 2 | 12 | 1 | 7 | 6 | 234 |
| | | Ges | 47 | 4 | 52 | 5 | 50 | 2 | 49 | 6 | 28 | 3 | 18 | 2 | 9 | 9 | 284 |
| Kunst-Medien-Ästh.Bild. | BA BiPEB | EF M | 1 | | 2 | | 1 | | 1 | | | | | | | 1 | 6 |
| Kunst-Medien-Ästh.Bild. | BA BiPEB | EF W | 11 | | 15 | | 7 | | 3 | 1 | 6 | | 2 | 1 | 3 | 2 | 51 |
| | | Ges | 12 | | 17 | | 8 | | 4 | 1 | 6 | | 2 | 1 | 3 | 3 | 57 |
| Kunst-Medien-Ästh.Bild. | BA BiPEB | UF M | | | 1 | | 2 | | 1 | | | | | | | 1 | 5 |
| Kunst-Medien-Ästh.Bild. | BA BiPEB | UF W | 15 | | 22 | | 11 | 2 | 4 | 1 | 4 | 1 | 2 | | 2 | 3 | 67 |
| | | Ges | 15 | | 23 | | 13 | 2 | 5 | 1 | 4 | 1 | 2 | | 2 | 4 | 72 |
| Kunst-Medien-Ästh.Bild. | BA FWmP | KF M | 1 | | 1 | | | | 3 | 1 | | | 2 | | | 1 | 9 |
| Kunst-Medien-Ästh.Bild. | BA FWmP | KF W | 8 | | 20 | 1 | 16 | | 27 | 3 | 11 | 1 | 9 | | 3 | 4 | 103 |
| | | Ges | 9 | | 21 | 1 | 16 | | 30 | 4 | 11 | 1 | 11 | | 3 | 5 | 112 |
| Kunst-Medien-Ästh.Bild. | BA FWmP | PF M | | | 4 | | | | 5 | | 2 | | 3 | 1 | 1 | | 16 |
| Kunst-Medien-Ästh.Bild. | BA FWmP | PF W | 23 | 1 | 16 | 3 | 23 | 1 | 13 | 2 | 9 | 1 | 11 | 2 | 6 | 5 | 116 |
| | | Ges | 23 | 1 | 20 | 3 | 23 | 1 | 18 | 2 | 11 | 1 | 14 | 3 | 7 | 5 | 132 |
| Kunst-Medien-Ästh.Bild. | BA LA Gy/Obers. | LF M | 1 | | 4 | | 5 | | 4 | | 4 | 1 | 4 | 1 | 5 | 2 | 31 |
| Kunst-Medien-Ästh.Bild. | BA LA Gy/Obers. | LF W | 23 | | 39 | 1 | 31 | 2 | 18 | | 14 | 3 | 7 | | 7 | 8 | 153 |
| | | Ges | 24 | | 43 | 1 | 36 | 2 | 22 | | 18 | 4 | 11 | 1 | 12 | 10 | 184 |
| Kunst-Medien-Ästh.Bild. | M.Ed.Grund | EF W | | | | | | | | | | | 2 | | 1 | | 3 |
| | | Ges | | | | | | | | | | | 2 | | 1 | | 3 |
| Kunst-Medien-Ästh.Bild. | M.Ed.Grund | UF W | | | | | | | 5 | 1 | 10 | | 5 | 1 | | | 22 |
| | | Ges | | | | | | | 5 | 1 | 10 | | 5 | 1 | | | 22 |
| Kunst-Medien-Ästh.Bild. | M.Ed.Gym/Obers. | LF M | | | | | | 1 | | | 3 | | 3 | | | | 7 |
| Kunst-Medien-Ästh.Bild. | M.Ed.Gym/Obers. | LF W | | | | | | | 3 | 2 | 22 | 1 | 20 | 2 | 6 | 7 | 63 |
| | | Ges | | | | | | 1 | 3 | 2 | 25 | 1 | 23 | 2 | 6 | 7 | 70 |
| Kunst-Medien-Ästh.Bild. | M.Ed.Inkl.Päd/Sonp. | EF W | | | | | | | 5 | 1 | 22 | | 13 | | 1 | 3 | 45 |
| | | Ges | | | | | | | 5 | 1 | 22 | | 13 | | 1 | 3 | 45 |
| Kunst-und Kulturverm. | Master | W | | | | | | | 1 | 1 | 5 | 2 | 3 | 3 | 6 | 12 | 33 |
| | | Ges | | | | | | | 1 | 1 | 5 | 2 | 3 | 3 | 6 | 12 | 33 |
| Medienkultur | Master | M | | | | | 1 | | 1 | 1 | 5 | | 4 | 1 | 1 | 4 | 18 |
| Medienkultur | Master | W | 1 | | 1 | | 1 | | 7 | 3 | 11 | 2 | 21 | 3 | 14 | 15 | 79 |
| | | Ges | 1 | | 1 | | 2 | | 8 | 4 | 16 | 2 | 25 | 4 | 15 | 19 | 97 |
| Musikpädagogik | BA BiPEB | UF M | | | | | | 1 | | | | | | | | | 1 |
| Musikpädagogik | BA BiPEB | UF W | | | | | | 1 | | | 1 | | | | | 1 | 3 |
| | | Ges | | | | | | 2 | | | 1 | | | | | 1 | 4 |
| Musikpädagogik | BA LA Gy/Obers. | LF M | 1 | | 4 | | 4 | 1 | 5 | | 3 | 1 | 2 | | | 2 | 23 |
| Musikpädagogik | BA LA Gy/Obers. | LF W | 7 | | 10 | | 4 | | 1 | | 3 | | 1 | 2 | 1 | 3 | 32 |
| | | Ges | 8 | | 14 | | 8 | 1 | 6 | | 6 | 1 | 3 | 2 | 1 | 5 | 55 |
| Musikwissenschaft | BA FWmP | KF M | 3 | | 2 | | | | | | | | 1 | | | | 6 |
| Musikwissenschaft | BA FWmP | KF W | 8 | | 1 | | 1 | | | | 1 | | | 1 | | 2 | 14 |
| | | Ges | 11 | | 3 | | 1 | | | | 1 | | 1 | 1 | | 2 | 20 |
| Musikwissenschaft | BA FWmP | PF M | 9 | 2 | 2 | 1 | 2 | | 2 | | 1 | | | | 3 | | 22 |
| Musikwissenschaft | BA FWmP | PF W | 5 | | 2 | 2 | 2 | | 2 | | 3 | | 2 | | | 1 | 19 |
| | | Ges | 14 | 2 | 4 | 3 | 4 | | 4 | | 4 | | 2 | | 3 | 1 | 41 |
| Musikpädagogik | M.Ed.Grund | EF W | | | | | | | 1 | | | | | | | | 1 |
| | | Ges | | | | | | | 1 | | | | | | | | 1 |
| Musikpädagogik | M.Ed.Grund | UF W | | | | | | | | | | | 2 | | | 2 | 4 |
| | | Ges | | | | | | | | | | | 2 | | | 2 | 4 |
| Musikpädagogik | M.Ed.Gym/Obers. | LF M | | | | | | | | | 2 | | 7 | | 1 | | 10 |
| Musikpädagogik | M.Ed.Gym/Obers. | LF W | | | | | | | 1 | | 3 | | 2 | | 1 | | 7 |
| | | Ges | | | | | | | 1 | | 5 | | 9 | | 2 | | 17 |
| Musikpädagogik | M.Ed.Inkl.Päd/Sonp. | EF W | | | | | | | | | | | | | | 1 | 1 |
| | | Ges | | | | | | | | | | | | | | 1 | 1 |

Fortsetzung: Studienfälle nach Hochschulsesemestern

| Studiengang | Abschluß | G | 1 | 2 | 3 | 4 | 5 | 6 | 7 | 8 | 9 | 10 | 11 | 12 | 13-14 | >14 | Ges |
|---------------------------|---------------------|------------|-----------|----------|-----------|----------|-----------|----------|-----------|----------|-----------|----------|-----------|----------|-----------|-----------|------------|
| Musikwissenschaften | Master | M | | | 1 | | | | 1 | | 1 | | 3 | | | | 6 |
| Musikwissenschaften | Master | W | | | | | | | 1 | | 1 | | | | | | 2 |
| | | Ges | | | 1 | | | | 1 | 1 | 1 | 1 | 3 | | | | 8 |
| Philosophie | BA FWmP | KF M | 18 | | 11 | 1 | 9 | 2 | 6 | | 6 | 2 | 2 | 3 | 6 | 8 | 74 |
| Philosophie | BA FWmP | KF W | 23 | 3 | 20 | 2 | 13 | 1 | 7 | 2 | 6 | | 4 | 1 | 3 | 4 | 89 |
| | | Ges | 41 | 3 | 31 | 3 | 22 | 3 | 13 | 2 | 12 | 2 | 6 | 4 | 9 | 12 | 163 |
| Philosophie | BA FWmP | PF M | 21 | 1 | 18 | 1 | 12 | 2 | 3 | | 4 | 2 | 8 | | 8 | 9 | 89 |
| Philosophie | BA FWmP | PF W | 19 | | 12 | | 7 | 3 | 8 | 1 | 12 | 3 | 5 | 2 | 4 | 11 | 87 |
| | | Ges | 40 | 1 | 30 | 1 | 19 | 5 | 11 | 1 | 16 | 5 | 13 | 2 | 12 | 20 | 176 |
| Religionsw./Religionspäd. | BA BiPEB | EF W | 4 | | 8 | | 3 | 1 | | | | | | | | 2 | 18 |
| | | Ges | 4 | | 8 | | 3 | 1 | | | | | | | | 2 | 18 |
| Religionsw./Religionspäd. | BA BiPEB | UF M | 2 | | | 1 | | | | | | | | | | | 3 |
| Religionsw./Religionspäd. | BA BiPEB | UF W | | | | | 3 | | 2 | | | | | | | | 5 |
| | | Ges | 2 | | | 1 | 3 | | 2 | | | | | | | | 8 |
| Religionsw./Religionspäd. | BA FWmP | KF M | 6 | | 5 | 1 | 3 | | 2 | | 1 | | | | 3 | 4 | 25 |
| Religionsw./Religionspäd. | BA FWmP | KF W | 12 | | 8 | | 5 | | 8 | 1 | 4 | 1 | 2 | | 1 | 4 | 46 |
| | | Ges | 18 | | 13 | 1 | 8 | | 10 | 1 | 5 | 1 | 2 | | 4 | 8 | 71 |
| Religionsw./Religionspäd. | BA FWmP | PF M | | | 3 | | 2 | 1 | | | 3 | 1 | 2 | | 1 | 1 | 14 |
| Religionsw./Religionspäd. | BA FWmP | PF W | 11 | | 4 | | 7 | | 2 | 1 | 4 | | 3 | 2 | | 4 | 38 |
| | | Ges | 11 | | 7 | | 9 | 1 | 2 | 1 | 7 | 1 | 5 | 2 | 1 | 5 | 52 |
| Religionsw./Religionspäd. | BA LA Gy/Obers. | LF M | 17 | 1 | 12 | | 6 | | 5 | 1 | 5 | | 2 | | 1 | 4 | 54 |
| Religionsw./Religionspäd. | BA LA Gy/Obers. | LF W | 27 | | 23 | 3 | 9 | 1 | 6 | 4 | 3 | | 3 | 2 | 2 | 5 | 88 |
| | | Ges | 44 | 1 | 35 | 3 | 15 | 1 | 11 | 5 | 8 | | 5 | 2 | 3 | 9 | 142 |
| Religionsw./Religionspäd. | M.Ed.Grund | EF W | | | | | | | | | 1 | | | | | | 1 |
| | | Ges | | | | | | | | | 1 | | | | | | 1 |
| Religionsw./Religionspäd. | M.Ed.Grund | UF M | | | | | | | 1 | | | | | | | | 1 |
| Religionsw./Religionspäd. | M.Ed.Grund | UF W | | | | | | | 1 | | | | 1 | | | | 2 |
| | | Ges | | | | | | | 2 | | | | 1 | | | | 3 |
| Religionsw./Religionspäd. | M.Ed.Gym/Obers. | LF M | | | | | | | | | | | 3 | | 2 | 1 | 6 |
| Religionsw./Religionspäd. | M.Ed.Gym/Obers. | LF W | | | | | | | 5 | 1 | 4 | | 7 | | 2 | 1 | 20 |
| | | Ges | | | | | | | 5 | 1 | 4 | | 10 | | 4 | 2 | 26 |
| Religionsw./Religionspäd. | M.Ed.Inkl.Päd/Sonp. | EF W | | | | | | | 3 | | 3 | | 6 | | | 1 | 13 |
| | | Ges | | | | | | | 3 | | 3 | | 6 | | | 1 | 13 |
| Religionswissenschaft(M) | Master | M | | | | | | | | | | | | | | 2 | 2 |
| Religionswissenschaft(M) | Master | W | | | 1 | | | | 1 | | | | 4 | | 3 | 4 | 13 |
| | | Ges | | | 1 | | | | 1 | | | | 4 | | 3 | 6 | 15 |
| Transkulturelle Studien | Master | M | | | 1 | | | | | 1 | 1 | | 1 | | 4 | 3 | 11 |
| Transkulturelle Studien | Master | W | 2 | | 1 | | 1 | 1 | 2 | 1 | 9 | 1 | 9 | 5 | 20 | 24 | 76 |
| | | Ges | 2 | | 2 | | 1 | 1 | 2 | 2 | 10 | 1 | 10 | 5 | 24 | 27 | 87 |

Studienfälle im FB 09: 2979

3. Studienfälle nach Status, Geschlecht und Staatsangehörigkeit im WS 16/17

| Studiengang | Abschluß | G | Deutsche Studierende | | | | | | Ausländische Studierende | | | | | | Ges. | | |
|-----------------------|----------|------------|----------------------|-----------|-----------|----------|------------|----------|--------------------------|-----------|----------|----------|------------|----------|------|-----------|------------|
| | | | Rückmeld. | | Neuein. | | Erst-Beur. | | Rückmeld. | | Neuein. | | Erst-Beur. | | | | |
| | | | Fortg | 1 FS | 1 FS | Fortg | ein. | laubt | Fortg | 1 FS | 1 FS | Fortg | ein. | laubt | | | |
| Kommun.- & Medienwiss | BA FWmP | KF M | 17 | 2 | 2 | 1 | 2 | | 24 | 1 | | | | | | 1 | 25 |
| Kommun.- & Medienwiss | BA FWmP | KF W | 60 | 5 | 10 | 1 | 31 | 3 | 110 | 4 | | | | | | 4 | 114 |
| | | Ges | 77 | 7 | 12 | 2 | 33 | 3 | 134 | 5 | | | | | | 5 | 139 |
| Kommun.- & Medienwiss | BA FWmP | PF M | 69 | 8 | 6 | | 19 | 1 | 103 | 5 | 1 | 1 | | 2 | | 9 | 112 |
| Kommun.- & Medienwiss | BA FWmP | PF W | 222 | 6 | 7 | | 50 | 8 | 293 | 12 | 1 | | | 3 | | 16 | 309 |
| | | Ges | 291 | 14 | 13 | | 69 | 9 | 396 | 17 | 2 | 1 | | 5 | | 25 | 421 |
| Komplexes Entscheiden | Master | M | 41 | | 21 | | | | 63 | 4 | | | | | | 4 | 67 |
| Komplexes Entscheiden | Master | W | 24 | | 12 | | | | 42 | 7 | | | | | | 7 | 49 |
| | | Ges | 65 | | 33 | | | | 105 | 11 | | | | | | 11 | 116 |
| Kulturwissenschaft | BA FWmP | KF M | 40 | 6 | 7 | | 6 | 1 | 60 | 5 | | | | | | 5 | 65 |
| Kulturwissenschaft | BA FWmP | KF W | 143 | 4 | 10 | 1 | 34 | 3 | 195 | 5 | | | | 1 | | 6 | 201 |
| | | Ges | 183 | 10 | 17 | 1 | 40 | 4 | 255 | 10 | | | | 1 | | 11 | 266 |

Fortsetzung: Studienfälle nach Status

| Studiengang | Abschluß | G | Deutsche Studierende | | | | | | | Ausländische Studierende | | | | | Ges. | | |
|-------------------------|---------------------|------------|----------------------|-----------|-----------|----------|-----------|----------|------------|--------------------------|----------|----------|----------|----------|-----------|------------|------|
| | | | Rückmeld. | | Neuein. | | Erst- | Beur- | Ges. | Rückmeld. | | Neuein. | | Erst- | | Beur- | Ges. |
| | | | Fortg | 1 FS | 1 FS | Fortg | | | | ein. | laubt | Fortg | 1 FS | | | | |
| Kulturwissenschaft | BA FWmP | PF M | 33 | 1 | 2 | 1 | 8 | 3 | 48 | 1 | | 1 | | | 2 | 50 | |
| Kulturwissenschaft | BA FWmP | PF W | 173 | 1 | 11 | 3 | 38 | 4 | 230 | 3 | | | 1 | | 4 | 234 | |
| | | Ges | 206 | 2 | 13 | 4 | 46 | 7 | 278 | 4 | | 1 | | 1 | 6 | 284 | |
| Kunst-Medien-Ästh.Bild. | BA BiPEb | EF M | 3 | | 2 | | 1 | | 6 | | | | | | | 6 | |
| Kunst-Medien-Ästh.Bild. | BA BiPEb | EF W | 35 | 3 | 2 | | 11 | | 51 | | | | | | | 51 | |
| | | Ges | 38 | 3 | 4 | | 12 | | 57 | | | | | | | 57 | |
| Kunst-Medien-Ästh.Bild. | BA BiPEb | UF M | 4 | | 1 | | | | 5 | | | | | | | 5 | |
| Kunst-Medien-Ästh.Bild. | BA BiPEb | UF W | 38 | 3 | 4 | | 12 | | 57 | 7 | | | 3 | | 10 | 67 | |
| | | Ges | 42 | 3 | 5 | | 12 | | 62 | 7 | | | 3 | | 10 | 72 | |
| Kunst-Medien-Ästh.Bild. | BA FWmP | KF M | 6 | 2 | | | 1 | | 9 | | | | | | | 9 | |
| Kunst-Medien-Ästh.Bild. | BA FWmP | KF W | 75 | 8 | 5 | | 8 | 2 | 98 | 4 | 1 | | | | 5 | 103 | |
| | | Ges | 81 | 10 | 5 | | 9 | 2 | 107 | 4 | 1 | | | | 5 | 112 | |
| Kunst-Medien-Ästh.Bild. | BA FWmP | PF M | 14 | | 1 | | | | 15 | 1 | | | | | 1 | 16 | |
| Kunst-Medien-Ästh.Bild. | BA FWmP | PF W | 75 | 2 | 9 | 1 | 22 | 2 | 111 | 4 | | | 1 | | 5 | 116 | |
| | | Ges | 89 | 2 | 10 | 1 | 22 | 2 | 126 | 5 | | | 1 | | 6 | 132 | |
| Kunst-Medien-Ästh.Bild. | BA LA Gy/Obers. | LF M | 22 | 3 | | | 1 | 1 | 27 | 4 | | | | | 4 | 31 | |
| Kunst-Medien-Ästh.Bild. | BA LA Gy/Obers. | LF W | 88 | 17 | 8 | 1 | 19 | 2 | 135 | 13 | | 1 | | 4 | 18 | 153 | |
| | | Ges | 110 | 20 | 8 | 1 | 20 | 3 | 162 | 17 | | 1 | | 4 | 22 | 184 | |
| Kunst-Medien-Ästh.Bild. | M.Ed.Grund | EF W | 2 | | | | | | 2 | 1 | | | | | 1 | 3 | |
| | | Ges | 2 | | | | | | 2 | 1 | | | | | 1 | 3 | |
| Kunst-Medien-Ästh.Bild. | M.Ed.Grund | UF W | 10 | 8 | 2 | | | | 20 | 1 | 1 | | | | 2 | 22 | |
| | | Ges | 10 | 8 | 2 | | | | 20 | 1 | 1 | | | | 2 | 22 | |
| Kunst-Medien-Ästh.Bild. | M.Ed.Gym/Obers. | LF M | 2 | 1 | 4 | | | | 7 | | | | | | | 7 | |
| Kunst-Medien-Ästh.Bild. | M.Ed.Gym/Obers. | LF W | 35 | 1 | 25 | | | 2 | 63 | | | | | | | 63 | |
| | | Ges | 37 | 2 | 29 | | | 2 | 70 | | | | | | | 70 | |
| Kunst-Medien-Ästh.Bild. | M.Ed.Inkl.Päd/Sonp. | EF W | 27 | 12 | 3 | | | | 42 | 3 | | | | | 3 | 45 | |
| | | Ges | 27 | 12 | 3 | | | | 42 | 3 | | | | | 3 | 45 | |
| Kunst-und Kulturverm. | Master | W | 12 | 1 | 14 | | | | 5 | 32 | | | | 1 | 1 | 33 | |
| | | Ges | 12 | 1 | 14 | | | | 5 | 32 | | | | 1 | 1 | 33 | |
| Medienkultur | Master | M | 10 | | 3 | | | | 1 | 14 | 4 | | | | 4 | 18 | |
| Medienkultur | Master | W | 50 | | 21 | | | | 2 | 73 | 4 | | | 1 | 1 | 79 | |
| | | Ges | 60 | | 24 | | | | 3 | 87 | 8 | | | 1 | 1 | 97 | |
| Musikpädagogik | BA BiPEb | UF M | | | 1 | | | | 1 | | | | | | | 1 | |
| Musikpädagogik | BA BiPEb | UF W | 3 | | | | | | 3 | | | | | | | 3 | |
| | | Ges | 3 | | 1 | | | | 4 | | | | | | | 4 | |
| Musikpädagogik | BA LA Gy/Obers. | LF M | 19 | | | | 1 | 1 | 21 | 1 | | 1 | | | 2 | 23 | |
| Musikpädagogik | BA LA Gy/Obers. | LF W | 17 | 1 | 4 | | 6 | 2 | 30 | 1 | | | 1 | | 2 | 32 | |
| | | Ges | 36 | 1 | 4 | | 7 | 3 | 51 | 2 | | 1 | | 1 | 4 | 55 | |
| Musikwissenschaft | BA FWmP | KF M | | 2 | 1 | | 3 | | 6 | | | | | | | 6 | |
| Musikwissenschaft | BA FWmP | KF W | | 3 | 3 | | 8 | | 14 | | | | | | | 14 | |
| | | Ges | | 5 | 4 | | 11 | | 20 | | | | | | | 20 | |
| Musikwissenschaft | BA FWmP | PF M | 4 | | 9 | | 9 | | 22 | | | | | | | 22 | |
| Musikwissenschaft | BA FWmP | PF W | 5 | | 5 | | 5 | 2 | 17 | 1 | | 1 | | | 2 | 19 | |
| | | Ges | 9 | | 14 | | 14 | 2 | 39 | 1 | | 1 | | | 2 | 41 | |
| Musikpädagogik | M.Ed.Grund | EF W | | 1 | | | | | 1 | | | | | | | 1 | |
| | | Ges | | 1 | | | | | 1 | | | | | | | 1 | |
| Musikpädagogik | M.Ed.Grund | UF W | 4 | | | | | | 4 | | | | | | | 4 | |
| | | Ges | 4 | | | | | | 4 | | | | | | | 4 | |
| Musikpädagogik | M.Ed.Gym/Obers. | LF M | 6 | | 4 | | | | 10 | | | | | | | 10 | |
| Musikpädagogik | M.Ed.Gym/Obers. | LF W | 3 | | 4 | | | | 7 | | | | | | | 7 | |
| | | Ges | 9 | | 8 | | | | 17 | | | | | | | 17 | |
| Musikpädagogik | M.Ed.Inkl.Päd/Sonp. | EF W | | 1 | | | | | 1 | | | | | | | 1 | |
| | | Ges | | 1 | | | | | 1 | | | | | | | 1 | |
| Musikwissenschaften | Master | M | 1 | 1 | 3 | | | | 5 | 1 | | | | | 1 | 6 | |
| Musikwissenschaften | Master | W | | | 2 | | | | 2 | | | | | | | 2 | |
| | | Ges | 1 | 1 | 5 | | | | 7 | 1 | | | | | 1 | 8 | |

Fortsetzung: Studienfälle nach Status

| Studiengang | Abschluß | G | Deutsche Studierende | | | | | | | Ausländische Studierende | | | | | Ges. | | |
|---|----------|------------|----------------------|----------|-----------|----------|-----------|----------|------------|--------------------------|-------|----------|----------|----------|----------|------------|------------|
| | | | Rückmeld. | | Neuein. | | Erst- | Beur- | Ges. | Rückmeld. | | Neuein. | | Erst- | | Beur- | Ges. |
| | | | Fortg | 1 FS | 1 FS | Fortg | | | | ein. | laubt | Fortg | 1 FS | | | | |
| Philosophie | BA FWmP | KF M | 44 | 2 | 4 | 1 | 18 | 4 | 73 | 1 | | | | | | 1 | 74 |
| Philosophie | BA FWmP | KF W | 47 | 4 | 8 | | 20 | 3 | 82 | 4 | | | | 3 | | 7 | 89 |
| | | Ges | 91 | 6 | 12 | 1 | 38 | 7 | 155 | 5 | | | 3 | | 8 | 163 | |
| Philosophie | BA FWmP | PF M | 52 | 4 | 7 | 1 | 21 | 2 | 87 | 2 | | | | | | 2 | 89 |
| Philosophie | BA FWmP | PF W | 45 | 3 | 12 | 1 | 19 | 3 | 83 | 4 | | | | | | 4 | 87 |
| | | Ges | 97 | 7 | 19 | 2 | 40 | 5 | 170 | 6 | | | | | | 6 | 176 |
| Religionsw./Religionspäd. BA BiPEb | | EF W | 10 | | 2 | | 4 | | 16 | 2 | | | | | | 2 | 18 |
| | | Ges | 10 | | 2 | | 4 | | 16 | 2 | | | | | | 2 | 18 |
| Religionsw./Religionspäd. BA BiPEb | | UF M | | | 1 | | 2 | | 3 | | | | | | | | 3 |
| Religionsw./Religionspäd. BA BiPEb | | UF W | 5 | | | | | | 5 | | | | | | | | 5 |
| | | Ges | 5 | | 1 | | 2 | | 8 | | | | | | | | 8 |
| Religionsw./Religionspäd. BA FWmP | | KF M | 13 | 4 | | | 6 | 1 | 24 | 1 | | | | | | 1 | 25 |
| Religionsw./Religionspäd. BA FWmP | | KF W | 26 | 1 | 5 | | 11 | 1 | 44 | | | | 1 | 1 | | 2 | 46 |
| | | Ges | 39 | 5 | 5 | | 17 | 2 | 68 | 1 | | | 1 | 1 | | 3 | 71 |
| Religionsw./Religionspäd. BA FWmP | | PF M | 11 | 2 | | | | 1 | 14 | | | | | | | | 14 |
| Religionsw./Religionspäd. BA FWmP | | PF W | 17 | | 5 | | 10 | 3 | 35 | 2 | | | 1 | | | 3 | 38 |
| | | Ges | 28 | 2 | 5 | | 10 | 4 | 49 | 2 | | | 1 | | | 3 | 52 |
| Religionsw./Religionspäd. BA LA Gy/Obers. | | LF M | 29 | 2 | 3 | | 15 | | 49 | 3 | | | 2 | | | 5 | 54 |
| Religionsw./Religionspäd. BA LA Gy/Obers. | | LF W | 38 | 3 | 9 | | 25 | 2 | 77 | 8 | | 1 | 2 | | | 11 | 88 |
| | | Ges | 67 | 5 | 12 | | 40 | 2 | 126 | 11 | | 1 | 4 | | | 16 | 142 |
| Religionsw./Religionspäd. M.Ed. Grund | | EF W | 1 | | | | | | 1 | | | | | | | | 1 |
| | | Ges | 1 | | | | | | 1 | | | | | | | | 1 |
| Religionsw./Religionspäd. M.Ed. Grund | | UF M | | 1 | | | | | 1 | | | | | | | | 1 |
| Religionsw./Religionspäd. M.Ed. Grund | | UF W | 1 | 1 | | | | | 2 | | | | | | | | 2 |
| | | Ges | 1 | 2 | | | | | 3 | | | | | | | | 3 |
| Religionsw./Religionspäd. M.Ed. Gym/Obers. | | LF M | 6 | | | | | | 6 | | | | | | | | 6 |
| Religionsw./Religionspäd. M.Ed. Gym/Obers. | | LF W | 7 | | 12 | | | | 19 | 1 | | | | | | 1 | 20 |
| | | Ges | 13 | | 12 | | | | 25 | 1 | | | | | | 1 | 26 |
| Religionsw./Religionspäd. M.Ed. Inkl. Päd/Sonp. | | EF W | 8 | 2 | 2 | | | | 12 | 1 | | | | | | 1 | 13 |
| | | Ges | 8 | 2 | 2 | | | | 12 | 1 | | | | | | 1 | 13 |
| Religionswissenschaft(M) Master | | M | 1 | | | | | 1 | 2 | | | | | | | | 2 |
| Religionswissenschaft(M) Master | | W | 7 | 1 | 3 | | | | 11 | 1 | | 1 | | | | 2 | 13 |
| | | Ges | 8 | 1 | 3 | | | 1 | 13 | 1 | | 1 | | | | 2 | 15 |
| Transkulturelle Studien Master | | M | 6 | | 5 | | | | 11 | | | | | | | | 11 |
| Transkulturelle Studien Master | | W | 55 | | 11 | | | 3 | 69 | 2 | | 2 | | 2 | 1 | 7 | 76 |
| | | Ges | 61 | | 16 | | | 3 | 80 | 2 | | 2 | | 2 | 1 | 7 | 87 |

Studienfälle im FB 09: 2979

4. Studienfälle nach Alter im WS 16/17

| Studiengang | Abschluß | G | Gesamt | | 1. FS | | 1. HS | |
|--------------------------------|----------|------------|------------|--------------|------------|--------------|-----------|--------------|
| | | | Anzahl | Ø Alter | Anzahl | Ø Alter | Anzahl | Ø Alter |
| Kommun.- & Medienwiss. BA FWmP | | KF M | 25 | 24,45 | 6 | 21,96 | 2 | 21,84 |
| Kommun.- & Medienwiss. BA FWmP | | KF W | 114 | 22,94 | 46 | 20,76 | 31 | 20,16 |
| | | Ges | 139 | 23,21 | 52 | 20,90 | 33 | 20,26 |
| Kommun.- & Medienwiss. BA FWmP | | PF M | 112 | 24,26 | 37 | 22,48 | 21 | 21,27 |
| Kommun.- & Medienwiss. BA FWmP | | PF W | 309 | 23,11 | 67 | 21,59 | 53 | 21,50 |
| | | Ges | 421 | 23,41 | 104 | 21,91 | 74 | 21,44 |
| Komplexes Entscheiden Master | | M | 67 | 27,96 | 21 | 25,88 | | |
| Komplexes Entscheiden Master | | W | 49 | 26,95 | 12 | 24,47 | | |
| | | Ges | 116 | 27,54 | 33 | 25,37 | | |
| Kulturwissenschaft BA FWmP | | KF M | 65 | 24,80 | 19 | 23,98 | 6 | 21,07 |
| Kulturwissenschaft BA FWmP | | KF W | 201 | 23,26 | 49 | 21,55 | 35 | 21,13 |
| | | Ges | 266 | 23,64 | 68 | 22,23 | 41 | 21,12 |
| Kulturwissenschaft BA FWmP | | PF M | 50 | 25,80 | 12 | 22,60 | 8 | 20,32 |
| Kulturwissenschaft BA FWmP | | PF W | 234 | 24,28 | 51 | 21,56 | 39 | 21,13 |
| | | Ges | 284 | 24,55 | 63 | 21,76 | 47 | 20,99 |

Fortsetzung: Studienfälle nach Alter

| Studiengang | Abschluß | G | Gesamt | | 1. FS | | 1. HS | |
|-------------------------|---------------------|------------|------------|--------------|-----------|--------------|-----------|--------------|
| | | | Anzahl | Ø Alter | Anzahl | Ø Alter | Anzahl | Ø Alter |
| Kunst-Medien-Ästh.Bild. | BA BiPEB | EF M | 6 | 24,44 | 3 | 25,70 | 1 | 22,18 |
| Kunst-Medien-Ästh.Bild. | BA BiPEB | EF W | 51 | 23,95 | 16 | 23,24 | 11 | 21,40 |
| | | Ges | 57 | 24,00 | 19 | 23,63 | 12 | 21,46 |
| Kunst-Medien-Ästh.Bild. | BA BiPEB | UF M | 5 | 26,29 | 1 | 33,04 | | |
| Kunst-Medien-Ästh.Bild. | BA BiPEB | UF W | 67 | 22,66 | 22 | 21,72 | 15 | 20,06 |
| | | Ges | 72 | 22,92 | 23 | 22,21 | 15 | 20,06 |
| Kunst-Medien-Ästh.Bild. | BA FWmP | KF M | 9 | 26,28 | 3 | 21,95 | 1 | 19,63 |
| Kunst-Medien-Ästh.Bild. | BA FWmP | KF W | 103 | 25,54 | 22 | 23,36 | 8 | 21,03 |
| | | Ges | 112 | 25,60 | 25 | 23,19 | 9 | 20,87 |
| Kunst-Medien-Ästh.Bild. | BA FWmP | PF M | 16 | 25,80 | 1 | 21,45 | | |
| Kunst-Medien-Ästh.Bild. | BA FWmP | PF W | 116 | 24,12 | 34 | 22,39 | 23 | 21,76 |
| | | Ges | 132 | 24,32 | 35 | 22,36 | 23 | 21,76 |
| Kunst-Medien-Ästh.Bild. | BA LA Gy/Obers. | LF M | 31 | 25,26 | 4 | 21,59 | 1 | 20,32 |
| Kunst-Medien-Ästh.Bild. | BA LA Gy/Obers. | LF W | 153 | 24,06 | 49 | 22,68 | 23 | 20,64 |
| | | Ges | 184 | 24,26 | 53 | 22,60 | 24 | 20,62 |
| Kunst-Medien-Ästh.Bild. | M.Ed.Grund | EF W | 3 | 26,32 | | | | |
| | | Ges | 3 | 26,32 | | | | |
| Kunst-Medien-Ästh.Bild. | M.Ed.Grund | UF W | 22 | 26,30 | 11 | 26,12 | | |
| | | Ges | 22 | 26,30 | 11 | 26,12 | | |
| Kunst-Medien-Ästh.Bild. | M.Ed.Gym/Obers. | LF M | 7 | 25,19 | 5 | 24,87 | | |
| Kunst-Medien-Ästh.Bild. | M.Ed.Gym/Obers. | LF W | 63 | 26,62 | 26 | 26,33 | | |
| | | Ges | 70 | 26,48 | 31 | 26,09 | | |
| Kunst-Medien-Ästh.Bild. | M.Ed.Inkl.Päd/Sonp. | EF W | 45 | 26,53 | 15 | 26,05 | | |
| | | Ges | 45 | 26,53 | 15 | 26,05 | | |
| Kunst-und Kulturverm. | Master | W | 33 | 27,21 | 15 | 26,76 | | |
| | | Ges | 33 | 27,21 | 15 | 26,76 | | |
| Medienkultur | Master | M | 18 | 27,64 | 3 | 24,26 | | |
| Medienkultur | Master | W | 79 | 26,19 | 22 | 24,79 | 1 | 23,50 |
| | | Ges | 97 | 26,46 | 25 | 24,73 | 1 | 23,50 |
| Musikpädagogik | BA BiPEB | UF M | 1 | 22,58 | 1 | 22,58 | | |
| Musikpädagogik | BA BiPEB | UF W | 3 | 30,38 | | | | |
| | | Ges | 4 | 28,43 | 1 | 22,58 | | |
| Musikpädagogik | BA LA Gy/Obers. | LF M | 23 | 24,30 | 2 | 28,98 | 1 | 22,35 |
| Musikpädagogik | BA LA Gy/Obers. | LF W | 32 | 23,30 | 12 | 21,75 | 7 | 19,24 |
| | | Ges | 55 | 23,72 | 14 | 22,79 | 8 | 19,63 |
| Musikwissenschaft | BA FWmP | KF M | 6 | 23,01 | 6 | 23,01 | 3 | 20,33 |
| Musikwissenschaft | BA FWmP | KF W | 14 | 28,21 | 14 | 28,21 | 8 | 23,52 |
| | | Ges | 20 | 26,65 | 20 | 26,65 | 11 | 22,65 |
| Musikwissenschaft | BA FWmP | PF M | 22 | 23,91 | 18 | 23,50 | 9 | 22,40 |
| Musikwissenschaft | BA FWmP | PF W | 19 | 22,65 | 11 | 21,14 | 5 | 19,29 |
| | | Ges | 41 | 23,32 | 29 | 22,60 | 14 | 21,29 |
| Musikpädagogik | M.Ed.Grund | EF W | 1 | 23,16 | 1 | 23,16 | | |
| | | Ges | 1 | 23,16 | 1 | 23,16 | | |
| Musikpädagogik | M.Ed.Grund | UF W | 4 | 31,00 | | | | |
| | | Ges | 4 | 31,00 | | | | |
| Musikpädagogik | M.Ed.Gym/Obers. | LF M | 10 | 25,97 | 4 | 25,28 | | |
| Musikpädagogik | M.Ed.Gym/Obers. | LF W | 7 | 25,61 | 4 | 25,71 | | |
| | | Ges | 17 | 25,82 | 8 | 25,49 | | |
| Musikpädagogik | M.Ed.Inkl.Päd/Sonp. | EF W | 1 | 33,30 | 1 | 33,30 | | |
| | | Ges | 1 | 33,30 | 1 | 33,30 | | |
| Musikwissenschaften | Master | M | 6 | 25,78 | 4 | 25,47 | | |
| Musikwissenschaften | Master | W | 2 | 26,34 | 2 | 26,34 | | |
| | | Ges | 8 | 25,92 | 6 | 25,76 | | |
| Philosophie | BA FWmP | KF M | 74 | 25,40 | 24 | 20,68 | 18 | 19,85 |
| Philosophie | BA FWmP | KF W | 89 | 23,57 | 35 | 22,14 | 23 | 21,16 |
| | | Ges | 163 | 24,40 | 59 | 21,55 | 41 | 20,59 |

Fortsetzung: Studienfälle nach Alter

| Studiengang | Abschluß | G | Gesamt | | 1. FS | | 1. HS | |
|---------------------------|---------------------|------------|------------|--------------|-----------|--------------|-----------|--------------|
| | | | Anzahl | Ø Alter | Anzahl | Ø Alter | Anzahl | Ø Alter |
| Philosophie | BA FWmP | PF M | 89 | 24,44 | 32 | 21,90 | 21 | 20,79 |
| Philosophie | BA FWmP | PF W | 87 | 26,06 | 34 | 22,67 | 19 | 20,53 |
| | | Ges | 176 | 25,24 | 66 | 22,30 | 40 | 20,67 |
| Religionsw./Religionspäd. | BA BiPEB | EF W | 18 | 24,26 | 6 | 25,12 | 4 | 22,97 |
| | | Ges | 18 | 24,26 | 6 | 25,12 | 4 | 22,97 |
| Religionsw./Religionspäd. | BA BiPEB | UF M | 3 | 20,99 | 3 | 20,99 | 2 | 20,18 |
| Religionsw./Religionspäd. | BA BiPEB | UF W | 5 | 23,03 | | | | |
| | | Ges | 8 | 22,27 | 3 | 20,99 | 2 | 20,18 |
| Religionsw./Religionspäd. | BA FWmP | KF M | 25 | 24,64 | 10 | 21,51 | 6 | 19,59 |
| Religionsw./Religionspäd. | BA FWmP | KF W | 46 | 24,55 | 18 | 21,17 | 12 | 20,03 |
| | | Ges | 71 | 24,58 | 28 | 21,29 | 18 | 19,88 |
| Religionsw./Religionspäd. | BA FWmP | PF M | 14 | 27,88 | 2 | 20,97 | | |
| Religionsw./Religionspäd. | BA FWmP | PF W | 38 | 25,81 | 16 | 22,90 | 11 | 22,15 |
| | | Ges | 52 | 26,37 | 18 | 22,68 | 11 | 22,15 |
| Religionsw./Religionspäd. | BA LA Gy/Obers. | LF M | 54 | 23,01 | 22 | 20,99 | 17 | 20,88 |
| Religionsw./Religionspäd. | BA LA Gy/Obers. | LF W | 88 | 23,42 | 40 | 22,21 | 27 | 20,34 |
| | | Ges | 142 | 23,26 | 62 | 21,77 | 44 | 20,55 |
| Religionsw./Religionspäd. | M.Ed.Grund | EF W | 1 | 23,48 | | | | |
| | | Ges | 1 | 23,48 | | | | |
| Religionsw./Religionspäd. | M.Ed.Grund | UF M | 1 | 25,44 | 1 | 25,44 | | |
| Religionsw./Religionspäd. | M.Ed.Grund | UF W | 2 | 23,14 | 1 | 21,95 | | |
| | | Ges | 3 | 23,91 | 2 | 23,70 | | |
| Religionsw./Religionspäd. | M.Ed.Gym/Obers. | LF M | 6 | 27,76 | | | | |
| Religionsw./Religionspäd. | M.Ed.Gym/Obers. | LF W | 20 | 25,08 | 12 | 24,78 | | |
| | | Ges | 26 | 25,70 | 12 | 24,78 | | |
| Religionsw./Religionspäd. | M.Ed.Inkl.Päd/Sonp. | EF W | 13 | 27,63 | 4 | 27,06 | | |
| | | Ges | 13 | 27,63 | 4 | 27,06 | | |
| Religionswissenschaft(M) | Master | M | 2 | 34,29 | | | | |
| Religionswissenschaft(M) | Master | W | 13 | 26,48 | 5 | 26,14 | | |
| | | Ges | 15 | 27,52 | 5 | 26,14 | | |
| Transkulturelle Studien | Master | M | 11 | 27,60 | 5 | 26,07 | | |
| Transkulturelle Studien | Master | W | 76 | 28,13 | 15 | 25,25 | 2 | 24,70 |
| | | Ges | 87 | 28,06 | 20 | 25,46 | 2 | 24,70 |

5. Studienfallentwicklung vom WS 08/09 – WS 16/17

a) Studienfälle insgesamt

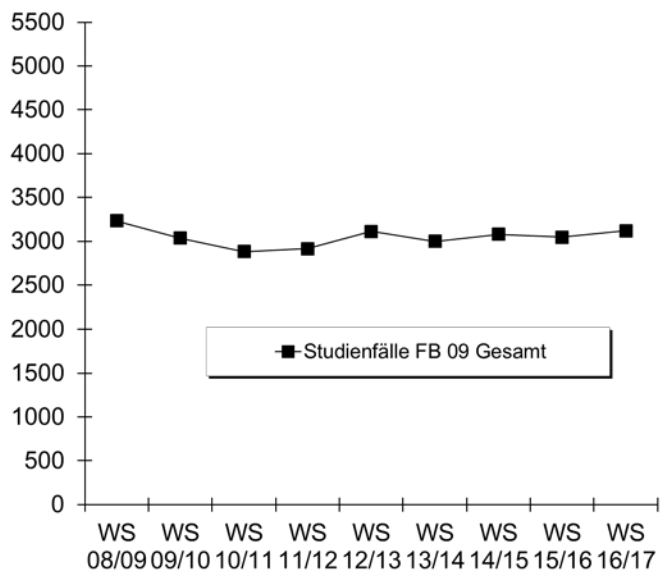
| | | WS 08/09 | WS 09/10 | WS 10/11 | WS 11/12 | WS 12/13 | WS 13/14 | WS 14/15 | WS 15/16 | WS 16/17 |
|----------------------------------|------------|-------------|-------------|-------------|-------------|-------------|-------------|-------------|-------------|-------------|
| Studienfälle FB 09 Gesamt | Ges | 3233 | 3036 | 2883 | 2915 | 3112 | 2997 | 3078 | 3046 | 3119 |
| | M | 1079 | 977 | 902 | 901 | 964 | 871 | 820 | 760 | 810 |
| | W | 2111 | 2032 | 1981 | 2014 | 2148 | 2126 | 2258 | 2286 | 2309 |
| Komm. und Medienwiss. | | | | | 124 | 292 | 394 | 484 | 545 | 560 |
| Bachelor | Ges | | | | 124 | 292 | 394 | 484 | 545 | 560 |
| | M | | | | 30 | 83 | 110 | 125 | 123 | 137 |
| | W | | | | 94 | 209 | 284 | 359 | 422 | 423 |
| Komplexes Entscheiden | | | | 35 | 114 | 116 | 128 | 124 | 117 | 116 |
| Master | Ges | | | 35 | 114 | 116 | 128 | 124 | 117 | 116 |
| | M | | | 22 | 61 | 61 | 67 | 66 | 66 | 67 |
| | W | | | 13 | 53 | 55 | 61 | 58 | 51 | 49 |

Fortsetzung: Studienfälle insgesamt

| | | WS 08/09 | WS 09/10 | WS 10/11 | WS 11/12 | WS 12/13 | WS 13/14 | WS 14/15 | WS 15/16 | WS 16/17 |
|--------------------------------|-----|-------------|-------------|-------------|-------------|-------------|-------------|-------------|-------------|-------------|
| Kunst und Kulturverm. | | 43 | 27 | 50 | 38 | 52 | 33 | 40 | 24 | 33 |
| Master | Ges | 43 | 27 | 50 | 38 | 52 | 33 | 40 | 24 | 33 |
| | M | 2 | 1 | 4 | 4 | 5 | 5 | 3 | | |
| | W | 41 | 26 | 46 | 34 | 47 | 28 | 37 | 24 | 33 |
| Kulturwissenschaft | | 961 | 885 | 795 | 714 | 588 | 561 | 575 | 565 | 575 |
| Bachelor | Ges | 479 | 522 | 571 | 555 | 560 | 535 | 544 | 539 | 550 |
| | M | 112 | 119 | 128 | 130 | 140 | 134 | 129 | 106 | 115 |
| | W | 367 | 403 | 443 | 425 | 420 | 401 | 415 | 433 | 435 |
| Promotion | Ges | 26 | 27 | 32 | 26 | 28 | 26 | 31 | 26 | 25 |
| | M | 6 | 6 | 10 | 7 | 9 | 8 | 8 | 8 | 8 |
| | W | 20 | 21 | 22 | 19 | 19 | 18 | 23 | 18 | 17 |
| Kunst/Kunswissenschaft | | 618 | 655 | 632 | 676 | 712 | 757 | 778 | 748 | 739 |
| Bachelor | Ges | 362 | 405 | 434 | 490 | 558 | 580 | 609 | 571 | 558 |
| | M | 49 | 60 | 70 | 76 | 76 | 75 | 70 | 73 | 67 |
| | W | 313 | 345 | 364 | 414 | 482 | 505 | 539 | 498 | 491 |
| Master | Ges | | 55 | 91 | 105 | 143 | 165 | 159 | 169 | 173 |
| | M | | 2 | 5 | 8 | 15 | 14 | 13 | 9 | 11 |
| | W | | 53 | 86 | 97 | 128 | 151 | 146 | 160 | 162 |
| Promotion | Ges | 5 | 8 | 4 | 10 | 11 | 12 | 10 | 8 | 8 |
| | M | 2 | 3 | 2 | 2 | 3 | 2 | 2 | 2 | 2 |
| | W | 3 | 5 | 2 | 8 | 8 | 10 | 8 | 6 | 6 |
| Musik/Musikwissenschaft | | 202 | 197 | 166 | 171 | 150 | 142 | 128 | 119 | 170 |
| Bachelor | Ges | 81 | 95 | 97 | 107 | 105 | 98 | 79 | 73 | 120 |
| | M | 45 | 49 | 47 | 51 | 48 | 46 | 43 | 34 | 52 |
| | W | 36 | 46 | 50 | 56 | 57 | 52 | 36 | 39 | 68 |
| Master | Ges | | 12 | 19 | 30 | 39 | 39 | 44 | 42 | 47 |
| | M | | 4 | 8 | 12 | 17 | 16 | 15 | 15 | 21 |
| | W | | 8 | 11 | 18 | 22 | 23 | 29 | 27 | 26 |
| Promotion | Ges | 10 | 13 | 12 | 8 | 6 | 5 | 5 | 4 | 3 |
| | M | 5 | 5 | 5 | 4 | 3 | 2 | 2 | 2 | 2 |
| | W | 5 | 8 | 7 | 4 | 3 | 3 | 3 | 2 | 1 |
| Medienkultur | | 42 | 63 | 73 | 82 | 80 | 88 | 98 | 103 | 97 |
| Master | Ges | 42 | 63 | 73 | 82 | 80 | 88 | 98 | 103 | 97 |
| | M | 8 | 12 | 15 | 16 | 14 | 13 | 12 | 20 | 18 |
| | W | 34 | 51 | 58 | 66 | 66 | 75 | 86 | 83 | 79 |
| Philosophie | | 421 | 418 | 416 | 353 | 443 | 341 | 341 | 334 | 346 |
| Bachelor | Ges | 212 | 258 | 300 | 264 | 436 | 336 | 335 | 327 | 339 |
| | M | 95 | 123 | 148 | 137 | 215 | 172 | 154 | 148 | 163 |
| | W | 117 | 135 | 152 | 127 | 221 | 164 | 181 | 179 | 176 |
| Promotion | Ges | 8 | 7 | 9 | 7 | 7 | 5 | 6 | 7 | 7 |
| | M | 3 | 4 | 6 | 4 | 4 | 4 | 4 | 5 | 4 |
| | W | 5 | 3 | 3 | 3 | 3 | 1 | 2 | 2 | 3 |

Fortsetzung: Studienfälle insgesamt

| | | WS 08/09 | WS 09/10 | WS 10/11 | WS 11/12 | WS 12/13 | WS 13/14 | WS 14/15 | WS 15/16 | WS 16/17 |
|----------------------------------|-----|------------|------------|------------|------------|------------|------------|------------|------------|------------|
| Sport | | 579 | 399 | 279 | 219 | 250 | 154 | 100 | 54 | 31 |
| Bachelor | Ges | 223 | 149 | 133 | 137 | 237 | 148 | 97 | 53 | 30 |
| | M | 111 | 87 | 71 | 75 | 142 | 94 | 66 | 38 | 22 |
| | W | 112 | 62 | 62 | 62 | 95 | 54 | 31 | 15 | 8 |
| Master | Ges | | 63 | 52 | 30 | 13 | 6 | 3 | 1 | 1 |
| | M | | 25 | 16 | 12 | 5 | 1 | | | |
| | W | | 38 | 36 | 18 | 8 | 5 | 3 | 1 | 1 |
| Religion/Bibl. Geschichte | | 353 | 369 | 391 | 365 | 360 | 321 | 333 | 351 | 365 |
| Bachelor | Ges | 169 | 220 | 283 | 275 | 323 | 259 | 265 | 279 | 292 |
| | M | 59 | 70 | 85 | 87 | 102 | 85 | 84 | 84 | 97 |
| | W | 110 | 150 | 198 | 188 | 221 | 174 | 181 | 195 | 195 |
| Master | Ges | | 19 | 26 | 34 | 32 | 58 | 65 | 68 | 70 |
| | M | | 1 | 4 | 5 | 6 | 8 | 10 | 13 | 12 |
| | W | | 18 | 22 | 29 | 26 | 50 | 55 | 55 | 58 |
| Promotion | Ges | 2 | 1 | | 3 | 5 | 4 | 3 | 4 | 3 |
| | M | 1 | | | 1 | 3 | 1 | 1 | 1 | 1 |
| | W | 1 | 1 | | 2 | 2 | 3 | 2 | 3 | 2 |
| Transkulturelle Studien | | 14 | 23 | 46 | 59 | 69 | 78 | 77 | 86 | 87 |
| Master | Ges | 14 | 23 | 46 | 59 | 69 | 78 | 77 | 86 | 87 |
| | M | 3 | 7 | 11 | 9 | 13 | 14 | 13 | 13 | 11 |
| | W | 11 | 16 | 35 | 50 | 56 | 64 | 64 | 73 | 76 |



b) Studienfälle im 1. Fachsemester

| Studiengang | Abschluss | | WS 08/09 | WS 09/10 | WS 10/11 | WS 11/12 | WS 12/13 | WS 13/14 | WS 14/15 | WS 15/16 | WS 16/17 |
|-------------------------|----------------------|------------|-------------|-------------|-------------|-------------|-------------|-------------|-------------|-------------|-------------|
| Komplexes Entscheiden | Master | M | | | 22 | 41 | 14 | 13 | 15 | 15 | 21 |
| | | W | | | 13 | 42 | 16 | 17 | 10 | 12 | 12 |
| | | Ges | | | 35 | 83 | 30 | 30 | 25 | 27 | 33 |
| Kommun:- u. Medienwiss. | BA FWmP KF | M | | | 3 | 15 | 7 | 6 | 8 | 6 | |
| | | W | | | 32 | 36 | 34 | 33 | 39 | 46 | |
| | | Ges | | | 35 | 51 | 41 | 39 | 47 | 52 | |
| Kommun:- u. Medienwiss. | BA FWmP PF | M | | | 27 | 40 | 24 | 23 | 18 | 37 | |
| | | W | | | 62 | 89 | 54 | 74 | 79 | 67 | |
| | | Ges | | | 89 | 129 | 78 | 97 | 97 | 104 | |
| Kulturwissenschaft | BA FWmP KF | M | | | 15 | 17 | 17 | 15 | 7 | 19 | |
| | | W | | | 48 | 50 | 42 | 56 | 61 | 49 | |
| | | Ges | | | 63 | 67 | 59 | 71 | 68 | 68 | |
| Kulturwissenschaft | BA FWmP PF | M | | | 12 | 14 | 11 | 11 | 13 | 12 | |
| | | W | | | 57 | 53 | 53 | 69 | 71 | 51 | |
| | | Ges | | | 69 | 67 | 64 | 80 | 84 | 63 | |
| Kunst-Medien-Ästh. | BA BiPEb EF | M | | | 2 | 2 | 1 | | 2 | 3 | |
| | | W | | | 14 | 36 | 14 | 25 | 21 | 16 | |
| | | Ges | | | 16 | 38 | 15 | 25 | 23 | 19 | |
| Kunst-Medien-Ästh. | BA BiPEb UF | M | | | 1 | 1 | 1 | 2 | 2 | 1 | |
| | | W | | | 13 | 22 | 10 | 17 | 23 | 22 | |
| | | Ges | | | 14 | 23 | 11 | 19 | 25 | 23 | |
| Kunst-Medien-Ästh. | BA FWmP KF | M | | | 2 | 4 | 3 | 1 | 4 | 3 | |
| | | W | | | 20 | 17 | 33 | 30 | 19 | 22 | |
| | | Ges | | | 22 | 21 | 36 | 31 | 23 | 25 | |
| Kunst-Medien-Ästh. | BA FWmP PF | M | | | 7 | 7 | 5 | 6 | 4 | 1 | |
| | | W | | | 36 | 55 | 45 | 36 | 30 | 34 | |
| | | Ges | | | 43 | 62 | 50 | 42 | 34 | 35 | |
| Kunst-Medien-Ästh. | BA LA Gym/OS LF | M | | | 9 | 10 | 9 | 8 | 7 | 4 | |
| | | W | | | 39 | 46 | 34 | 35 | 35 | 49 | |
| | | Ges | | | 48 | 56 | 43 | 43 | 42 | 53 | |
| Kunst-Medien-Ästh. | M.Ed.Grund EF | M | | | | | | | | | |
| | | W | | | | | | 1 | 1 | | |
| | | Ges | | | | | | 1 | 1 | | |
| Kunst-Medien-Ästh. | M.Ed.Grund UF | M | | | | | | | | | |
| | | W | | | | | | 8 | 7 | 11 | |
| | | Ges | | | | | | 8 | 7 | 11 | |
| Kunst-Medien-Ästh. | M.Ed.Inkl.P/SP EF | M | | | | | | | | | |
| | | W | | | | | | 5 | 25 | 15 | |
| | | Ges | | | | | | 5 | 25 | 15 | |
| Kunst-Medien-Ästh. | M.Ed.Gym/OS LF | M | | | | | | | 1 | 2 | 5 |
| | | W | | | | | | 14 | 27 | 26 | |
| | | Ges | | | | | | 15 | 29 | 31 | |
| Kunstpäd./-wissenschaft | M.Ed.Grund (alt) | M | | | 1 | 2 | | 1 | | | |
| | | W | | 15 | 13 | 7 | 15 | 16 | 4 | 4 | |
| | | Ges | | 15 | 13 | 8 | 17 | 16 | 5 | 4 | |
| Kunstpäd./-wissenschaft | M.Ed.Gym. 1.F. (alt) | M | | | 1 | 1 | 4 | | | | |
| | | W | | 8 | 11 | 14 | 12 | 4 | 2 | | |
| | | Ges | | 8 | 12 | 15 | 21 | 16 | 4 | 2 | |
| Kunstpäd./-wissenschaft | M.Ed.Gym. 2.F. (alt) | M | | | 1 | 3 | 2 | 2 | | | |
| | | W | | 10 | 12 | 11 | 14 | 4 | 1 | | |
| | | Ges | | 11 | 13 | 12 | 17 | 15 | 6 | 1 | |
| Kunstpäd./-wissenschaft | M.Ed.Sek (alt) | M | | | | 1 | | | | | |
| | | W | | 5 | 7 | 4 | 4 | | 1 | | |
| | | Ges | | 5 | 7 | 4 | 5 | 4 | | 1 | |

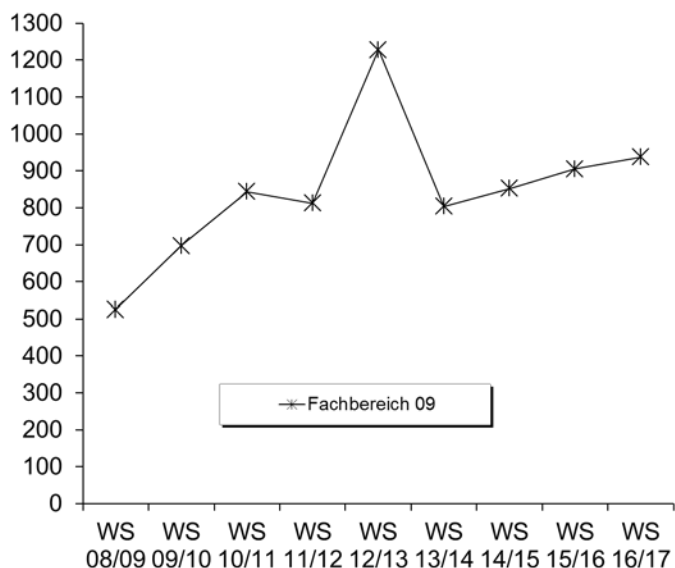
Fortsetzung: Studienfälle im 1. Fachsemester

| Studiengang | Abschluss | | WS 08/09 | WS 09/10 | WS 10/11 | WS 11/12 | WS 12/13 | WS 13/14 | WS 14/15 | WS 15/16 | WS 16/17 |
|-----------------------|----------------------|------------|-------------|-------------|-------------|-------------|-------------|-------------|-------------|-------------|-------------|
| Kunst und Kulturverm. | Master | M | 1 | | 3 | | 2 | | | | |
| | | W | 18 | | 26 | | 17 | | 17 | | 15 |
| | | Ges | 19 | | 29 | | 19 | | 17 | | 15 |
| Medienkultur | Master | M | 1 | 5 | 6 | 2 | 3 | 5 | 2 | 10 | 3 |
| | | W | 10 | 20 | 20 | 23 | 21 | 22 | 28 | 17 | 22 |
| | | Ges | 11 | 25 | 26 | 25 | 24 | 27 | 30 | 27 | 25 |
| Musikpädagogik | BA BiPEb UF | M | | | | | | | | | 1 |
| | | W | | | | 3 | 4 | 1 | | 1 | |
| | | Ges | | | | 3 | 4 | 1 | | 1 | 1 |
| Musikwissenschaft | BA FWmP KF | M | | | | | | | | | 6 |
| | | W | | | | | | | | | 14 |
| | | Ges | | | | | | | | | |
| Musikwissenschaft | BA FWmP PF | M | | | | 1 | 3 | 1 | 3 | | 18 |
| | | W | | | | 7 | 3 | 4 | | 2 | 11 |
| | | Ges | | | | 8 | 6 | 5 | 3 | 2 | 29 |
| Musikwissenschaft | Master | M | | | | | | | | | 4 |
| | | W | | | | | | | | | 2 |
| | | Ges | | | | | | | | | |
| Musikpädagogik | BA LA Gym/OS LF | M | | | | 11 | 8 | 6 | 7 | 8 | 2 |
| | | W | | | | 5 | 8 | 5 | 3 | 10 | 12 |
| | | Ges | | | | 16 | 16 | 11 | 10 | 18 | 14 |
| Musikpädagogik | M.Ed.Grund (alt) | M | | 1 | | | | | | | |
| | | W | | 1 | 1 | | 3 | 4 | | | |
| | | Ges | | 2 | 1 | | 3 | 4 | | | |
| Musikpädagogik | M.Ed.Gym. 2.F. (alt) | M | | 3 | 3 | 5 | 5 | 1 | | | |
| | | W | | 2 | 3 | 6 | 4 | 3 | 2 | 1 | |
| | | Ges | | 5 | 6 | 11 | 9 | 4 | 2 | 1 | |
| Musikpädagogik | M.Ed.Sek (alt) | M | | | | 1 | 1 | | 1 | 1 | |
| | | W | | | | 2 | | | | | |
| | | Ges | | | | 3 | 1 | | 1 | 1 | |
| Musikpädagogik | M.Ed.SP/IP (alt) | M | | | 1 | | | | | | |
| | | W | | 1 | 1 | 1 | 2 | 1 | | | |
| | | Ges | | 1 | 2 | 1 | 2 | 1 | | | |
| Musikpädagogik | M.Ed.Grund EF | M | | | | | | | | | |
| | | W | | | | | | | 1 | | 1 |
| | | Ges | | | | | | | 1 | | 1 |
| Musikpädagogik | M.Ed.Grund UF | M | | | | | | | | | |
| | | W | | | | | | | 3 | 3 | |
| | | Ges | | | | | | | 3 | 3 | |
| Musikpädagogik | M.Ed.Inkl.P/SP EF | M | | | | | | | | | |
| | | W | | | | | | | 1 | | 1 |
| | | Ges | | | | | | | 1 | | 1 |
| Musikpädagogik | M.Ed.Gym/OS LF | M | | | | | | | 3 | 5 | 4 |
| | | W | | | | | | | 3 | 2 | 4 |
| | | Ges | | | | | | | 6 | 7 | 8 |
| Philosophie | BA FWmP KF | M | | | | 16 | 33 | 11 | 19 | 18 | 24 |
| | | W | | | | 18 | 53 | 26 | 42 | 38 | 35 |
| | | Ges | | | | 34 | 86 | 37 | 61 | 56 | 59 |
| Philosophie | BA FWmP PF | M | | | | 11 | 84 | 19 | 27 | 39 | 32 |
| | | W | | | | 14 | 86 | 21 | 26 | 45 | 34 |
| | | Ges | | | | 25 | 170 | 40 | 53 | 84 | 66 |
| Religionswissenschaft | BA BiPEb EF | M | | | | 1 | | | | | |
| | | W | | | | 9 | 11 | 8 | 8 | 10 | 6 |
| | | Ges | | | | 10 | 11 | 8 | 8 | 10 | 6 |

Fortsetzung: Studienfälle im 1. Fachsemester

| | | | WS | WS | WS | WS | WS | WS | WS | WS | WS |
|------------------------------|----------------------|------------|------------|------------|------------|------------|-------------|------------|------------|------------|------------|
| Studiengang | Abschluss | | 08/09 | 09/10 | 10/11 | 11/12 | 12/13 | 13/14 | 14/15 | 15/16 | 16/17 |
| Religionswissenschaft | BA BiPEb UF | M | | | | 1 | | 1 | 1 | | 3 |
| | | W | | | | 3 | 2 | 3 | 4 | 2 | |
| | | Ges | | | | 4 | 2 | 4 | 5 | 2 | 3 |
| Religionswissenschaft | BA FWmP KF | M | | | | 8 | 21 | 20 | 9 | 15 | 10 |
| | | W | | | | 10 | 26 | 26 | 16 | 26 | 18 |
| | | Ges | | | | 18 | 47 | 46 | 25 | 41 | 28 |
| Religionswissenschaft | BA FWmP PF | M | | | | 4 | 8 | 8 | 6 | 4 | 2 |
| | | W | | | | 6 | 18 | 24 | 16 | 13 | 16 |
| | | Ges | | | | 10 | 26 | 32 | 22 | 17 | 18 |
| Religionswissenschaft | BA LA Gym/OS LF | M | | | | 9 | 3 | 8 | 10 | 18 | 22 |
| | | W | | | | 18 | 16 | 22 | 28 | 35 | 40 |
| | | Ges | | | | 27 | 19 | 30 | 38 | 53 | 62 |
| Religionswissenschaft | M.Ed.Grund (alt) | M | | 1 | | | 1 | 1 | | | |
| | | W | | 3 | 3 | 9 | 3 | 17 | | | |
| | | Ges | | 4 | 3 | 9 | 4 | 18 | | | |
| Religionswissenschaft | M.Ed.Gym. 1.F. (alt) | M | | | | 1 | | 2 | | 1 | |
| | | W | | | | 1 | | | | 1 | |
| | | Ges | | | | 2 | | 2 | | 2 | |
| Religionswissenschaft | M.Ed.Gym. 2.F. (alt) | M | | | | | | | | | |
| | | W | | 8 | 4 | 4 | 2 | 3 | 4 | 1 | |
| | | Ges | | 8 | 4 | 4 | 2 | 3 | 4 | 1 | |
| Religionswissenschaft | M.Ed.Sek (alt) | M | | | 2 | | 1 | | | | |
| | | W | | 2 | 2 | 3 | 4 | 7 | | | |
| | | Ges | | 2 | 4 | 3 | 5 | 7 | | | |
| Religionswissenschaft | M.Ed.SP/IP (alt) | M | | | 1 | | | 1 | 1 | | |
| | | W | | | | 1 | 2 | 5 | | | |
| | | Ges | | | 1 | 1 | 2 | 6 | 1 | | |
| Religionswiss./Religionspäd. | M.Ed.Grund EF | M | | | | | | | | | |
| | | W | | | | | | | 2 | 1 | |
| | | Ges | | | | | | | 2 | 1 | |
| Religionswiss./Religionspäd. | M.Ed.Grund UF | M | | | | | | | | | 1 |
| | | W | | | | | | | 3 | 1 | 1 |
| | | Ges | | | | | | | 3 | 1 | 2 |
| Religionswiss./Religionspäd. | M.Ed.Inkl.P/SP EF | M | | | | | | | | | |
| | | W | | | | | | | 4 | 5 | 4 |
| | | Ges | | | | | | | 4 | 5 | 4 |
| Religionswiss./Religionspäd. | M.Ed.Gym/OS LF | M | | | | | | | 1 | 2 | |
| | | W | | | | | | | 7 | 4 | 12 |
| | | Ges | | | | | | | 8 | 6 | 12 |
| Religionswissenschaft | Master | M | | | | | | 1 | 2 | | |
| | | W | | | | | | 5 | 4 | 2 | 5 |
| | | Ges | | | | | | 6 | 6 | 2 | 5 |
| Transkulturelle Studien | Master | M | 3 | 4 | 5 | 1 | 5 | 3 | 2 | 4 | 5 |
| | | W | 11 | 9 | 19 | 25 | 10 | 20 | 20 | 20 | 15 |
| | | Ges | 14 | 13 | 24 | 26 | 15 | 23 | 22 | 24 | 20 |
| Fachbereich 09 | | M | 166 | 186 | 233 | 223 | 396 | 185 | 185 | 207 | 249 |
| | | W | 359 | 511 | 611 | 589 | 832 | 619 | 667 | 698 | 688 |
| | | Ges | 525 | 697 | 844 | 812 | 1228 | 804 | 852 | 905 | 937 |

Fortsetzung: Grafik zu Studienfällen im 1. Fachsemester



6. Studienfallkohorten bis zum WS 14/15

| Komm.und Medienw. BA FWmP KF | Fachsemester | | | | | | | | |
|---------------------------------|-----------------------------|-----|-----|-----|-----|-----|------|-----|-----|
| | Abbruch oder Wechsel in RSZ | | | | | | >RSZ | | |
| | 1 | 2 | 3 | 4 | 5 | 6 | 7 | 8 | 9 |
| Kohorte 11/12 | 35 | 35 | 29 | 29 | 29 | 29 | 15 | 14 | 7 |
| Schwund in % | | | 17% | 17% | 17% | 17% | 57% | 60% | 80% |
| Kohorte 12/13 | 51 | 51 | 37 | 35 | 32 | 27 | 21 | 16 | 5 |
| Schwund in % | | | 27% | 31% | 37% | 47% | 59% | 69% | 90% |
| Kohorte 13/14 | 41 | 31 | 27 | 26 | 25 | 26 | 20 | | |
| Schwund in % | | 24% | 34% | 37% | 39% | 37% | 51% | | |
| Kohorte 14/15 | 39 | 36 | 26 | 21 | 19 | | | | |
| Schwund in % | | 8% | 33% | 46% | 51% | | | | |

| Komm.und Medienw. BA FWmP PF | Fachsemester | | | | | | | | |
|---------------------------------|-----------------------------|-----|-----|-----|-----|-----|------|-----|-----|
| | Abbruch oder Wechsel in RSZ | | | | | | >RSZ | | |
| | 1 | 2 | 3 | 4 | 5 | 6 | 7 | 8 | 9 |
| Kohorte 11/12 | 89 | 87 | 80 | 79 | 71 | 71 | 55 | 48 | 31 |
| Schwund in % | | 2% | 10% | 11% | 20% | 20% | 38% | 46% | 65% |
| Kohorte 12/13 | 129 | 130 | 127 | 128 | 122 | 120 | 102 | 88 | 45 |
| Schwund in % | | -1% | 2% | 1% | 5% | 7% | 21% | 32% | 65% |
| Kohorte 13/14 | 78 | 85 | 83 | 80 | 77 | 70 | 55 | | |
| Schwund in % | | -9% | -6% | -3% | 1% | 10% | 29% | | |
| Kohorte 14/15 | 97 | 99 | 98 | 97 | 93 | | | | |
| Schwund in % | | -2% | -1% | | 4% | | | | |

| Kulturwissenschaft BA FWmP KF | Fachsemester | | | | | | | | |
|----------------------------------|-----------------------------|------|-----|-----|-----|-----|------|-----|-----|
| | Abbruch oder Wechsel in RSZ | | | | | | >RSZ | | |
| | 1 | 2 | 3 | 4 | 5 | 6 | 7 | 8 | 9 |
| Kohorte 11/12 | 63 | 59 | 54 | 49 | 44 | 44 | 29 | 27 | 19 |
| Schwund in % | | 6% | 14% | 22% | 30% | 30% | 54% | 57% | 70% |
| Kohorte 12/13 | 67 | 68 | 50 | 51 | 48 | 46 | 35 | 32 | 16 |
| Schwund in % | | -1% | 25% | 24% | 28% | 31% | 48% | 52% | 76% |
| Kohorte 13/14 | 59 | 59 | 57 | 54 | 48 | 45 | 37 | | |
| Schwund in % | | | 3% | 8% | 19% | 24% | 37% | | |
| Kohorte 14/15 | 71 | 78 | 63 | 59 | 55 | | | | |
| Schwund in % | | -10% | 11% | 17% | 23% | | | | |

Fortsetzung: Studienfallkohorten

| Kulturwissenschaft BA FWmP PF | Fachsemester | | | | | | | | |
|----------------------------------|-----------------------------|-----|-----|-----|-----|-----|------|-----|-----|
| | Abbruch oder Wechsel in RSZ | | | | | | >RSZ | | |
| | 1 | 2 | 3 | 4 | 5 | 6 | 7 | 8 | 9 |
| Kohorte 11/12 | 69 | 71 | 65 | 63 | 65 | 62 | 49 | 46 | 27 |
| Schwund in % | | -3% | 6% | 9% | 6% | 10% | 29% | 33% | 61% |
| Kohorte 12/13 | 67 | 67 | 56 | 54 | 51 | 50 | 40 | 38 | 19 |
| Schwund in % | | | 16% | 19% | 24% | 25% | 40% | 43% | 72% |
| Kohorte 13/14 | 64 | 62 | 52 | 54 | 48 | 48 | 40 | | |
| Schwund in % | | 3% | 19% | 16% | 25% | 19% | 32% | | |
| Kohorte 14/15 | 80 | 81 | 68 | 62 | 58 | | | | |
| Schwund in % | | -1% | 15% | 23% | 28% | | | | |

| Kunst und Kulturverm. Master | Fachsemester | | | | | | | | |
|---------------------------------|-----------------------------|-----|----|----|---------------------------------|-----|-----|-----|------|
| | Abbruch oder Wechsel in RSZ | | | | > RSZ/Abgang wg. Abschluß enth. | | | | |
| | 1 | 2 | 3 | 4 | 5 | 6 | 7 | 8 | 9 |
| Kohorte 10/11 | 29 | 28 | 28 | 28 | 23 | 15 | 4 | 1 | 1 |
| Schwund in % | | 3% | 3% | 3% | 21% | 48% | 86% | 97% | 97% |
| Kohorte 12/13 | 19 | 20 | 19 | 18 | 15 | 10 | 2 | 1 | |
| Schwund in % | | -5% | | 5% | 21% | 47% | 89% | 95% | 100% |
| Kohorte 14/15 | 17 | 17 | 17 | 17 | 12 | | | | |
| Schwund in % | | | | | 29% | | | | |

| Kunst-Medien-Ästh. BA BiPeB EF | Fachsemester | | | | | | | | |
|-----------------------------------|-----------------------------|-----|-----|-----|-----|-----|------|-----|------|
| | Abbruch oder Wechsel in RSZ | | | | | | >RSZ | | |
| | 1 | 2 | 3 | 4 | 5 | 6 | 7 | 8 | 9 |
| Kohorte 11/12 | 16 | 14 | 13 | 12 | 11 | 10 | 7 | 6 | |
| Schwund in % | | 13% | 19% | 25% | 31% | 38% | 56% | 63% | 100% |
| Kohorte 12/13 | 38 | 38 | 34 | 34 | 32 | 31 | 10 | 6 | 3 |
| Schwund in % | | | 11% | 11% | 16% | 18% | 74% | 84% | 92% |
| Kohorte 13/14 | 15 | 11 | 8 | 8 | 6 | 7 | 2 | | |
| Schwund in % | | 27% | 47% | 47% | 60% | 53% | 87% | | |
| Kohorte 14/15 | 25 | 24 | 21 | 19 | 12 | | | | |
| Schwund in % | | 4% | 16% | 24% | 52% | | | | |

| Kunst-Medien-Ästh. BA BiPeB UF | Fachsemester | | | | | | | | |
|-----------------------------------|-----------------------------|------|-----|------|------|-----|------|-----|-----|
| | Abbruch oder Wechsel in RSZ | | | | | | >RSZ | | |
| | 1 | 2 | 3 | 4 | 5 | 6 | 7 | 8 | 9 |
| Kohorte 11/12 | 14 | 15 | 13 | 12 | 12 | 10 | 3 | 3 | 1 |
| Schwund in % | | -7% | 7% | 14% | 14% | 29% | 79% | 79% | 93% |
| Kohorte 12/13 | 23 | 21 | 22 | 20 | 18 | 17 | 10 | 9 | 3 |
| Schwund in % | | 9% | 4% | 13% | 22% | 26% | 57% | 76% | 92% |
| Kohorte 13/14 | 11 | 11 | 12 | 13 | 14 | 10 | 4 | | |
| Schwund in % | | | -9% | -18% | -27% | 33% | 73% | | |
| Kohorte 14/15 | 19 | 22 | 19 | 20 | 15 | | | | |
| Schwund in % | | -16% | | -5% | 21% | | | | |

| Kunst-Medien-Ästh. BA FWmP KF | Fachsemester | | | | | | | | |
|----------------------------------|-----------------------------|------|------|------|-----|-----|------|-----|-----|
| | Abbruch oder Wechsel in RSZ | | | | | | >RSZ | | |
| | 1 | 2 | 3 | 4 | 5 | 6 | 7 | 8 | 9 |
| Kohorte 11/12 | 22 | 22 | 21 | 21 | 19 | 18 | 12 | 10 | 6 |
| Schwund in % | | | 5% | 5% | 14% | 18% | 45% | 55% | 73% |
| Kohorte 12/13 | 21 | 22 | 23 | 23 | 20 | 22 | 21 | 19 | 13 |
| Schwund in % | | -5% | -10% | -10% | 5% | -5% | | 10% | 38% |
| Kohorte 13/14 | 36 | 37 | 32 | 32 | 30 | 27 | 21 | | |
| Schwund in % | | -3% | 11% | 11% | 17% | 25% | 42% | | |
| Kohorte 14/15 | 31 | 34 | 26 | 22 | 21 | | | | |
| Schwund in % | | -10% | 16% | 29% | 32% | | | | |

Fortsetzung: Studienfallkohorten

| Kunst-Medien-Ästh. BA FWmP PF | Fachsemester | | | | | | | | |
|----------------------------------|-----------------------------|-----|-----|-----|-----|-----|------|-----|-----|
| | Abbruch oder Wechsel in RSZ | | | | | | >RSZ | | |
| | 1 | 2 | 3 | 4 | 5 | 6 | 7 | 8 | 9 |
| Kohorte 11/12 | 43 | 40 | 35 | 34 | 32 | 30 | 19 | 18 | 9 |
| Schwund in % | | 7% | 19% | 21% | 26% | 30% | 56% | 58% | 79% |
| Kohorte 12/13 | 62 | 56 | 40 | 38 | 36 | 34 | 23 | 18 | 9 |
| Schwund in % | | 10% | 35% | 39% | 42% | 45% | 63% | 14% | 57% |
| Kohorte 13/14 | 50 | 49 | 43 | 41 | 39 | 42 | 24 | | |
| Schwund in % | | 2% | 14% | 18% | 22% | 16% | 52% | | |
| Kohorte 14/15 | 42 | 38 | 29 | 26 | 24 | | | | |
| Schwund in % | | 10% | 31% | 38% | 43% | | | | |

| Kunst-Medien-Ästh. BA LA | Fachsemester | | | | | | | | |
|-----------------------------|-----------------------------|-----|-----|-----|-----|-----|------|-----|-----|
| | Abbruch oder Wechsel in RSZ | | | | | | >RSZ | | |
| | 1 | 2 | 3 | 4 | 5 | 6 | 7 | 8 | 9 |
| Kohorte 11/12 | 48 | 50 | 47 | 47 | 44 | 45 | 29 | 26 | 14 |
| Schwund in % | | -4% | 2% | 2% | 8% | 6% | 40% | 46% | 71% |
| Kohorte 12/13 | 56 | 58 | 53 | 52 | 46 | 44 | 26 | 23 | 9 |
| Schwund in % | | -4% | 5% | 7% | 18% | 21% | 54% | 59% | 84% |
| Kohorte 13/14 | 43 | 39 | 36 | 34 | 33 | 31 | 17 | | |
| Schwund in % | | 9% | 16% | 21% | 23% | 28% | 60% | | |
| Kohorte 14/15 | 43 | 46 | 41 | 38 | 38 | | | | |
| Schwund in % | | -7% | 5% | 12% | 12% | | | | |

| Kunstpäd./-wiss. M.Ed. Grund | Fachsemester | | | | |
|---------------------------------|--------------|------|------|-----|-----|
| | <= RSZ | | >RSZ | | |
| | 1 | 2 | 3 | 4 | 5 |
| Kohorte 09/10 | 15 | 15 | 6 | 5 | 4 |
| Schwund in % | | | 60% | 67% | 73% |
| Kohorte 10/11 | 13 | 16 | 10 | 9 | 7 |
| Schwund in % | | -23% | 23% | 31% | 46% |
| Kohorte 11/12 | 8 | 9 | 4 | 5 | 1 |
| Schwund in % | | -13% | 50% | 38% | 88% |
| Kohorte 12/13 | 17 | 21 | 16 | 11 | 7 |
| Schwund in % | | -24% | 6% | 35% | 59% |
| Kohorte 13/14 | 16 | 19 | 14 | 8 | 6 |
| Schwund in % | | -19% | 13% | 50% | 63% |
| Kohorte 14/15 | 5 | 7 | 4 | 4 | 1 |
| Schwund in % | | -40% | 20% | 20% | 80% |

| Kunstpäd./-wiss. M.Ed. Gym. 1.F. | Fachsemester | | | | | | |
|-------------------------------------|--------------|------|-----|-----|------|-----|-----|
| | <= RSZ | | | | >RSZ | | |
| | 1 | 2 | 3 | 4 | 5 | 6 | 7 |
| Kohorte 09/10 | 8 | 8 | 8 | 8 | 4 | 3 | 1 |
| Schwund in % | | | | | 50% | 63% | 88% |
| Kohorte 10/11 | 12 | 12 | 10 | 10 | 8 | 4 | 2 |
| Schwund in % | | | 17% | 17% | 33% | 67% | 83% |
| Kohorte 11/12 | 15 | 16 | 14 | 13 | 9 | 7 | 2 |
| Schwund in % | | -7% | 7% | 13% | 40% | 53% | 87% |
| Kohorte 12/13 | 21 | 24 | 20 | 21 | 19 | 11 | 6 |
| Schwund in % | | -14% | 5% | | 10% | 48% | 71% |
| Kohorte 13/14 | 16 | 12 | 12 | 9 | 7 | 3 | 2 |
| Schwund in % | | 25% | 25% | 44% | 56% | 81% | 88% |
| Kohorte 14/15 | 4 | 3 | 3 | 2 | 1 | | |
| Schwund in % | | 25% | 25% | 50% | 75% | | |

| Kunstpäd./-wiss. M.Ed. Gym. 2.F. | Fachsemester | | | | | | |
|-------------------------------------|--------------|-----|-----|-----|------|-----|-----|
| | <= RSZ | | | | >RSZ | | |
| | 1 | 2 | 3 | 4 | 5 | 6 | 7 |
| Kohorte 09/10 | 11 | 12 | 12 | 11 | 6 | 3 | 1 |
| Schwund in % | | -9% | -9% | | 45% | 73% | 91% |
| Kohorte 10/11 | 13 | 14 | 13 | 13 | 9 | 2 | 1 |
| Schwund in % | | -8% | | | 31% | 85% | 92% |
| Kohorte 11/12 | 12 | 12 | 11 | 11 | 9 | 4 | 3 |
| Schwund in % | | | 8% | 8% | 25% | 67% | 75% |
| Kohorte 12/13 | 17 | 17 | 13 | 14 | 8 | 5 | 1 |
| Schwund in % | | | 24% | 18% | 53% | 71% | 94% |
| Kohorte 13/14 | 15 | 16 | 16 | 15 | 12 | 9 | 2 |
| Schwund in % | | -7% | -7% | | 20% | 44% | 88% |
| Kohorte 14/15 | 6 | 6 | 6 | 4 | 3 | | |
| Schwund in % | | | | 33% | 50% | | |

Fortsetzung: Studienfallkohorten

| Kunstpäd./-wiss. M.Ed.SonPä | Fachsemester | | | | | | |
|--------------------------------|--------------|---|---|------|------|-----|------|
| | <= RSZ | | | | >RSZ | | |
| | 1 | 2 | 3 | 4 | 5 | 6 | 7 |
| Kohorte 09/10 | 2 | 2 | 2 | 2 | 2 | 2 | 2 |
| Schwund in % | | | | | | | |
| Kohorte 10/11 | 1 | 1 | 1 | 1 | 1 | 1 | 1 |
| Schwund in % | | | | | | | |
| Kohorte 12/13 | 7 | 7 | 7 | 7 | 3 | 1 | |
| Schwund in % | | | | | 57% | 86% | 100% |
| Kohorte 13/14 | 9 | 9 | 9 | 10 | 7 | 5 | |
| Schwund in % | | | | -11% | 22% | 44% | 100% |

| Kunstpäd./-wiss. M.Ed. Sek | Fachsemester | | | | |
|-------------------------------|--------------|------|------|-----|-----|
| | <= RSZ | | >RSZ | | |
| | 1 | 2 | 3 | 4 | 5 |
| Kohorte 09/10 | 5 | 4 | 4 | 2 | 1 |
| Schwund in % | | 20% | 20% | 60% | 80% |
| Kohorte 10/11 | 7 | 9 | 5 | 5 | 3 |
| Schwund in % | | -29% | 29% | 29% | 57% |
| Kohorte 11/12 | 4 | 6 | 2 | 1 | 1 |
| Schwund in % | | -50% | 50% | 75% | 75% |
| Kohorte 12/13 | 5 | 7 | 5 | 2 | 1 |
| Schwund in % | | -40% | | 60% | 80% |
| Kohorte 13/14 | 4 | 5 | 4 | 3 | 2 |
| Schwund in % | | -25% | | 25% | 50% |

| Komplexes Entscheiden Master | Fachsemester | | | | | | | | | | |
|---------------------------------|--------------|-----|-----|-----|---------------------------------|-----|-----|-----|-----|-----|-----|
| | <=RSZ | | | | > RSZ/Abgang wg. Abschluß enth. | | | | | | |
| | 1 | 2 | 3 | 4 | 5 | 6 | 7 | 8 | 9 | 10 | 11 |
| Kohorte 10/11 | 35 | 31 | 31 | 30 | 29 | 27 | 18 | 10 | 8 | 5 | 3 |
| Schwund in % | | 11% | 11% | 14% | 17% | 23% | 49% | 71% | 77% | 86% | 91% |
| Kohorte 11/12 | 83 | 62 | 56 | 53 | 47 | 42 | 28 | 17 | 8 | 4 | 2 |
| Schwund in % | | 25% | 33% | 36% | 43% | 49% | 66% | 80% | 90% | 95% | 98% |
| Kohorte 12/13 | 30 | 29 | 27 | 26 | 22 | 22 | 15 | 10 | 6 | | |
| Schwund in % | | 3% | 10% | 13% | 27% | 27% | 50% | 67% | 80% | | |
| Kohorte 13/14 | 30 | 30 | 31 | 31 | 30 | 26 | 11 | | | | |
| Schwund in % | | | -3% | -3% | | 13% | 63% | | | | |
| Kohorte 14/15 | 25 | 25 | 23 | 22 | 21 | | | | | | |
| Schwund in % | | | 8% | 12% | 16% | | | | | | |

| Medienkultur Master | Fachsemester | | | | | | | | |
|------------------------|--------------|----|-----|-----|---------------------------|-----|-----|-----|-----|
| | <=RSZ | | | | > RSZ/Abgang wg. Abschluß | | | | |
| | 1 | 2 | 3 | 4 | 5 | 6 | 7 | 8 | 9 |
| Kohorte 09/10 | 25 | 25 | 26 | 25 | 22 | 15 | 8 | 6 | 3 |
| Schwund in % | | | -4% | | 12% | 40% | 68% | 76% | 88% |
| Kohorte 10/11 | 26 | 26 | 25 | 23 | 21 | 18 | 6 | 6 | 1 |
| Schwund in % | | | 4% | 12% | 19% | 31% | 77% | 77% | 96% |
| Kohorte 11/12 | 25 | 24 | 23 | 21 | 20 | 18 | 12 | 5 | 3 |
| Schwund in % | | 4% | 8% | 16% | 20% | 28% | 52% | 80% | 88% |
| Kohorte 12/13 | 24 | 24 | 22 | 22 | 21 | 17 | 8 | 4 | 2 |
| Schwund in % | | | 8% | 8% | 13% | 29% | 67% | 83% | 92% |
| Kohorte 13/14 | 27 | 27 | 26 | 26 | 27 | 26 | 10 | | |
| Schwund in % | | | 4% | 4% | | 4% | 63% | | |
| Kohorte 14/15 | 30 | 29 | 29 | 29 | 27 | | | | |
| Schwund in % | | 3% | 3% | 3% | 10% | | | | |

| Musikpädagogik BA BiPeB EF | Fachsemester | | | | | | | | |
|-------------------------------|-----------------------------|---|---|---|---|---|------|------|------|
| | Abbruch oder Wechsel in RSZ | | | | | | >RSZ | | |
| | 1 | 2 | 3 | 4 | 5 | 6 | 7 | 8 | 9 |
| Kohorte 11/12 | 2 | 2 | 2 | 2 | 2 | 2 | 1 | 1 | |
| Schwund in % | | | | | | | 50% | 50% | 100% |
| Kohorte 13/14 | 2 | 2 | 2 | 2 | 2 | 2 | 2 | | |
| Schwund in % | | | | | | | 100% | 100% | |

| Musikpädagogik BA BiPeB UF | Fachsemester | | | | | | | | |
|-------------------------------|-----------------------------|-----|------|------|------|------|------|-----|------|
| | Abbruch oder Wechsel in RSZ | | | | | | >RSZ | | |
| | 1 | 2 | 3 | 4 | 5 | 6 | 7 | 8 | 9 |
| Kohorte 11/12 | 3 | 3 | 4 | 4 | 4 | 4 | 1 | 1 | |
| Schwund in % | | | -33% | -33% | -33% | -33% | 67% | 67% | 100% |
| Kohorte 12/13 | 4 | 4 | 2 | 2 | 2 | 2 | | | |
| Schwund in % | | | 50% | 50% | 50% | 50% | 100% | | |
| Kohorte 14/15 | 3 | 2 | 2 | 2 | 2 | | | | |
| Schwund in % | | 33% | 33% | 33% | 33% | | | | |

Fortsetzung: Studienfallkohorten

| Musikwiss. BA FWmP PF | Fachsemester | | | | | | | | |
|--------------------------|-----------------------------|-----|-----|-----|-----|-----|------|-----|-----|
| | Abbruch oder Wechsel in RSZ | | | | | | >RSZ | | |
| | 1 | 2 | 3 | 4 | 5 | 6 | 7 | 8 | 9 |
| Kohorte 11/12 | 8 | 7 | 5 | 5 | 5 | 4 | 4 | 4 | 4 |
| Schwund in % | | 13% | 38% | 38% | 38% | 50% | 50% | 50% | 50% |
| Kohorte 12/13 | 6 | 6 | 4 | 4 | 4 | 3 | 3 | 2 | 1 |
| Schwund in % | | | 33% | 33% | 33% | 50% | 50% | 67% | 83% |
| Kohorte 13/14 | 5 | 5 | 4 | 4 | 5 | 5 | 4 | | |
| Schwund in % | | | 20% | 20% | | | 20% | | |
| Kohorte 14/15 | 3 | 3 | 1 | 1 | 1 | | | | |
| Schwund in % | | | 67% | 67% | 67% | | | | |

| Musikpädagogik BA LA | Fachsemester | | | | | | | | |
|-------------------------|-----------------------------|------|------|------|------|-----|------|-----|-----|
| | Abbruch oder Wechsel in RSZ | | | | | | >RSZ | | |
| | 1 | 2 | 3 | 4 | 5 | 6 | 7 | 8 | 9 |
| Kohorte 11/12 | 16 | 16 | 14 | 14 | 14 | 14 | 6 | 6 | 3 |
| Schwund in % | | | 13% | 13% | 13% | 13% | 63% | 63% | 81% |
| Kohorte 12/13 | 16 | 14 | 12 | 12 | 12 | 12 | 9 | 9 | 3 |
| Schwund in % | | 13% | 25% | 25% | 25% | 25% | 44% | 44% | 81% |
| Kohorte 13/14 | 11 | 11 | 8 | 8 | 6 | 6 | 4 | | |
| Schwund in % | | | 27% | 27% | 45% | 45% | 64% | | |
| Kohorte 14/15 | 10 | 11 | 11 | 12 | 11 | | | | |
| Schwund in % | | -10% | -10% | -20% | -10% | | | | |

| Musik M.Ed. Gym. 2.F. | Fachsemester | | | | | | |
|--------------------------|--------------|------|------|------|------|-----|-----|
| | <= RSZ | | | | >RSZ | | |
| | 1 | 2 | 3 | 4 | 5 | 6 | 7 |
| Kohorte 09/10 | 5 | 6 | 5 | 5 | 2 | 1 | 1 |
| Schwund in % | | -20% | | | 60% | 80% | 80% |
| Kohorte 10/11 | 6 | 6 | 6 | 6 | 5 | 5 | 2 |
| Schwund in % | | | | | 17% | 17% | 67% |
| Kohorte 11/12 | 11 | 11 | 10 | 10 | 7 | 3 | 2 |
| Schwund in % | | | 9% | 9% | 36% | 73% | 82% |
| Kohorte 12/13 | 9 | 11 | 10 | 9 | 7 | 4 | 2 |
| Schwund in % | | -22% | -11% | | 22% | 56% | 78% |
| Kohorte 13/14 | 4 | 6 | 7 | 7 | 4 | 3 | 1 |
| Schwund in % | | -50% | -75% | -75% | | 25% | 75% |
| Kohorte 14/15 | 2 | 3 | 3 | 2 | 2 | | |
| Schwund in % | | -50% | -50% | | | | |

| Philosophie BA FWmP KF | Fachsemester | | | | | | | | |
|---------------------------|-----------------------------|-----|-----|-----|-----|-----|------|-----|-----|
| | Abbruch oder Wechsel in RSZ | | | | | | >RSZ | | |
| | 1 | 2 | 3 | 4 | 5 | 6 | 7 | 8 | 9 |
| Kohorte 11/12 | 34 | 26 | 18 | 17 | 14 | 14 | 12 | 12 | 7 |
| Schwund in % | | 24% | 47% | 50% | 59% | 59% | 65% | 65% | 79% |
| Kohorte 12/13 | 86 | 75 | 46 | 41 | 34 | 32 | 24 | 23 | 12 |
| Schwund in % | | 13% | 47% | 52% | 60% | 63% | 72% | 73% | 86% |
| Kohorte 13/14 | 37 | 37 | 26 | 23 | 19 | 19 | 14 | | |
| Schwund in % | | | 30% | 38% | 49% | 49% | 62% | | |
| Kohorte 14/15 | 61 | 51 | 27 | 25 | 22 | | | | |
| Schwund in % | | 16% | 56% | 59% | 64% | | | | |

| Philosophie BA FWmP PF | Fachsemester | | | | | | | | |
|---------------------------|-----------------------------|-----|-----|-----|-----|-----|------|-----|-----|
| | Abbruch oder Wechsel in RSZ | | | | | | >RSZ | | |
| | 1 | 2 | 3 | 4 | 5 | 6 | 7 | 8 | 9 |
| Kohorte 11/12 | 25 | 21 | 12 | 11 | 10 | 10 | 9 | 8 | 7 |
| Schwund in % | | 16% | 52% | 56% | 60% | 60% | 64% | 68% | 72% |
| Kohorte 12/13 | 170 | 139 | 80 | 72 | 46 | 40 | 31 | 28 | 20 |
| Schwund in % | | 18% | 53% | 58% | 73% | 76% | 82% | 67% | 77% |
| Kohorte 13/14 | 40 | 36 | 22 | 23 | 17 | 13 | 11 | | |
| Schwund in % | | 10% | 45% | 43% | 58% | 65% | 70% | | |
| Kohorte 14/15 | 53 | 42 | 27 | 27 | 21 | | | | |
| Schwund in % | | 21% | 49% | 49% | 60% | | | | |

Fortsetzung: Studienfallkohorten

| Religionswiss: BA BiPeB EF | Fachsemester | | | | | | | | |
|-------------------------------|-----------------------------|-----|-----|-----|-----|-----|------|------|------|
| | Abbruch oder Wechsel in RSZ | | | | | | >RSZ | | |
| | 1 | 2 | 3 | 4 | 5 | 6 | 7 | 8 | 9 |
| Kohorte 11/12 | 10 | 9 | 8 | 7 | 6 | 6 | | | |
| Schwund in % | | 10% | 20% | 30% | 40% | 40% | 100% | 100% | 100% |
| Kohorte 12/13 | 11 | 11 | 7 | 8 | 6 | 6 | | | |
| Schwund in % | | | 36% | 27% | 45% | 45% | 100% | 100% | 100% |
| Kohorte 13/14 | 8 | 6 | 6 | 3 | 2 | 2 | | | |
| Schwund in % | | 25% | 25% | 63% | 75% | 75% | 100% | | |
| Kohorte 14/15 | 8 | 7 | 3 | 4 | 3 | | | | |
| Schwund in % | | 13% | 63% | 50% | 63% | | | | |

| Religionswiss: BA BiPeB UF | Fachsemester | | | | | | | | |
|-------------------------------|-----------------------------|------|------|------|------|------|------|------|------|
| | Abbruch oder Wechsel in RSZ | | | | | | >RSZ | | |
| | 1 | 2 | 3 | 4 | 5 | 6 | 7 | 8 | 9 |
| Kohorte 11/12 | 4 | 4 | 6 | 5 | 5 | 5 | 2 | 2 | |
| Schwund in % | | | -50% | -25% | -25% | -25% | 50% | 50% | 100% |
| Kohorte 12/13 | 2 | 2 | 1 | 2 | 1 | 1 | | | |
| Schwund in % | | | 50% | | 50% | 50% | 100% | 100% | 100% |
| Kohorte 13/14 | 4 | 5 | 4 | 4 | 3 | 3 | 1 | | |
| Schwund in % | | -25% | | | 25% | 63% | 88% | | |
| Kohorte 14/15 | 5 | 5 | 7 | 6 | 4 | | | | |
| Schwund in % | | | -40% | -20% | 20% | | | | |

| Religionswiss: BA FWmP KF | Fachsemester | | | | | | | | |
|------------------------------|-----------------------------|-----|-----|-----|-----|-----|------|-----|-----|
| | Abbruch oder Wechsel in RSZ | | | | | | >RSZ | | |
| | 1 | 2 | 3 | 4 | 5 | 6 | 7 | 8 | 9 |
| Kohorte 11/12 | 18 | 18 | 9 | 8 | 7 | 7 | 5 | 5 | 4 |
| Schwund in % | | | 50% | 56% | 61% | 61% | 72% | 72% | 78% |
| Kohorte 12/13 | 47 | 41 | 27 | 25 | 13 | 12 | 8 | 6 | 3 |
| Schwund in % | | 13% | 43% | 47% | 72% | 74% | 83% | 87% | 94% |
| Kohorte 13/14 | 9 | 9 | 8 | 8 | 7 | 5 | 5 | | |
| Schwund in % | | | 11% | 11% | 22% | 44% | 44% | | |
| Kohorte 14/15 | 25 | 20 | 12 | 10 | 8 | | | | |
| Schwund in % | | 20% | 52% | 60% | 68% | | | | |

| Religionswiss: BA FWmP PF | Fachsemester | | | | | | | | |
|------------------------------|-----------------------------|-----|-----|-----|-----|-----|------|-----|-----|
| | Abbruch oder Wechsel in RSZ | | | | | | >RSZ | | |
| | 1 | 2 | 3 | 4 | 5 | 6 | 7 | 8 | 9 |
| Kohorte 11/12 | 10 | 8 | 4 | 5 | 4 | 4 | 3 | 2 | 2 |
| Schwund in % | | 20% | 60% | 50% | 60% | 60% | 70% | 80% | 80% |
| Kohorte 12/13 | 26 | 24 | 15 | 14 | 13 | 14 | 10 | 9 | 6 |
| Schwund in % | | 8% | 42% | 46% | 50% | 46% | 62% | 81% | 87% |
| Kohorte 13/14 | 9 | 8 | 5 | 6 | 6 | 6 | 3 | | |
| Schwund in % | | 11% | 44% | 33% | 33% | 33% | 67% | | |
| Kohorte 14/15 | 22 | 20 | 12 | 13 | 10 | | | | |
| Schwund in % | | 9% | 45% | 41% | 55% | | | | |

| Religionswiss: BA LA | Fachsemester | | | | | | | | |
|-------------------------|-----------------------------|-----|-----|-----|-----|-----|------|-----|-----|
| | Abbruch oder Wechsel in RSZ | | | | | | >RSZ | | |
| | 1 | 2 | 3 | 4 | 5 | 6 | 7 | 8 | 9 |
| Kohorte 11/12 | 27 | 27 | 24 | 23 | 21 | 21 | 11 | 10 | 6 |
| Schwund in % | | | 11% | 15% | 22% | 22% | 59% | 63% | 78% |
| Kohorte 12/13 | 19 | 20 | 14 | 13 | 13 | 13 | 11 | 10 | 4 |
| Schwund in % | | -5% | 26% | 32% | 32% | 32% | 42% | 47% | 79% |
| Kohorte 13/14 | 30 | 30 | 21 | 18 | 16 | 14 | 8 | | |
| Schwund in % | | | 30% | 40% | 47% | 53% | 73% | | |
| Kohorte 14/15 | 38 | 36 | 27 | 28 | 20 | | | | |
| Schwund in % | | 5% | 29% | 26% | 47% | | | | |

Fortsetzung: Studienfallkohorten

| Religion M.Ed. Gym. 2.F. | Fachsemester | | | | | | |
|-----------------------------|--------------|-------|------|------|------|-----|------|
| | <= RSZ | | | | >RSZ | | |
| | 1 | 2 | 3 | 4 | 5 | 6 | 7 |
| Kohorte 10/11 | 4 | 4 | 4 | 4 | 2 | 1 | |
| Schwund in % | | | | | 50% | 75% | 100% |
| Kohorte 11/12 | 4 | 3 | 3 | 3 | 1 | 1 | 1 |
| Schwund in % | | 25% | 25% | 25% | 75% | 75% | 75% |
| Kohorte 12/13 | 2 | 2 | 2 | 2 | 1 | 1 | |
| Schwund in % | | | | | 50% | 50% | 100% |
| Kohorte 13/14 | 3 | 4 | 3 | 3 | 2 | 1 | |
| Schwund in % | | -33% | | | 33% | 67% | 100% |
| Kohorte 14/15 | 4 | 8 | 6 | 6 | 5 | | |
| Schwund in % | | -100% | -50% | -50% | -25% | | |

| Religion M.Ed. Grund | Fachsemester | | | | |
|-------------------------|--------------|------|------|------|------|
| | <= RSZ | | >RSZ | | |
| | 1 | 2 | 3 | 4 | 5 |
| Kohorte 10/11 | 3 | 3 | 1 | | |
| Schwund in % | | | 67% | 100% | 100% |
| Kohorte 11/12 | 9 | 8 | 2 | 1 | |
| Schwund in % | | 11% | 78% | 89% | 100% |
| Kohorte 12/13 | 4 | 3 | 3 | 3 | 1 |
| Schwund in % | | 25% | 25% | 25% | 75% |
| Kohorte 13/14 | 18 | 21 | 8 | 3 | 1 |
| Schwund in % | | -17% | 56% | 83% | 94% |

| Religion M.Ed.SonPä | Fachsemester | | | | | | |
|------------------------|--------------|-----|-----|-----|------|------|------|
| | <= RSZ | | | | >RSZ | | |
| | 1 | 2 | 3 | 4 | 5 | 6 | 7 |
| Kohorte 10/11 | 1 | 1 | 1 | 1 | 1 | 1 | 1 |
| Schwund in % | | | | | | | |
| Kohorte 11/12 | 1 | 1 | 1 | 1 | 1 | 1 | 1 |
| Schwund in % | | | | | | | |
| Kohorte 12/13 | 2 | 1 | 1 | 1 | | | |
| Schwund in % | | 50% | 50% | 50% | 100% | 100% | 100% |
| Kohorte 13/14 | 6 | 6 | 5 | 5 | 5 | 5 | |
| Schwund in % | | | 17% | 17% | 17% | 17% | 100% |

| Religion M.Ed. Sek | Fachsemester | | | | |
|-----------------------|--------------|-----|------|-----|------|
| | <= RSZ | | >RSZ | | |
| | 1 | 2 | 3 | 4 | 5 |
| Kohorte 09/10 | 2 | 2 | 2 | 2 | |
| Schwund in % | | | | | 100% |
| Kohorte 10/11 | 4 | 4 | 3 | 2 | 1 |
| Schwund in % | | | 25% | 50% | 75% |
| Kohorte 11/12 | 3 | 3 | 3 | 3 | |
| Schwund in % | | | | | 100% |
| Kohorte 12/13 | 5 | 4 | 4 | 3 | 1 |
| Schwund in % | | 20% | 20% | 40% | 80% |
| Kohorte 13/14 | 7 | 7 | 5 | 4 | 1 |
| Schwund in % | | | 29% | 43% | 86% |

| Transkulturelle Studien Master | Fachsemester | | | | | | | | |
|-----------------------------------|--------------|------|-----|-----|---------------------------|-----|-----|-----|------|
| | <=RSZ | | | | > RSZ/Abgang wg. Abschluß | | | | |
| | 1 | 2 | 3 | 4 | 5 | 6 | 7 | 8 | 9 |
| Kohorte 09/10 | 13 | 15 | 13 | 13 | 8 | 6 | 4 | 1 | |
| Schwund in % | | -15% | | | 38% | 54% | 69% | 92% | 100% |
| Kohorte 10/11 | 24 | 22 | 21 | 20 | 20 | 17 | 8 | 5 | 2 |
| Schwund in % | | 8% | 13% | 17% | 17% | 29% | 67% | 79% | 92% |
| Kohorte 11/12 | 26 | 25 | 21 | 22 | 22 | 16 | 10 | 7 | 4 |
| Schwund in % | | 4% | 19% | 15% | 15% | 38% | 62% | 73% | 85% |
| Kohorte 12/13 | 15 | 18 | 15 | 13 | 14 | 11 | 5 | 3 | 1 |
| Schwund in % | | -20% | | 13% | 7% | 27% | 67% | 80% | 93% |
| Kohorte 13/14 | 23 | 22 | 20 | 21 | 19 | 15 | 8 | | |
| Schwund in % | | 4% | 13% | 9% | 17% | 35% | 65% | | |
| Kohorte 14/15 | 22 | 24 | 22 | 22 | 20 | | | | |
| Schwund in % | | -9% | | | 9% | | | | |

7. Abschlussprüfungen im Prüfungsjahr 2016 (01.10.2015-30.09.2016)

| Fach | Abschluss | WS 15/16 | | | SoSe 16 | | | Prüfungsjahr 2016 | | |
|--------------------------|----------------|----------|----|-----|---------|----|-----|-------------------|----|-----|
| | | M | W | Ges | M | W | Ges | M | W | Ges |
| Komplexes Entscheiden | Master | 10 | 6 | 16 | 6 | 8 | 14 | 16 | 14 | 30 |
| Komm.&Medienwiss. | BA FWmP PF | 14 | 19 | 33 | 7 | 29 | 36 | 21 | 48 | 69 |
| Komm.&Medienwiss. | BA FWmP KF | 3 | 11 | 14 | 1 | 11 | 12 | 4 | 22 | 26 |
| Kulturwissenschaft | Bachelor HF | 8 | 10 | 18 | | | | 8 | 10 | 18 |
| Kulturwissenschaft | Bachelor NF | 2 | 6 | 8 | | 1 | 1 | 2 | 7 | 9 |
| Kulturwissenschaft | BA FWmP PF | 3 | 21 | 24 | | 16 | 16 | 3 | 37 | 40 |
| Kulturwissenschaft | BA FWmP KF | 6 | 9 | 15 | 5 | 18 | 23 | 11 | 27 | 38 |
| Kunstpäd/Kunstwiss. | Bachelor HF | | 5 | 5 | | | | | 5 | 5 |
| Kunstpäd/Kunstwiss. | Bachelor NF | 1 | 3 | 4 | | | | 1 | 3 | 4 |
| Kunst-Medien-Ästh. Bild. | BA BiPEb 1. UF | | 1 | 1 | | | | | 1 | 1 |
| Kunst-Medien-Ästh. Bild. | BA BiPEb 2. UF | | 4 | 4 | | 7 | 7 | | 11 | 11 |
| Kunst-Medien-Ästh. Bild. | BA BiPEb EF | | 21 | 21 | | 11 | 11 | | 32 | 32 |

Fortsetzung. Abschlussprüfungen im Prüfungsjahr 2016

| Fach | Abschluss | WS 15/16 | | | SoSe 16 | | | Prüfungsjahr 2016 | | |
|-------------------------------|-----------------------|-----------|------------|------------|-----------|------------|------------|-------------------|------------|------------|
| | | M | W | Ges | M | W | Ges | M | W | Ges |
| Kunst-Medien-Ästh. Bild. | BA FWmP PF | | | | 1 | 17 | 18 | 1 | 17 | 18 |
| Kunst-Medien-Ästh. Bild. | BA FWmP KF | 1 | 3 | 4 | 1 | 3 | 4 | 2 | 6 | 8 |
| Kunst-Medien-Ästh. Bild. | BA LA Gym/OS 1.F. | | | | | 2 | 2 | | 2 | 2 |
| Kunst-Medien-Ästh. Bild. | BA LA Gym/OS 2.F. | 1 | 16 | 17 | 2 | 14 | 16 | 3 | 30 | 33 |
| Kunstpäd/Kunstwiss. | 2 Fach B.A. FBW | | 6 | 6 | | | | | 6 | 6 |
| Kunstpäd/Kunstwiss. | 1 Fach Master Ed. Alt | | 7 | 7 | | 7 | 7 | | 14 | 14 |
| Kunstpäd/Kunstwiss. | 2 Fach Master Ed. Alt | 1 | 19 | 20 | 2 | 13 | 15 | 3 | 32 | 35 |
| Kunst-Medien-Ästh.Bild. | M.Ed.Grund 2.UF | | | | | 5 | 5 | | 5 | 5 |
| Kunst-Medien-Ästh.Bild. | M.Ed.Gy/OS 2.LF | 1 | | 1 | | 5 | 5 | 1 | 5 | 6 |
| Kunst-Medien-Ästh.Bild. | MEd.InkIPä EF | | | | | 1 | 1 | | 1 | 1 |
| Kunst und Kulturvermittlung | Master | | 3 | 3 | 1 | 3 | 4 | 1 | 6 | 7 |
| Medienkultur | Master | | 5 | 5 | 5 | 12 | 17 | 5 | 17 | 22 |
| Musikwissenschaft | Bachelor HF | 1 | | 1 | | | | 1 | | 1 |
| Musikpädagogik | BA BiPEb 1. UF | | 1 | 1 | | | | | 1 | 1 |
| Musikpädagogik | BA BiPEb 2. UF | | 2 | 2 | | | | | 2 | 2 |
| Musikpädagogik | BA BiPEb EF | | | | | 1 | 1 | | 1 | 1 |
| Musikpädagogik | BA LA Gym/OS 1.F. | 1 | 3 | 4 | 1 | | 1 | 2 | 3 | 5 |
| Musikpädagogik | BA LA Gym/OS 2.F. | | | | | 1 | 1 | | 1 | 1 |
| Musikpädagogik | 2 Fach B.A. FBW | 2 | | 2 | | | | 2 | | 2 |
| Musikwissenschaft | BA FWmP PF | 1 | | 1 | | 1 | 1 | 1 | 1 | 2 |
| Musikpäd/Musikwiss. | 2 Fach Master Ed. Alt | | 3 | 3 | 2 | | 2 | 2 | 3 | 5 |
| Musikpädagogik | M.Ed.Grund 2.UF | | | | | 2 | 2 | | 2 | 2 |
| Musikpädagogik | M.Ed.Grund EF | | | | | 1 | 1 | | 1 | 1 |
| Musikpädagogik | M.Ed.Gy/OS 1.LF | | | | 2 | 2 | 4 | 2 | 2 | 4 |
| Musikpädagogik | MEd.InkIPä EF | | | | | 1 | 1 | | 1 | 1 |
| Philosophie | Bachelor HF | 2 | 2 | 4 | 1 | | 1 | 3 | 2 | 5 |
| Philosophie | Bachelor NF | 3 | 1 | 4 | 1 | 1 | 2 | 4 | 2 | 6 |
| Philosophie | BA FWmP PF | 2 | 2 | 4 | 1 | 2 | 3 | 3 | 4 | 7 |
| Philosophie | BA FWmP KF | 3 | 2 | 5 | | 9 | 9 | 3 | 11 | 14 |
| Religionswiss./Religionspäd. | Bachelor NF | 3 | | 3 | | | | 3 | | 3 |
| Religionswiss./Religionspäd. | BA BiPEb EF | | 5 | 5 | | 1 | 1 | | 6 | 6 |
| Religionswiss./Religionspäd. | BA FWmP PF | | 2 | 2 | | 1 | 1 | | 3 | 3 |
| Religionswiss./Religionspäd. | BA FWmP KF | | | | | 3 | 3 | | 3 | 3 |
| Religionswiss./Religionspäd. | BA LA Gym/OS 1.F. | | | | | 1 | 1 | | 1 | 1 |
| Religionswiss./Religionspäd. | BA LA Gym/OS 2.F. | 2 | 2 | 4 | 1 | 4 | 5 | 3 | 6 | 9 |
| Religionswiss./Religionspäd. | 2 Fach B.A. FBW | | 2 | 2 | | | | | 2 | 2 |
| Religion | 1 Fach Master Ed. Alt | 2 | | 2 | | | | 2 | | 2 |
| Religion | 2 Fach Master Ed. Alt | 1 | 7 | 8 | | 2 | 2 | 1 | 9 | 10 |
| Religionsw./Religionspäd. | M.Ed.Grund 2.UF | | | | | 3 | 3 | | 3 | 3 |
| Religionsw./Religionspäd. | M.Ed.Grund EF | | | | | 2 | 2 | | 2 | 2 |
| Religionsw./Religionspäd. | M.Ed.Gy/OS 2.LF | | | | | 4 | 4 | | 4 | 4 |
| Sportwissenschaft/Bewegungsk. | Bachelor HF | 1 | | 1 | 1 | | 1 | 2 | | 2 |
| Sportwissenschaft/Bewegungsk. | Bachelor NF | | 1 | 1 | | | | | 1 | 1 |
| Sportwissenschaft/Bewegungsk. | BA FWmP KF | 13 | 4 | 17 | 5 | 5 | 10 | 18 | 9 | 27 |
| Transkulturelle Studien | Master | | 3 | 3 | 3 | 5 | 8 | 3 | 8 | 11 |
| FB Gesamt | | 88 | 217 | 305 | 49 | 235 | 284 | 137 | 452 | 589 |

8. Absolventen: Studiendauer und Alter im Prüfungsjahr 2016

| Fach | Abschluss | Anz | Studiendauer | | Alter | |
|------------------------------|-------------------|-----|--------------|--------|-------|--------|
| | | | MW | Median | MW | Median |
| Komm.&Medienwiss. | BA FWmP PF | 69 | 7,07 | 7 | 24,85 | 24,36 |
| Komplexes Entscheiden | Master | 30 | 7,93 | 8 | 29,3 | 28,83 |
| Kulturwissenschaft | Bachelor HF | 18 | 11,67 | 11 | 30,97 | 28,63 |
| Kulturwissenschaft | BA FWmP PF | 40 | 7,3 | 7 | 25,76 | 24,59 |
| Kunstpäd./Kunstwiss. | Bachelor HF | 5 | 12,8 | 12 | 32,65 | 31,61 |
| Kunst-Medien-Ästh.Bild. | BA FWmP PF | 18 | 6,94 | 7 | 25,6 | 24,41 |
| Kunst-Medien-Ästh.Bild. | BA BiPEb 1. UF | 1 | 6 | 6 | 23,53 | 23,53 |
| Kunst-Medien-Ästh.Bild. | BA LA Gym/OS 1.F. | 2 | 9 | 9 | 24,78 | 24,78 |
| Kunst | 1 Fach MED. alt | 14 | 5,86 | 5,5 | 27,79 | 26,62 |
| Kunst und Kulturvermittlung | Master | 7 | 6,86 | 7 | 30,21 | 28,36 |
| Medienkultur | Master | 22 | 6,14 | 6 | 27,94 | 27,82 |
| Musikwissenschaft | Bachelor HF | 1 | 11 | 11 | 40,19 | 40,19 |
| Musikwissenschaft | BA FWmP PF | 2 | 7 | 7 | 23,65 | 23,65 |
| Musikpädagogik | BA BiPEb 1. UF | 1 | 7 | 7 | 24,48 | 24,48 |
| Musikpädagogik | BA LA Gym/OS 1.F. | 5 | 6,8 | 6 | 24,1 | 24,12 |
| Musikpädagogik | 1 Fach MED. neu | 4 | 4 | 4 | 28,51 | 26,25 |
| Philosophie | Bachelor HF | 5 | 10,4 | 9 | 34,22 | 32,55 |
| Philosophie | BA FWmP PF | 7 | 7,14 | 7 | 24,57 | 24,21 |
| Religionswiss./Religionspäd. | BA FWmP PF | 3 | 7,33 | 7 | 31,31 | 24,42 |
| Religionswiss./Religionspäd. | BA LA Gym/OS 1.F. | 1 | 8 | 8 | 24,67 | 24,67 |
| Religion | 1 Fach MED. alt | 2 | 4 | 4 | 27,24 | 27,24 |
| Sport & Bewegungskultur | Bachelor HF | 2 | 17,5 | 17,5 | 32,57 | 32,57 |
| Transkulturelle Studien | Master | 11 | 6,45 | 6 | 28,6 | 28,02 |

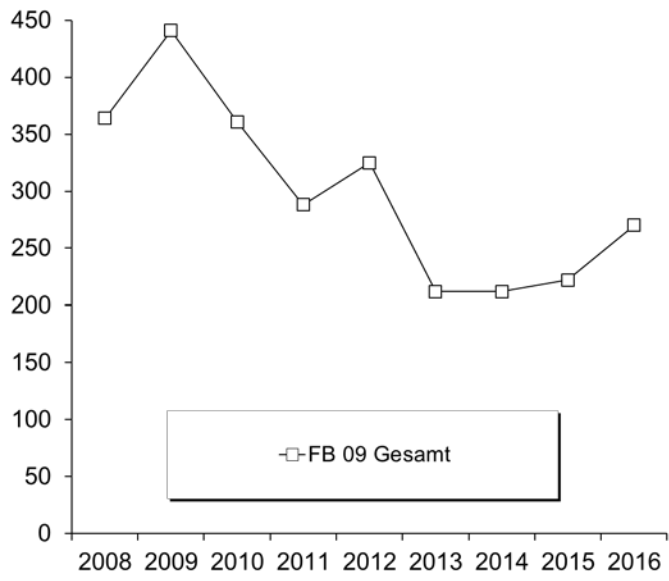
9. Absolventen im Zeitverlauf vom Prüfungsjahr 2008-2016

| Fach | Abschluss | | 2008 | 2009 | 2010 | 2011 | 2012 | 2013 | 2014 | 2015 | 2016 |
|-------------------------|----------------------|------------|-----------|-----------|-----------|-----------|-----------|-----------|-----------|-----------|-----------|
| Komplexes Entscheiden | Master | M | | | | | | 4 | 11 | 14 | 16 |
| | | W | | | | | | 4 | 15 | 13 | 14 |
| | | Ges | | | | | | | 8 | 26 | 27 |
| Komm.&Medienwiss. | BA FWmP PF | M | | | | | | | 1 | 4 | 21 |
| | | W | | | | | | | 3 | 23 | 48 |
| | | Ges | | | | | | | 4 | 27 | 69 |
| Kulturwissenschaft | Bachelor HF | M | 5 | 4 | 13 | 12 | 6 | 11 | 11 | 9 | 8 |
| | | W | 12 | 29 | 43 | 53 | 58 | 58 | 54 | 23 | 10 |
| | | Ges | 17 | 33 | 56 | 65 | 64 | 69 | 65 | 32 | 18 |
| Kulturwissenschaft | BA FWmP PF | M | | | | | | | | | 3 |
| | | W | | | | | | | 8 | 15 | 37 |
| | | Ges | | | | | | | 8 | 15 | 40 |
| Kunstwiss./Kunstpäd. | Bachelor HF | M | 1 | | 7 | | 4 | 8 | 1 | | |
| | | W | 4 | 15 | 23 | 28 | 21 | 34 | 16 | 17 | 5 |
| | | Ges | 5 | 15 | 30 | 28 | 25 | 42 | 17 | 17 | 5 |
| Kunst-Medien-Ästh.Bild. | BA BiPEb 1.UF | M | | | | | | | | | |
| | | W | | | | | | | | | 1 |
| | | Ges | | | | | | | | | |
| Kunst-Medien-Ästh.Bild. | BA FWmP PF | M | | | | | | | | | 1 |
| | | W | | | | | | | | 8 | 17 |
| | | Ges | | | | | | | | 8 | 18 |
| Kunst-Medien-Ästh.Bild. | BA LA Gym/OS 1.F. | M | | | | | | | 1 | | |
| | | W | | | | | | | | | 2 |
| | | Ges | | | | | | | 1 | | 2 |
| Kunst | 1. F. Master Ed. Alt | M | | | | | | 1 | 2 | 1 | |
| | | W | | | | | 4 | 10 | 14 | 15 | 14 |
| | | Ges | | | | | 4 | 11 | 16 | 16 | 14 |

Fortsetzung: Absolventen im Zeitverlauf

| Fach | Abschluss | | 2008 | 2009 | 2010 | 2011 | 2012 | 2013 | 2014 | 2015 | 2016 |
|-----------------------------------|----------------------|------------|------------|------------|------------|------------|------------|------------|------------|------------|------------|
| Kunst- und Kulturvermittlung | Master | M | 1 | 1 | | | | | 2 | 1 | 1 |
| | | W | 2 | 9 | 5 | 6 | 6 | 17 | 11 | 13 | 6 |
| | | Ges | 3 | 10 | 5 | 6 | 6 | 17 | 13 | 14 | 7 |
| Medienkultur | Master | M | | 2 | 4 | | 2 | 10 | 3 | 2 | 5 |
| | | W | 7 | 6 | 12 | 17 | 16 | 12 | 13 | 21 | 17 |
| | | Ges | 7 | 8 | 16 | 17 | 18 | 22 | 16 | 23 | 22 |
| Musikwissenschaft | Bachelor HF | M | | 1 | 4 | 3 | 3 | 2 | 2 | 1 | 1 |
| | | W | | | 4 | 3 | 4 | | 2 | 2 | |
| | | Ges | | 1 | 8 | 6 | 7 | 2 | 4 | 3 | 1 |
| Musikpädagogik | BA BiPEb 1.UF | M | | | | | | | | | |
| | | W | | | | | | | | | 1 |
| | | Ges | | | | | | | | | |
| Musikwissenschaft | BA FWmP PF | M | | | | | | | | | 1 |
| | | W | | | | | | | | | 1 |
| | | Ges | | | | | | | | | |
| Musikpädagogik | BA LA Gym/OS 1.F. | M | | | | | | | 1 | 6 | 2 |
| | | W | | | | | | | 1 | 1 | 3 |
| | | Ges | | | | | | | | 2 | 7 |
| Musikpädagogik | 1. F. Master Ed. Alt | M | | | | | | | 1 | 1 | |
| | | W | | | | | | | | 1 | |
| | | Ges | | | | | | | | 1 | 2 |
| Musikpädagogik | M.Ed.GY/OS 1.LF | M | | | | | | | | | 2 |
| | | W | | | | | | | | | 2 |
| | | Ges | | | | | | | | | |
| Philosophie | Bachelor HF | M | | 1 | 1 | 4 | 2 | 6 | 4 | 5 | 3 |
| | | W | | 1 | 4 | 1 | 3 | 6 | 3 | 1 | 2 |
| | | Ges | | 2 | 5 | 5 | 5 | 12 | 7 | 6 | 5 |
| Philosophie | BA FWmP PF | M | | | | | | | | | 3 |
| | | W | | | | | | | | 2 | 4 |
| | | Ges | | | | | | | | | 2 |
| Religionswiss./Religionspäd. | BA FWmP PF | M | | | | | | | | 1 | |
| | | W | | | | | | | 1 | 1 | 3 |
| | | Ges | | | | | | | | 1 | 2 |
| Religionswiss./Religionspäd. | BA LA Gym/OS 1.F. | M | | | | | | | | | |
| | | W | | | | | | | | | 1 |
| | | Ges | | | | | | | | | |
| Religion | 1. F. Master Ed. Alt | M | | | | | | | 1 | | 2 |
| | | W | | | | | | | 1 | 1 | |
| | | Ges | | | | | | | | 2 | 1 |
| Sportwissenschaft/Bewegungskultur | Bachelor HF | M | 12 | 15 | 6 | 4 | 1 | 1 | 1 | | 2 |
| | | W | 16 | 21 | 3 | 4 | | 1 | | | |
| | | Ges | 28 | 36 | 9 | 8 | 1 | 2 | 1 | | |
| Transkult. Studien | Master | M | | | | 4 | 2 | 1 | 3 | 1 | 3 |
| | | W | | | | 3 | 2 | 8 | 13 | 15 | 8 |
| | | Ges | | | | 7 | 4 | 9 | 16 | 16 | 11 |
| FB 09 Gesamt | | M | 114 | 152 | 103 | 89 | 82 | 54 | 52 | 47 | 74 |
| | | W | 250 | 289 | 258 | 199 | 243 | 158 | 160 | 175 | 196 |
| | | Ges | 364 | 441 | 361 | 288 | 325 | 212 | 212 | 222 | 270 |

Fortsetzung: Absolventen im Zeitverlauf



K. Fachbereich 10

1. Studienfälle nach Fachsemestern im WS 16/17

| Studiengang | Abschluß | G | 1 | 2 | 3 | 4 | 5 | 6 | 7 | 8 | 9 | 10 | 11 | 12 | 13-14 | >14 | Ges | RSZ |
|--------------------------|---------------------|------------|------------|----------|------------|----------|-----------|----------|-----------|----------|-----------|----------|----------|----------|----------|----------|------------|------------|
| English-Speaking Cult. | BA BiPEB | EF M | 2 | | | | | | | | | | | | | | 2 | 2 |
| English-Speaking Cult. | BA BiPEB | EF W | 6 | 1 | 5 | | 1 | | | | | | | | | | 13 | 13 |
| | | Ges | 8 | 1 | 5 | | 1 | | | | | | | | | | 15 | 15 |
| English-Speaking Cult. | BA BiPEB | UF M | | | 1 | | | | | | | | | | | | 1 | 1 |
| English-Speaking Cult. | BA BiPEB | UF W | 9 | | 9 | 1 | 6 | | | | | | | | | 1 | 26 | 25 |
| | | Ges | 9 | | 10 | 1 | 6 | | | | | | | | | 1 | 27 | 26 |
| English-Speaking Cult. | BA FWmP | KF M | 13 | | 11 | | 2 | | 1 | 1 | 1 | | 1 | | 2 | | 32 | 26 |
| English-Speaking Cult. | BA FWmP | KF W | 34 | | 20 | | 13 | | 13 | 1 | 3 | 1 | 1 | | 2 | | 88 | 67 |
| | | Ges | 47 | | 31 | | 15 | | 14 | 2 | 4 | 1 | 2 | | 4 | | 120 | 93 |
| English-Speaking Cult. | BA FWmP | PF M | 16 | | 7 | 1 | | | 1 | | 2 | | | | 1 | 2 | 30 | 24 |
| English-Speaking Cult. | BA FWmP | PF W | 47 | 1 | 28 | | 9 | | 12 | 1 | 6 | | 4 | | 2 | 4 | 114 | 85 |
| | | Ges | 63 | 1 | 35 | 1 | 9 | | 13 | 1 | 8 | | 4 | | 3 | 6 | 144 | 109 |
| English-Speaking Cult. | BA LA Gy/Obers. | LF M | 19 | | 22 | | 21 | 2 | 10 | | 1 | 1 | 6 | | 1 | 2 | 85 | 64 |
| English-Speaking Cult. | BA LA Gy/Obers. | LF W | 66 | 2 | 48 | 3 | 32 | 3 | 19 | 2 | 5 | 1 | 3 | | 4 | 2 | 190 | 154 |
| | | Ges | 85 | 2 | 70 | 3 | 53 | 5 | 29 | 2 | 6 | 2 | 9 | | 5 | 4 | 275 | 218 |
| English-Speaking Cult. | M.Ed.berufl. | LF M | 1 | | 1 | | 1 | | | | | | | | | | 3 | 2 |
| English-Speaking Cult. | M.Ed.berufl. | LF W | | | 1 | | | | | | | | | | | | 1 | 1 |
| | | Ges | 1 | | 2 | | 1 | | | | | | | | | | 4 | 3 |
| English-Speaking Cult. | M.Ed.Grund | EF W | 2 | | | | | | | | | | | | | | 2 | 2 |
| | | Ges | 2 | | | | | | | | | | | | | | 2 | 2 |
| English-Speaking Cult. | M.Ed.Grund | UF W | 5 | | 1 | | | | | | | | | | | | 6 | 6 |
| | | Ges | 5 | | 1 | | | | | | | | | | | | 6 | 6 |
| English-Speaking Cult. | M.Ed.Gym/Obers. | LF M | 4 | 1 | 7 | 1 | | | | | | | | | | | 13 | 13 |
| English-Speaking Cult. | M.Ed.Gym/Obers. | LF W | 20 | 1 | 15 | | 7 | | | | | | | | | | 43 | 36 |
| | | Ges | 24 | 2 | 22 | 1 | 7 | | | | | | | | | | 56 | 49 |
| English-Speaking Cult. | M.Ed.Inkl.Päd/Sonp. | EF W | 2 | | 1 | | | | | | | | | | | | 3 | 3 |
| | | Ges | 2 | | 1 | | | | | | | | | | | | 3 | 3 |
| Frankoroman./Französisch | BA FWmP | KF M | 4 | | 1 | | | | | | 1 | | | | | | 6 | 5 |
| Frankoroman./Französisch | BA FWmP | KF W | 6 | | 8 | | 4 | 1 | 1 | 1 | 3 | | | | | | 24 | 19 |
| | | Ges | 10 | | 9 | | 4 | 1 | 1 | 1 | 4 | | | | | | 30 | 24 |
| Frankoroman./Französisch | BA FWmP | PF M | 2 | | 1 | | | | | | | | | | | 1 | 4 | 3 |
| Frankoroman./Französisch | BA FWmP | PF W | 8 | | 1 | | 1 | | 1 | 1 | | | 1 | | 1 | | 14 | 10 |
| | | Ges | 10 | | 2 | | 1 | | 1 | 1 | | | 1 | | 1 | 1 | 18 | 13 |
| Frankoroman./Französisch | BA LA Gy/Obers. | LF M | 7 | 1 | 9 | | 5 | 1 | 2 | | 2 | 2 | | | | | 29 | 23 |
| Frankoroman./Französisch | BA LA Gy/Obers. | LF W | 44 | 1 | 39 | 3 | 20 | 1 | 12 | 2 | 2 | | 2 | 1 | 1 | 2 | 130 | 108 |
| | | Ges | 51 | 2 | 48 | 3 | 25 | 2 | 14 | 2 | 4 | 2 | 2 | 1 | 1 | 2 | 159 | 131 |
| Frankoroman./Französisch | M.Ed.Gym/Obers. | LF M | 1 | | | | | | | | | | | | | | 1 | 1 |
| Frankoroman./Französisch | M.Ed.Gym/Obers. | LF W | 19 | 4 | 23 | 1 | 2 | | | | | | | | | | 49 | 47 |
| | | Ges | 20 | 4 | 23 | 1 | 2 | | | | | | | | | | 50 | 48 |
| Germanistik / Deutsch | BA BiPEB | EF M | 13 | | 7 | | 8 | 1 | 4 | | 1 | | | | | | 34 | 29 |
| Germanistik / Deutsch | BA BiPEB | EF W | 41 | | 32 | 2 | 26 | | 3 | | 1 | | 1 | | | | 106 | 101 |
| | | Ges | 54 | | 39 | 2 | 34 | 1 | 7 | | 2 | | 1 | | | | 140 | 130 |
| Germanistik / Deutsch | BA BiPEB | UF M | 24 | | 21 | | 10 | | 9 | | 5 | | 1 | | 2 | | 72 | 55 |
| Germanistik / Deutsch | BA BiPEB | UF W | 106 | 6 | 83 | 3 | 73 | 3 | 25 | 1 | 11 | | 2 | 1 | 1 | | 315 | 274 |
| | | Ges | 130 | 6 | 104 | 3 | 83 | 3 | 34 | 1 | 16 | | 3 | | 3 | 1 | 387 | 329 |
| Germanistik / Deutsch | BA FWmP | KF M | 6 | | 7 | | 4 | | 2 | | 2 | | | | 1 | | 24 | 17 |
| Germanistik / Deutsch | BA FWmP | KF W | 28 | | 23 | | 15 | 2 | 8 | | 4 | | 3 | | | 2 | 85 | 68 |
| | | Ges | 34 | | 30 | | 19 | 2 | 10 | | 6 | | 5 | | 1 | 2 | 109 | 85 |
| Germanistik / Deutsch | BA FWmP | PF M | 12 | | 5 | | 9 | | 7 | 1 | 6 | | 1 | | 2 | 1 | 44 | 26 |
| Germanistik / Deutsch | BA FWmP | PF W | 49 | 1 | 38 | | 36 | 2 | 20 | 3 | 6 | | 5 | | 1 | | 161 | 126 |
| | | Ges | 61 | 1 | 43 | | 45 | 2 | 27 | 4 | 12 | | 6 | | 3 | 1 | 205 | 152 |
| Germanistik / Deutsch | BA LA Gy/Obers. | LF M | 28 | | 24 | | 25 | 1 | 9 | 1 | 8 | 2 | 6 | | 2 | 2 | 108 | 78 |
| Germanistik / Deutsch | BA LA Gy/Obers. | LF W | 67 | 4 | 83 | 1 | 56 | 2 | 26 | 1 | 10 | | 2 | 3 | 7 | | 262 | 213 |
| | | Ges | 95 | 4 | 107 | 1 | 81 | 3 | 35 | 2 | 18 | 2 | 8 | 3 | 9 | 2 | 370 | 291 |

Fortsetzung: Studienfälle nach Fachsemestern

| Studiengang | Abschluß | G | | 1 | 2 | 3 | 4 | 5 | 6 | 7 | 8 | 9 | 10 | 11 | 12 | 13-14 | >14 | Ges | RSZ |
|---------------------------|---------------------|------------|--|-----------|----------|-----------|----------|-----------|----------|-----------|----------|----------|----------|----------|----------|----------|----------|------------|------------|
| Germanistik / Deutsch | M.Ed.berufl. | LF M | | | 1 | 1 | | | | | | | | | | | | 2 | 2 |
| Germanistik / Deutsch | M.Ed.berufl. | LF W | | 1 | 2 | 1 | | | | | | | | | | | | 4 | 4 |
| | | Ges | | 1 | 3 | 2 | | | | | | | | | | | | 6 | 6 |
| Germanistik / Deutsch | M.Ed.Grund | EF M | | | | 1 | | | | | | | | | | | | 1 | 1 |
| Germanistik / Deutsch | M.Ed.Grund | EF W | | 11 | | 21 | | 9 | | | | | | | | | | 41 | 32 |
| | | Ges | | 11 | | 22 | | 9 | | | | | | | | | | 42 | 33 |
| Germanistik / Deutsch | M.Ed.Grund | UF M | | 2 | | 7 | | 3 | | | | | | | | | | 12 | 9 |
| Germanistik / Deutsch | M.Ed.Grund | UF W | | 34 | 2 | 33 | 1 | 10 | | | | | | | | | | 80 | 70 |
| | | Ges | | 36 | 2 | 40 | 1 | 13 | | | | | | | | | | 92 | 79 |
| Germanistik / Deutsch | M.Ed.Gym/Obers. | LF M | | 16 | | 13 | | 1 | | | | | | | | | | 30 | 29 |
| Germanistik / Deutsch | M.Ed.Gym/Obers. | LF W | | 33 | 2 | 35 | 3 | 16 | | | | | | | | | | 89 | 73 |
| | | Ges | | 49 | 2 | 48 | 3 | 17 | | | | | | | | | | 119 | 102 |
| Germanistik / Deutsch | M.Ed.Inkl.Päd/Sonp. | EF W | | 2 | | 2 | | 1 | | | | | | | | | | 5 | 4 |
| | | Ges | | 2 | | 2 | | 1 | | | | | | | | | | 5 | 4 |
| Germanistik / Deutsch | M.Ed.Inkl.Päd/Sonp. | UF M | | 7 | 1 | 5 | | 1 | | | | | | | | | | 14 | 13 |
| Germanistik / Deutsch | M.Ed.Inkl.Päd/Sonp. | UF W | | 44 | | 76 | | 20 | | | | | | | | | | 140 | 120 |
| | | Ges | | 51 | 1 | 81 | | 21 | | | | | | | | | | 154 | 133 |
| Germanistik/Deutsch | Master | M | | | 1 | 3 | | 1 | | 1 | | | 1 | | | 2 | | 10 | 4 |
| Germanistik/Deutsch | Master | W | | 7 | | 12 | 2 | 18 | 1 | 7 | 1 | 1 | 1 | | | | | 50 | 21 |
| | | Ges | | 7 | 1 | 15 | 2 | 19 | 1 | 8 | 1 | 2 | 2 | 2 | 2 | 2 | | 60 | 25 |
| Hispanistik / Spanisch | BA FWmP | KF M | | 1 | | 1 | | | | | | 1 | | | | | | 3 | 2 |
| Hispanistik / Spanisch | BA FWmP | KF W | | 7 | | 4 | | 3 | | 1 | 2 | 1 | | 1 | | 1 | | 20 | 14 |
| | | Ges | | 8 | | 5 | | 3 | | 1 | 2 | 2 | | 1 | | 1 | | 23 | 16 |
| Hispanistik / Spanisch | BA FWmP | PF M | | 3 | | | | | | | | 3 | | | | | | 6 | 3 |
| Hispanistik / Spanisch | BA FWmP | PF W | | 8 | | 4 | | 5 | | 1 | 1 | | | 1 | | | | 20 | 17 |
| | | Ges | | 11 | | 4 | | 5 | | 1 | 1 | 3 | | 1 | | | | 26 | 20 |
| Hispanistik / Spanisch | BA LA Gy/Obers. | LF M | | 11 | | 5 | | 8 | 1 | 4 | | 1 | | 1 | | 1 | | 32 | 25 |
| Hispanistik / Spanisch | BA LA Gy/Obers. | LF W | | 32 | 1 | 23 | 1 | 23 | 1 | 10 | 1 | 3 | | 3 | | 2 | 1 | 101 | 81 |
| | | Ges | | 43 | 1 | 28 | 1 | 31 | 2 | 14 | 1 | 4 | | 4 | | 3 | 1 | 133 | 106 |
| Hispanistik / Spanisch | M.Ed.Gym/Obers. | LF M | | 4 | 1 | 4 | | 1 | | | | | | | | | | 10 | 9 |
| Hispanistik / Spanisch | M.Ed.Gym/Obers. | LF W | | 15 | | 13 | 1 | 5 | | | | | | | | | | 34 | 29 |
| | | Ges | | 19 | 1 | 17 | 1 | 6 | | | | | | | | | | 44 | 38 |
| Language Sciences I | Master | M | | | | 2 | | | | | | | | | | | | 2 | 2 |
| Language Sciences I | Master | W | | 7 | | 8 | | 4 | | 4 | | 1 | | | | | | 24 | 15 |
| | | Ges | | 7 | | 10 | | 4 | | 4 | | 1 | | | | | | 26 | 17 |
| Linguistik / Language Sc. | BA FWmP | KF M | | 12 | | 1 | | 4 | | 1 | | 1 | 1 | | | | | 20 | 17 |
| Linguistik / Language Sc. | BA FWmP | KF W | | 18 | | 12 | | 11 | 1 | 7 | 2 | | 2 | 1 | 1 | 1 | 1 | 57 | 42 |
| | | Ges | | 30 | | 13 | | 15 | 1 | 8 | 2 | 1 | 3 | 1 | 1 | 1 | 1 | 77 | 59 |
| Linguistik / Language Sc. | BA FWmP | PF M | | 9 | | 8 | | 2 | | 4 | | 2 | | 2 | 1 | 2 | | 30 | 19 |
| Linguistik / Language Sc. | BA FWmP | PF W | | 17 | | 20 | | 9 | | 5 | 1 | 2 | | 1 | 1 | 3 | | 59 | 46 |
| | | Ges | | 26 | | 28 | | 11 | | 9 | 1 | 4 | | 3 | 2 | 5 | | 89 | 65 |
| Transkulturelle Studien | Master | M | | 5 | | 4 | | 1 | | | | | | 1 | | | | 11 | 9 |
| Transkulturelle Studien | Master | W | | 15 | 1 | 19 | 4 | 19 | 5 | 8 | | 1 | 1 | 2 | 1 | | | 76 | 39 |
| | | Ges | | 20 | 1 | 23 | 4 | 20 | 5 | 8 | | 1 | 1 | 3 | 1 | | | 87 | 48 |
| Transnat.Literaturwiss. | Master | M | | | | 2 | 1 | 3 | | 1 | | | | | | | | 7 | 3 |
| Transnat.Literaturwiss. | Master | W | | 14 | 3 | 17 | 4 | 10 | 1 | 7 | 1 | 2 | | 2 | | | | 61 | 38 |
| | | Ges | | 14 | 3 | 19 | 5 | 13 | 1 | 8 | 1 | 2 | | 2 | | | | 68 | 41 |

Studienfälle im FB 10: 3171

2. Studienfälle nach Hochschulsesemestern im WS 16/17

| Studiengang | Abschluß | G | | 1 | 2 | 3 | 4 | 5 | 6 | 7 | 8 | 9 | 10 | 11 | 12 | 13-14 | >14 | Ges | RSZ |
|------------------------|----------|------------|--|-----------|----------|-----------|----------|-----------|----------|-----------|----------|----------|----------|----------|----|----------|----------|------------|-----|
| English-Speaking Cult. | BA BiPEB | EF M | | 2 | | | | | | | | | | | | | | 2 | |
| English-Speaking Cult. | BA BiPEB | EF W | | 5 | | 5 | | 1 | | | | | | 1 | | 1 | | 13 | |
| | | Ges | | 7 | | 5 | | 1 | | | | | | 1 | | 1 | | 15 | |
| English-Speaking Cult. | BA BiPEB | UF M | | | | | | | | | | 1 | | | | | | 1 | |
| English-Speaking Cult. | BA BiPEB | UF W | | 7 | 1 | 9 | | 6 | | | | | 1 | | | | 1 | 26 | |
| | | Ges | | 7 | 1 | 9 | | 6 | | | | | 1 | | | | 1 | 27 | |
| English-Speaking Cult. | BA FWmP | KF M | | 8 | | 10 | | 4 | | 3 | | 1 | 2 | 1 | | 1 | 2 | 32 | |
| English-Speaking Cult. | BA FWmP | KF W | | 23 | | 21 | 1 | 12 | 2 | 14 | 1 | 8 | | 3 | | 1 | 2 | 88 | |
| | | Ges | | 31 | | 31 | 1 | 16 | 2 | 17 | 1 | 9 | 2 | 4 | | 2 | 4 | 120 | |

Fortsetzung: Studienfälle nach Hochschulsesemestern

| Studiengang | Abschluß | G | 1 | 2 | 3 | 4 | 5 | 6 | 7 | 8 | 9 | 10 | 11 | 12 | 13-14 | >14 | Ges |
|--------------------------|---------------------|------------|-----------|----------|-----------|----------|-----------|-----------|-----------|-----------|-----------|-----------|-----------|-----------|-----------|------------|------------|
| English-Speaking Cult. | BA FWmP | PF M | 12 | | 9 | 1 | 1 | | 1 | | 1 | | | 1 | | 4 | 30 |
| English-Speaking Cult. | BA FWmP | PF W | 41 | 1 | 22 | | 11 | 1 | 12 | 1 | 10 | 1 | 4 | 1 | 3 | 6 | 114 |
| | | Ges | 53 | 1 | 31 | 1 | 12 | 1 | 13 | 1 | 11 | 1 | 4 | 2 | 3 | 10 | 144 |
| English-Speaking Cult. | BA LA Gy/Obers. | LF M | 13 | 1 | 9 | 1 | 17 | 1 | 15 | 1 | 7 | 1 | 4 | 2 | 9 | 4 | 85 |
| English-Speaking Cult. | BA LA Gy/Obers. | LF W | 40 | 3 | 45 | | 26 | 4 | 19 | 6 | 11 | 1 | 12 | 1 | 7 | 15 | 190 |
| | | Ges | 53 | 4 | 54 | 1 | 43 | 5 | 34 | 7 | 18 | 2 | 16 | 3 | 16 | 19 | 275 |
| English-Speaking Cult. | M.Ed.berufl. | LF M | | | | | | | | | | | | 1 | 2 | | 3 |
| English-Speaking Cult. | M.Ed.berufl. | LF W | | | | | | | | | 1 | | | | | | 1 |
| | | Ges | | | | | | | | | 1 | | | 1 | 2 | | 4 |
| English-Speaking Cult. | M.Ed.Grund | EF W | | | | | | | 2 | | | | | | | | 2 |
| | | Ges | | | | | | | 2 | | | | | | | | 2 |
| English-Speaking Cult. | M.Ed.Grund | UF W | | | | | | | 1 | | 5 | | | | | | 6 |
| | | Ges | | | | | | | 1 | | 5 | | | | | | 6 |
| English-Speaking Cult. | M.Ed.Gym/Obers. | LF M | | | | | | | | | 1 | 1 | 7 | | 2 | 2 | 13 |
| English-Speaking Cult. | M.Ed.Gym/Obers. | LF W | | | | | | | 3 | | 12 | | 17 | 2 | 5 | 4 | 43 |
| | | Ges | | | | | | | 3 | | 13 | 1 | 24 | 2 | 7 | 6 | 56 |
| English-Speaking Cult. | M.Ed.Inkl.Päd/Sonp. | EF W | | | | | | | 1 | | 2 | | | | | | 3 |
| | | Ges | | | | | | | 1 | | 2 | | | | | | 3 |
| Frankoroman./Französisch | BA FWmP | KF M | 2 | 1 | 1 | | | | | | 1 | | | | 1 | | 6 |
| Frankoroman./Französisch | BA FWmP | KF W | 5 | | 4 | | 2 | | 3 | | 2 | 1 | 3 | 1 | 1 | 2 | 24 |
| | | Ges | 7 | 1 | 5 | | 2 | | 3 | | 3 | 1 | 3 | 1 | 2 | 2 | 30 |
| Frankoroman./Französisch | BA FWmP | PF M | 2 | | | | | | 1 | | | | | | | 1 | 4 |
| Frankoroman./Französisch | BA FWmP | PF W | 5 | | 1 | | 1 | | 1 | | 1 | | 1 | | | 4 | 14 |
| | | Ges | 7 | | 1 | | 1 | | 2 | | 1 | | 1 | | | 5 | 18 |
| Frankoroman./Französisch | BA LA Gy/Obers. | LF M | 7 | | 8 | | 4 | | 2 | | 1 | 1 | 1 | | 1 | 4 | 29 |
| Frankoroman./Französisch | BA LA Gy/Obers. | LF W | 35 | 2 | 33 | 1 | 18 | 1 | 9 | 2 | 6 | 1 | 5 | | 8 | 9 | 130 |
| | | Ges | 42 | 2 | 41 | 1 | 22 | 1 | 11 | 2 | 7 | 2 | 6 | | 9 | 13 | 159 |
| Frankoroman./Französisch | M.Ed.Gym/Obers. | LF M | | | | | | | | | | | 1 | | | | 1 |
| Frankoroman./Französisch | M.Ed.Gym/Obers. | LF W | | | | | | | 7 | | 16 | | 20 | 1 | 2 | 3 | 49 |
| | | Ges | | | | | | | 7 | | 16 | | 21 | 1 | 2 | 3 | 50 |
| Germanistik / Deutsch | BA BiPEB | EF M | 4 | | 6 | | 6 | 2 | 6 | | 3 | 1 | 1 | 1 | | 4 | 34 |
| Germanistik / Deutsch | BA BiPEB | EF W | 35 | 1 | 32 | | 21 | 1 | 4 | | 3 | | 2 | | 4 | 3 | 106 |
| | | Ges | 39 | 1 | 38 | | 27 | 3 | 10 | | 6 | 1 | 3 | 1 | 4 | 7 | 140 |
| Germanistik / Deutsch | BA BiPEB | UF M | 14 | 2 | 13 | 1 | 11 | 2 | 12 | | 6 | | 2 | 1 | 3 | 5 | 72 |
| Germanistik / Deutsch | BA BiPEB | UF W | 77 | 2 | 78 | | 66 | 7 | 24 | 2 | 21 | 3 | 8 | 4 | 8 | 15 | 315 |
| | | Ges | 91 | 4 | 91 | 1 | 77 | 9 | 36 | 2 | 27 | 3 | 10 | 5 | 11 | 20 | 387 |
| Germanistik / Deutsch | BA FWmP | KF M | 3 | 1 | 7 | | 3 | 2 | | | 4 | | 1 | | 1 | 2 | 24 |
| Germanistik / Deutsch | BA FWmP | KF W | 22 | | 20 | | 17 | 1 | 10 | 1 | 5 | | 3 | | 2 | 4 | 85 |
| | | Ges | 25 | 1 | 27 | | 20 | 3 | 10 | 1 | 9 | | 4 | | 3 | 6 | 109 |
| Germanistik / Deutsch | BA FWmP | PF M | 8 | | 8 | | 4 | 1 | 5 | 1 | 2 | 3 | 2 | 2 | 4 | 4 | 44 |
| Germanistik / Deutsch | BA FWmP | PF W | 39 | 2 | 34 | 4 | 30 | 1 | 20 | 2 | 9 | 1 | 8 | 1 | 7 | 3 | 161 |
| | | Ges | 47 | 2 | 42 | 4 | 34 | 2 | 25 | 3 | 11 | 4 | 10 | 3 | 11 | 7 | 205 |
| Germanistik / Deutsch | BA LA Gy/Obers. | LF M | 17 | 1 | 15 | 3 | 19 | 1 | 7 | | 13 | 2 | 11 | 1 | 5 | 13 | 108 |
| Germanistik / Deutsch | BA LA Gy/Obers. | LF W | 39 | 1 | 60 | 5 | 55 | 2 | 32 | 8 | 19 | 2 | 8 | 5 | 12 | 14 | 262 |
| | | Ges | 56 | 2 | 75 | 8 | 74 | 3 | 39 | 8 | 32 | 4 | 19 | 6 | 17 | 27 | 370 |
| Germanistik / Deutsch | M.Ed.berufl. | LF M | | | | | | | | | | | | | | 2 | 2 |
| Germanistik / Deutsch | M.Ed.berufl. | LF W | | | | | | | | | 1 | | 1 | | | 2 | 4 |
| | | Ges | | | | | | | | | 1 | | 1 | | | 4 | 6 |
| Germanistik / Deutsch | M.Ed.Grund | EF M | | | | | | | | | 1 | | | | | | 1 |
| Germanistik / Deutsch | M.Ed.Grund | EF W | | | | | | | 5 | | 14 | 2 | 14 | 1 | 2 | 3 | 41 |
| | | Ges | | | | | | | 5 | | 15 | 2 | 14 | 1 | 2 | 3 | 42 |
| Germanistik / Deutsch | M.Ed.Grund | UF M | | | | | | | 1 | | 3 | | 8 | | | | 12 |
| Germanistik / Deutsch | M.Ed.Grund | UF W | | | | | | | 19 | 1 | 36 | 1 | 15 | 1 | 4 | 3 | 80 |
| | | Ges | | | | | | | 20 | 1 | 39 | 1 | 23 | 1 | 4 | 3 | 92 |
| Germanistik / Deutsch | M.Ed.Gym/Obers. | LF M | | | | | 1 | 4 | | 12 | | 5 | 1 | 5 | 2 | 30 | |
| Germanistik / Deutsch | M.Ed.Gym/Obers. | LF W | | | | | 8 | 2 | 27 | 1 | 35 | 1 | 7 | 8 | 89 | | |
| | | Ges | | | | | 1 | 12 | 2 | 39 | 1 | 40 | 2 | 12 | 10 | 119 | |
| Germanistik / Deutsch | M.Ed.Inkl.Päd/Sonp. | EF W | | | | | | | 1 | | 3 | | 1 | | | | 5 |
| | | Ges | | | | | | | 1 | | 3 | | 1 | | | | 5 |

Fortsetzung: Studienfälle nach Hochschulsesemestern

| Studiengang | Abschluß | G | 1 | 2 | 3 | 4 | 5 | 6 | 7 | 8 | 9 | 10 | 11 | 12 | 13-14 | >14 | Ges |
|---------------------------|------------------------|------------|-----------|----------|-----------|----------|-----------|----------|-----------|----------|-----------|----------|-----------|----------|-----------|-----------|------------|
| Germanistik / Deutsch | M.Ed.Inkl.Päd/Sonp. UF | M | | | | | | | 3 | | 2 | 1 | 3 | | 2 | 3 | 14 |
| Germanistik / Deutsch | M.Ed.Inkl.Päd/Sonp. UF | W | | | | | | | 23 | 1 | 54 | 3 | 41 | | 8 | 10 | 140 |
| | | Ges | | | | | | | 26 | 1 | 56 | 4 | 44 | | 10 | 13 | 154 |
| Germanistik/Deutsch | Master | M | 1 | | | | | | 1 | | 2 | 1 | | | 3 | 2 | 10 |
| Germanistik/Deutsch | Master | W | | | 3 | | 4 | | 5 | | 8 | 1 | 16 | | 4 | 9 | 50 |
| | | Ges | 1 | | 3 | | 4 | | 6 | | 10 | 2 | 16 | | 7 | 11 | 60 |
| Hispanistik / Spanisch | BA FWmP | KF M | 1 | | | | | | | | | | 1 | | | 1 | 3 |
| Hispanistik / Spanisch | BA FWmP | KF W | 4 | | 5 | | 2 | 1 | 3 | | | 1 | 1 | 1 | 1 | 1 | 20 |
| | | Ges | 5 | | 5 | | 2 | 1 | 3 | | | 1 | 2 | 1 | 1 | 2 | 23 |
| Hispanistik / Spanisch | BA FWmP | PF M | 3 | | | | | | | | 2 | | 1 | | | | 6 |
| Hispanistik / Spanisch | BA FWmP | PF W | 4 | | 4 | | 8 | | 2 | | | | 1 | | | 1 | 20 |
| | | Ges | 7 | | 4 | | 8 | | 2 | | 2 | | 2 | | | 1 | 26 |
| Hispanistik / Spanisch | BA LA Gy/Obers. | LF M | 9 | | 4 | | 3 | 1 | 4 | 1 | 2 | 1 | 1 | 1 | 3 | 2 | 32 |
| Hispanistik / Spanisch | BA LA Gy/Obers. | LF W | 27 | | 21 | 1 | 19 | 1 | 12 | 1 | 4 | | 4 | | 3 | 8 | 101 |
| | | Ges | 36 | | 25 | 1 | 22 | 2 | 16 | 2 | 6 | 1 | 5 | 1 | 6 | 10 | 133 |
| Hispanistik / Spanisch | M.Ed.Gym/Obers. | LF M | | | | | | | | | 1 | 1 | 3 | | 1 | 4 | 10 |
| Hispanistik / Spanisch | M.Ed.Gym/Obers. | LF W | | | | | 1 | | 3 | 3 | 12 | 2 | 5 | 1 | 6 | 1 | 34 |
| | | Ges | | | | | 1 | | 3 | 3 | 13 | 3 | 8 | 1 | 7 | 5 | 44 |
| Language Sciences I | Master | M | | | | | | | | | 1 | | | | 1 | | 2 |
| Language Sciences I | Master | W | | | 1 | | | 1 | 3 | | 5 | | 3 | 2 | 5 | 4 | 24 |
| | | Ges | | | 1 | | | 1 | 3 | | 6 | | 3 | 2 | 6 | 4 | 26 |
| Linguistik / Language Sc. | BA FWmP | KF M | 10 | | 2 | | 2 | | 2 | | 1 | | 1 | | 1 | 1 | 20 |
| Linguistik / Language Sc. | BA FWmP | KF W | 13 | 2 | 7 | 1 | 8 | 3 | 9 | | 4 | | 2 | | 1 | 7 | 57 |
| | | Ges | 23 | 2 | 9 | 1 | 10 | 3 | 11 | | 5 | | 3 | | 2 | 8 | 77 |
| Linguistik / Language Sc. | BA FWmP | PF M | 5 | | 8 | | 1 | | 2 | | 3 | 2 | | | 2 | 7 | 30 |
| Linguistik / Language Sc. | BA FWmP | PF W | 10 | 1 | 19 | 2 | 7 | | 5 | 2 | 4 | | 2 | | 2 | 5 | 59 |
| | | Ges | 15 | 1 | 27 | 2 | 8 | | 7 | 2 | 7 | 2 | 2 | | 4 | 12 | 89 |
| Transkulturelle Studien | Master | M | | | 1 | | | | | 1 | 1 | | 1 | | 4 | 3 | 11 |
| Transkulturelle Studien | Master | W | 2 | | 1 | | 1 | 1 | 2 | 1 | 9 | 1 | 9 | 5 | 20 | 24 | 76 |
| | | Ges | 2 | | 2 | | 1 | 1 | 2 | 2 | 10 | 1 | 10 | 5 | 24 | 27 | 87 |
| Transnat.Literaturwiss. | Master | M | | | 1 | | 1 | | | | | | 2 | | 1 | 2 | 7 |
| Transnat.Literaturwiss. | Master | W | | | 1 | 1 | 1 | | 3 | 1 | 8 | | 12 | 1 | 11 | 22 | 61 |
| | | Ges | | | 2 | 1 | 2 | | 3 | 1 | 8 | | 14 | 1 | 12 | 24 | 68 |

Studienfälle im FB 10: 3171

3. Studienfälle nach Status, Geschlecht und Staatsangehörigkeit im WS 16/17

| Studiengang | Abschluß | G | Deutsche Studierende | | | | | | Ausländische Studierende | | | | | | Ges. | | |
|------------------------|-----------------|------------|----------------------|-----------|-----------|----------|-----------|----------|--------------------------|-----------|----------|----------|------|----------|----------|-----------|------------|
| | | | Rückmeld. | | Neuein. | | Erst- | Beur- | Ges. | Rückmeld. | | Neuein. | | Erst- | | Beur- | Ges. |
| | | | Fortg | 1 FS | 1 FS | Fortg | | | | ein. | laubt | Fortg | 1 FS | | | | |
| English-Speaking Cult. | BA BiPEb | EF M | | | | | 1 | | 1 | | | | | | 1 | | 2 |
| English-Speaking Cult. | BA BiPEb | EF W | 6 | 1 | | | 5 | 1 | 13 | | | | | | 1 | | 13 |
| | | Ges | 6 | 1 | | | 6 | 1 | 14 | | | | | | 1 | | 15 |
| English-Speaking Cult. | BA BiPEb | UF M | 1 | | | | | | 1 | | | | | | | | 1 |
| English-Speaking Cult. | BA BiPEb | UF W | 16 | | 2 | | 7 | 1 | 26 | | | | | | | | 26 |
| | | Ges | 17 | | 2 | | 7 | 1 | 27 | | | | | | | | 27 |
| English-Speaking Cult. | BA FWmP | KF M | 16 | 3 | 2 | | 7 | 2 | 30 | 1 | | | | 1 | | 2 | 32 |
| English-Speaking Cult. | BA FWmP | KF W | 50 | 4 | 7 | 2 | 23 | | 86 | 2 | | | | | | 2 | 88 |
| | | Ges | 66 | 7 | 9 | 2 | 30 | 2 | 116 | 3 | | | | 1 | | 4 | 120 |
| English-Speaking Cult. | BA FWmP | PF M | 12 | 1 | 2 | | 10 | 1 | 26 | 1 | 1 | | | 2 | | 4 | 30 |
| English-Speaking Cult. | BA FWmP | PF W | 57 | | 6 | 2 | 39 | 2 | 106 | 6 | | | | 2 | | 8 | 114 |
| | | Ges | 69 | 1 | 8 | 2 | 49 | 3 | 132 | 7 | 1 | | | 4 | | 12 | 144 |
| English-Speaking Cult. | BA LA Gy/Obers. | LF M | 61 | 3 | 3 | | 13 | | 80 | 5 | | | | | | 5 | 85 |
| English-Speaking Cult. | BA LA Gy/Obers. | LF W | 110 | 10 | 13 | | 37 | 3 | 173 | 11 | | 3 | | 3 | | 17 | 190 |
| | | Ges | 171 | 13 | 16 | | 50 | 3 | 253 | 16 | | 3 | | 3 | | 22 | 275 |
| English-Speaking Cult. | M.Ed.beruff. | LF M | 2 | | 1 | | | | 3 | | | | | | | | 3 |
| English-Speaking Cult. | M.Ed.beruff. | LF W | 1 | | | | | | 1 | | | | | | | | 1 |
| | | Ges | 3 | | 1 | | | | 4 | | | | | | | | 4 |

Fortsetzung: Studienfälle nach Status

| Studiengang | Abschluß | G | Deutsche Studierende | | | | | | Ausländische Studierende | | | | | | Ges. | | |
|-------------------------|---------------------|------------|----------------------|-----------|-----------|----------|-----------|----------|--------------------------|-----------|----------|----------|-------|----------|----------|-----------|------------|
| | | | Rückmeld. | | Neuein. | | Erst- | Beur- | Ges. | Rückmeld. | | Neuein. | | Erst- | | Beur- | Ges. |
| | | | Fortg | 1 FS | 1 FS | Fortg | | | | Fortg | 1 FS | 1 FS | Fortg | | | | |
| English-Speaking Cult. | M.Ed.Grund | EF W | | 2 | | | | | 2 | | | | | | | | 2 |
| | | Ges | | 2 | | | | | 2 | | | | | | | | 2 |
| English-Speaking Cult. | M.Ed.Grund | UF W | 1 | 5 | | | | | 6 | | | | | | | | 6 |
| | | Ges | 1 | 5 | | | | | 6 | | | | | | | | 6 |
| English-Speaking Cult. | M.Ed.Gym/Obers. | LF M | 7 | | 4 | 1 | | 1 | 13 | | | | | | | | 13 |
| English-Speaking Cult. | M.Ed.Gym/Obers. | LF W | 21 | | 20 | | | 1 | 42 | 1 | | | | | | 1 | 43 |
| | | Ges | 28 | | 24 | 1 | | 2 | 55 | 1 | | | | | | 1 | 56 |
| English-Speaking Cult. | M.Ed.Inkl.Päd/Sonp. | EF W | 1 | 2 | | | | | 3 | | | | | | | | 3 |
| | | Ges | 1 | 2 | | | | | 3 | | | | | | | | 3 |
| Frankoroman./Französisc | BA FWmP | KF M | 2 | | 1 | | 2 | | 5 | | | 1 | | | | 1 | 6 |
| Frankoroman./Französisc | BA FWmP | KF W | 15 | | 1 | | 5 | 2 | 23 | 1 | | | | | | 1 | 24 |
| | | Ges | 17 | | 2 | | 7 | 2 | 28 | 1 | | 1 | | | | 2 | 30 |
| Frankoroman./Französisc | BA FWmP | PF M | 1 | | | | 2 | | 3 | 1 | | | | | | 1 | 4 |
| Frankoroman./Französisc | BA FWmP | PF W | 6 | 1 | 2 | | 5 | | 14 | | | | | | | | 14 |
| | | Ges | 7 | 1 | 2 | | 7 | | 17 | 1 | | | | | | 1 | 18 |
| Frankoroman./Französisc | BA LA Gy/Obers. | LF M | 18 | | | | 5 | | 23 | 4 | | | | 2 | | 6 | 29 |
| Frankoroman./Französisc | BA LA Gy/Obers. | LF W | 80 | 2 | 6 | 2 | 32 | | 122 | 4 | | 2 | | 2 | | 8 | 130 |
| | | Ges | 98 | 2 | 6 | 2 | 37 | | 145 | 8 | | 2 | | 4 | | 14 | 159 |
| Frankoroman./Französisc | M.Ed.Gym/Obers. | LF M | | | 1 | | | | 1 | | | | | | | | 1 |
| Frankoroman./Französisc | M.Ed.Gym/Obers. | LF W | 28 | 6 | 13 | | | 1 | 48 | 1 | | | | | | 1 | 49 |
| | | Ges | 28 | 6 | 14 | | | 1 | 49 | 1 | | | | | | 1 | 50 |
| Germanistik / Deutsch | BA BiPEb | EF M | 21 | 2 | 7 | | 4 | | 34 | | | | | | | | 34 |
| Germanistik / Deutsch | BA BiPEb | EF W | 59 | 1 | 4 | | 34 | 1 | 99 | 5 | | 1 | | 1 | | 7 | 106 |
| | | Ges | 80 | 3 | 11 | | 38 | 1 | 133 | 5 | | 1 | | 1 | | 7 | 140 |
| Germanistik / Deutsch | BA BiPEb | UF M | 47 | 1 | 9 | | 14 | | 71 | 1 | | | | | | 1 | 72 |
| Germanistik / Deutsch | BA BiPEb | UF W | 191 | 10 | 18 | | 72 | 6 | 297 | 9 | 1 | | | 5 | 3 | 18 | 315 |
| | | Ges | 238 | 11 | 27 | | 86 | 6 | 368 | 10 | 1 | | | 5 | 3 | 19 | 387 |
| Germanistik / Deutsch | BA FWmP | KF M | 18 | 2 | 1 | | 3 | | 24 | | | | | | | | 24 |
| Germanistik / Deutsch | BA FWmP | KF W | 53 | 4 | 2 | 1 | 21 | | 81 | 3 | | | | 1 | | 4 | 85 |
| | | Ges | 71 | 6 | 3 | 1 | 24 | | 105 | 3 | | | | 1 | | 4 | 109 |
| Germanistik / Deutsch | BA FWmP | PF M | 30 | 3 | 1 | | 6 | | 40 | 2 | | | | 2 | | 4 | 44 |
| Germanistik / Deutsch | BA FWmP | PF W | 98 | 2 | 8 | | 38 | 5 | 151 | 7 | | | | 1 | 2 | 10 | 161 |
| | | Ges | 128 | 5 | 9 | | 44 | 5 | 191 | 9 | | | | 3 | 2 | 14 | 205 |
| Germanistik / Deutsch | BA LA Gy/Obers. | LF M | 70 | 6 | 4 | | 16 | 2 | 98 | 8 | | 1 | | 1 | | 10 | 108 |
| Germanistik / Deutsch | BA LA Gy/Obers. | LF W | 166 | 14 | 12 | 4 | 35 | 3 | 234 | 21 | 1 | 1 | | 4 | 1 | 28 | 262 |
| | | Ges | 236 | 20 | 16 | 4 | 51 | 5 | 332 | 29 | 1 | 2 | | 5 | 1 | 38 | 370 |
| Germanistik / Deutsch | M.Ed.berufl. | LF M | 2 | | | | | | 2 | | | | | | | | 2 |
| Germanistik / Deutsch | M.Ed.berufl. | LF W | 2 | | 1 | | | | 3 | 1 | | | | | | 1 | 4 |
| | | Ges | 4 | | 1 | | | | 5 | 1 | | | | | | 1 | 6 |
| Germanistik / Deutsch | M.Ed.Grund | EF M | 1 | | | | | | 1 | | | | | | | | 1 |
| Germanistik / Deutsch | M.Ed.Grund | EF W | 30 | 7 | 4 | | | | 41 | | | | | | | | 41 |
| | | Ges | 31 | 7 | 4 | | | | 42 | | | | | | | | 42 |
| Germanistik / Deutsch | M.Ed.Grund | UF M | 10 | 2 | | | | | 12 | | | | | | | | 12 |
| Germanistik / Deutsch | M.Ed.Grund | UF W | 40 | 26 | 7 | | | 2 | 75 | 4 | 1 | | | | | 5 | 80 |
| | | Ges | 50 | 28 | 7 | | | 2 | 87 | 4 | 1 | | | | | 5 | 92 |
| Germanistik / Deutsch | M.Ed.Gym/Obers. | LF M | 14 | 1 | 15 | | | | 30 | | | | | | | | 30 |
| Germanistik / Deutsch | M.Ed.Gym/Obers. | LF W | 47 | 1 | 32 | 1 | | 3 | 84 | 5 | | | | | | 5 | 89 |
| | | Ges | 61 | 2 | 47 | 1 | | 3 | 114 | 5 | | | | | | 5 | 119 |
| Germanistik / Deutsch | M.Ed.Inkl.Päd/Sonp. | EF W | 3 | 2 | | | | | 5 | | | | | | | | 5 |
| | | Ges | 3 | 2 | | | | | 5 | | | | | | | | 5 |
| Germanistik / Deutsch | M.Ed.Inkl.Päd/Sonp. | UF M | 6 | 7 | | | | 1 | 14 | | | | | | | | 14 |
| Germanistik / Deutsch | M.Ed.Inkl.Päd/Sonp. | UF W | 88 | 39 | 5 | | | 1 | 133 | 7 | | | | | | 7 | 140 |
| | | Ges | 94 | 46 | 5 | | | 2 | 147 | 7 | | | | | | 7 | 154 |
| Germanistik/Deutsch | Master | M | 4 | | | | | | 4 | 5 | | 1 | | | | 6 | 10 |
| Germanistik/Deutsch | Master | W | 28 | | 6 | | | 2 | 36 | 13 | | 1 | | | | 14 | 50 |
| | | Ges | 32 | | 6 | | | 2 | 40 | 18 | | 1 | | 1 | | 20 | 60 |

Fortsetzung: Studienfälle nach Status

| Studiengang | Abschluß | G | Deutsche Studierende | | | | | | Ausländische Studierende | | | | | | Ges. | | |
|---------------------------|-----------------|------------|----------------------|----------|-----------|----------|-----------|----------|--------------------------|-----------|----------|----------|----------|-----------|-----------|------------|-----------|
| | | | Rückmeld. | | Neuein. | | Erst- | Beur- | Ges. | Rückmeld. | | Neuein. | | Erst- | | Beur- | Ges. |
| | | | Fortg. | 1 FS | 1 FS | Fortg. | | | | ein. | laubt | Fortg. | 1 FS | | | | |
| Hispanistik / Spanisch | BA FWmP | KF M | 2 | | | | 1 | | 3 | | | | | | | | 3 |
| Hispanistik / Spanisch | BA FWmP | KF W | 12 | 1 | 2 | | 3 | | 18 | 1 | | | | 1 | | 2 | 20 |
| | | Ges | 14 | 1 | 2 | | 4 | | 21 | 1 | | | | 1 | | 2 | 23 |
| Hispanistik / Spanisch | BA FWmP | PF M | 3 | | | | 3 | | 6 | | | | | | | | 6 |
| Hispanistik / Spanisch | BA FWmP | PF W | 10 | 1 | 1 | 1 | 4 | 1 | 18 | | 2 | | | | 2 | 2 | 20 |
| | | Ges | 13 | 1 | 1 | 1 | 7 | 1 | 24 | | 2 | | | | 2 | 2 | 26 |
| Hispanistik / Spanisch | BA LA Gy/Obers. | LF M | 16 | 2 | | | 7 | 1 | 26 | 3 | | | 2 | 1 | 6 | 6 | 32 |
| Hispanistik / Spanisch | BA LA Gy/Obers. | LF W | 58 | 2 | 2 | 3 | 26 | 1 | 92 | 5 | 1 | 1 | 1 | 1 | 9 | 101 | |
| | | Ges | 74 | 4 | 2 | 3 | 33 | 2 | 118 | 8 | 1 | 1 | 3 | 2 | 15 | 133 | |
| Hispanistik / Spanisch | M.Ed.Gym/Obers. | LF M | 5 | | 4 | 1 | | | 10 | | | | | | | | 10 |
| Hispanistik / Spanisch | M.Ed.Gym/Obers. | LF W | 18 | 6 | 9 | | | 1 | 34 | | | | | | | | 34 |
| | | Ges | 23 | 6 | 13 | 1 | | 1 | 44 | | | | | | | | 44 |
| Language Sciences I | Master | M | 2 | | | | | | 2 | | | | | | | | 2 |
| Language Sciences I | Master | W | 12 | | 7 | | | | 19 | 5 | | | | | 5 | 24 | |
| | | Ges | 14 | | 7 | | | | 21 | 5 | | | | | 5 | 26 | |
| Linguistik / Language Sc. | BA FWmP | KF M | 8 | | 2 | | 7 | | 17 | | | | 3 | | 3 | 20 | |
| Linguistik / Language Sc. | BA FWmP | KF W | 33 | | 4 | | 11 | 5 | 53 | 1 | | 1 | 2 | 4 | 57 | | |
| | | Ges | 41 | | 6 | | 18 | 5 | 70 | 1 | | 1 | 5 | 7 | 77 | | |
| Linguistik / Language Sc. | BA FWmP | PF M | 18 | 2 | 2 | | 5 | 1 | 28 | 2 | | | | 2 | 30 | | |
| Linguistik / Language Sc. | BA FWmP | PF W | 35 | 3 | 3 | | 8 | 2 | 51 | 5 | 1 | | 2 | 8 | 59 | | |
| | | Ges | 53 | 5 | 5 | | 13 | 3 | 79 | 7 | 1 | | 2 | 10 | 89 | | |
| Transkulturelle Studien | Master | M | 6 | | 5 | | | | 11 | | | | | | | 11 | |
| Transkulturelle Studien | Master | W | 55 | | 11 | | | 3 | 69 | 2 | | 2 | 2 | 1 | 7 | 76 | |
| | | Ges | 61 | | 16 | | | 3 | 80 | 2 | | 2 | 2 | 1 | 7 | 87 | |
| Transnat.Literaturwiss. | Master | M | 4 | | | | | | 4 | 3 | | | | | 3 | 7 | |
| Transnat.Literaturwiss. | Master | W | 33 | 1 | 11 | 1 | | 7 | 53 | 5 | | 2 | | 1 | 8 | 61 | |
| | | Ges | 37 | 1 | 11 | 1 | | 7 | 57 | 8 | | 2 | | 1 | 11 | 68 | |

Studienfälle im FB 10: 3171

4. Studienfälle nach Alter im WS 16/17

| Studiengang | Abschluß | G | Gesamt | | 1. FS | | 1. HS | |
|------------------------|-----------------|------------|------------|--------------|-----------|--------------|-----------|--------------|
| | | | Anzahl | Ø Alter | Anzahl | Ø Alter | Anzahl | Ø Alter |
| English-Speaking Cult. | BA BiPEB | EF M | 2 | 22,48 | 2 | 22,48 | 2 | 22,48 |
| English-Speaking Cult. | BA BiPEB | EF W | 13 | 22,48 | 6 | 22,55 | 5 | 23,24 |
| | | Ges | 15 | 22,48 | 8 | 22,53 | 7 | 23,03 |
| English-Speaking Cult. | BA BiPEB | UF M | 1 | 25,77 | | | | |
| English-Speaking Cult. | BA BiPEB | UF W | 26 | 22,62 | 9 | 21,81 | 7 | 20,67 |
| | | Ges | 27 | 22,73 | 9 | 21,81 | 7 | 20,67 |
| English-Speaking Cult. | BA FWmP | KF M | 32 | 24,07 | 13 | 21,78 | 8 | 22,16 |
| English-Speaking Cult. | BA FWmP | KF W | 88 | 22,75 | 34 | 21,33 | 23 | 20,28 |
| | | Ges | 120 | 23,10 | 47 | 21,45 | 31 | 20,76 |
| English-Speaking Cult. | BA FWmP | PF M | 30 | 24,25 | 16 | 21,56 | 12 | 21,37 |
| English-Speaking Cult. | BA FWmP | PF W | 114 | 22,65 | 47 | 20,15 | 41 | 19,86 |
| | | Ges | 144 | 22,99 | 63 | 20,51 | 53 | 20,20 |
| English-Speaking Cult. | BA LA Gy/Obers. | LF M | 85 | 24,86 | 19 | 22,25 | 13 | 21,57 |
| English-Speaking Cult. | BA LA Gy/Obers. | LF W | 190 | 24,39 | 66 | 22,29 | 40 | 20,87 |
| | | Ges | 275 | 24,53 | 85 | 22,28 | 53 | 21,04 |
| English-Speaking Cult. | M.Ed.berufl. | LF M | 3 | 33,24 | 1 | 33,33 | | |
| | | Ges | 3 | 33,24 | 1 | 33,33 | | |
| English-Speaking Cult. | M.Ed.berufl. | LF W | 1 | 26,82 | | | | |
| | | Ges | 1 | 26,82 | | | | |
| English-Speaking Cult. | M.Ed.Grund | EF W | 2 | 23,72 | 2 | 23,72 | | |
| | | Ges | 2 | 23,72 | 2 | 23,72 | | |
| English-Speaking Cult. | M.Ed.Grund | UF W | 6 | 23,90 | 5 | 23,60 | | |
| | | Ges | 6 | 23,90 | 5 | 23,60 | | |

Fortsetzung: Studienfälle nach Alter

| Studiengang | Abschluß | G | Gesamt | | 1. FS | | 1. HS | |
|--------------------------|---------------------|------------|------------|--------------|------------|--------------|-----------|--------------|
| | | | Anzahl | Ø Alter | Anzahl | Ø Alter | Anzahl | Ø Alter |
| English-Speaking Cult. | M.Ed.Gym/Obers. | LF M | 13 | 28,48 | 4 | 27,65 | | |
| English-Speaking Cult. | M.Ed.Gym/Obers. | LF W | 43 | 25,78 | 20 | 25,23 | | |
| | | Ges | 56 | 26,40 | 24 | 25,63 | | |
| English-Speaking Cult. | M.Ed.Inkl.Päd/Sonp. | EF W | 3 | 23,55 | 2 | 23,53 | | |
| | | Ges | 3 | 23,55 | 2 | 23,53 | | |
| Frankoroman./Französisch | BA FWmP | KF M | 6 | 23,70 | 4 | 25,11 | 2 | 20,47 |
| Frankoroman./Französisch | BA FWmP | KF W | 24 | 23,64 | 6 | 20,00 | 5 | 19,78 |
| | | Ges | 30 | 23,65 | 10 | 22,05 | 7 | 19,97 |
| Frankoroman./Französisch | BA FWmP | PF M | 4 | 24,99 | 2 | 20,42 | 2 | 20,42 |
| Frankoroman./Französisch | BA FWmP | PF W | 14 | 25,41 | 8 | 25,58 | 5 | 19,99 |
| | | Ges | 18 | 25,32 | 10 | 24,55 | 7 | 20,12 |
| Frankoroman./Französisch | BA LA Gy/Obers. | LF M | 29 | 24,77 | 7 | 22,30 | 7 | 22,30 |
| Frankoroman./Französisch | BA LA Gy/Obers. | LF W | 130 | 24,58 | 44 | 23,02 | 34 | 20,34 |
| | | Ges | 159 | 24,61 | 51 | 22,92 | 41 | 20,68 |
| Frankoroman./Französisch | M.Ed.Gym/Obers. | LF M | 1 | 25,46 | 1 | 25,46 | | |
| Frankoroman./Französisch | M.Ed.Gym/Obers. | LF W | 49 | 24,71 | 19 | 24,44 | | |
| | | Ges | 50 | 24,72 | 20 | 24,49 | | |
| Germanistik / Deutsch | BA BiPEB | EF M | 34 | 26,12 | 13 | 27,74 | 4 | 20,59 |
| Germanistik / Deutsch | BA BiPEB | EF W | 106 | 22,74 | 41 | 20,93 | 35 | 20,45 |
| | | Ges | 140 | 23,56 | 54 | 22,57 | 39 | 20,46 |
| Germanistik / Deutsch | BA BiPEB | UF M | 72 | 25,19 | 24 | 23,05 | 14 | 21,92 |
| Germanistik / Deutsch | BA BiPEB | UF W | 315 | 23,69 | 106 | 22,16 | 77 | 20,73 |
| | | Ges | 387 | 23,97 | 130 | 22,33 | 91 | 20,91 |
| Germanistik / Deutsch | BA FWmP | KF M | 24 | 24,66 | 6 | 21,99 | 3 | 23,18 |
| Germanistik / Deutsch | BA FWmP | KF W | 85 | 23,03 | 28 | 20,90 | 22 | 20,28 |
| | | Ges | 109 | 23,39 | 34 | 21,09 | 25 | 20,63 |
| Germanistik / Deutsch | BA FWmP | PF M | 44 | 25,10 | 12 | 21,99 | 8 | 21,98 |
| Germanistik / Deutsch | BA FWmP | PF W | 161 | 22,96 | 49 | 20,71 | 39 | 20,32 |
| | | Ges | 205 | 23,42 | 61 | 20,96 | 47 | 20,60 |
| Germanistik / Deutsch | BA LA Gy/Obers. | LF M | 108 | 25,73 | 28 | 22,96 | 17 | 21,84 |
| Germanistik / Deutsch | BA LA Gy/Obers. | LF W | 262 | 24,27 | 67 | 23,10 | 39 | 21,44 |
| | | Ges | 370 | 24,70 | 95 | 23,06 | 56 | 21,56 |
| Germanistik / Deutsch | M.Ed.berufl. | LF M | 2 | 34,59 | | | | |
| Germanistik / Deutsch | M.Ed.berufl. | LF W | 4 | 29,42 | 1 | 24,28 | | |
| | | Ges | 6 | 31,14 | 1 | 24,28 | | |
| Germanistik / Deutsch | M.Ed.Grund | EF M | 1 | 22,57 | | | | |
| Germanistik / Deutsch | M.Ed.Grund | EF W | 41 | 25,70 | 11 | 25,87 | | |
| | | Ges | 42 | 25,62 | 11 | 25,87 | | |
| Germanistik / Deutsch | M.Ed.Grund | UF M | 12 | 25,07 | 2 | 25,75 | | |
| Germanistik / Deutsch | M.Ed.Grund | UF W | 80 | 25,74 | 34 | 25,09 | | |
| | | Ges | 92 | 25,65 | 36 | 25,13 | | |
| Germanistik / Deutsch | M.Ed.Gym/Obers. | LF M | 30 | 27,47 | 16 | 26,71 | | |
| Germanistik / Deutsch | M.Ed.Gym/Obers. | LF W | 89 | 26,65 | 33 | 26,29 | | |
| | | Ges | 119 | 26,86 | 49 | 26,43 | | |
| Germanistik / Deutsch | M.Ed.Inkl.Päd/Sonp. | EF W | 5 | 23,85 | 2 | 23,85 | | |
| | | Ges | 5 | 23,85 | 2 | 23,85 | | |
| Germanistik / Deutsch | M.Ed.Inkl.Päd/Sonp. | UF M | 14 | 27,95 | 7 | 27,40 | | |
| Germanistik / Deutsch | M.Ed.Inkl.Päd/Sonp. | UF W | 140 | 26,08 | 44 | 25,96 | | |
| | | Ges | 154 | 26,25 | 51 | 26,15 | | |
| Germanistik/Deutsch | Master | M | 10 | 31,56 | | | | |
| Germanistik/Deutsch | Master | W | 50 | 26,47 | 7 | 24,91 | | |
| | | Ges | 60 | 27,32 | 7 | 24,91 | | |
| Hispanistik / Spanisch | BA FWmP | KF M | 3 | 33,87 | 1 | 19,62 | 1 | 19,62 |
| Hispanistik / Spanisch | BA FWmP | KF W | 20 | 23,44 | 7 | 21,93 | 4 | 20,01 |
| | | Ges | 23 | 24,80 | 8 | 21,64 | 5 | 19,93 |

Fortsetzung: Studienfälle nach Alter

| Studiengang | Abschluß | G | Gesamt | | 1. FS | | 1. HS | |
|---------------------------|-----------------|------------|------------|--------------|-----------|--------------|-----------|--------------|
| | | | Anzahl | Ø Alter | Anzahl | Ø Alter | Anzahl | Ø Alter |
| Hispanistik / Spanisch | BA FWmP | PF M | 6 | 21,93 | 3 | 19,64 | 3 | 19,64 |
| Hispanistik / Spanisch | BA FWmP | PF W | 20 | 23,95 | 8 | 21,59 | 4 | 20,84 |
| | | Ges | 26 | 23,48 | 11 | 21,06 | 7 | 20,32 |
| Hispanistik / Spanisch | BA LA Gy/Obers. | LF M | 32 | 25,37 | 11 | 24,44 | 9 | 24,44 |
| Hispanistik / Spanisch | BA LA Gy/Obers. | LF W | 101 | 24,21 | 32 | 22,00 | 27 | 21,77 |
| | | Ges | 133 | 24,49 | 43 | 22,62 | 36 | 22,43 |
| Hispanistik / Spanisch | M.Ed.Gym/Obers. | LF M | 10 | 29,10 | 4 | 28,31 | | |
| Hispanistik / Spanisch | M.Ed.Gym/Obers. | LF W | 34 | 26,15 | 15 | 25,40 | | |
| | | Ges | 44 | 26,82 | 19 | 26,02 | | |
| Language Sciences I | Master | M | 2 | 26,31 | | | | |
| Language Sciences I | Master | W | 24 | 27,62 | 7 | 28,22 | | |
| | | Ges | 26 | 27,52 | 7 | 28,22 | | |
| Linguistik / Language Sc. | BA FWmP | KF M | 20 | 23,60 | 12 | 22,26 | 10 | 22,28 |
| Linguistik / Language Sc. | BA FWmP | KF W | 57 | 23,39 | 18 | 21,18 | 13 | 20,04 |
| | | Ges | 77 | 23,44 | 30 | 21,61 | 23 | 21,01 |
| Linguistik / Language Sc. | BA FWmP | PF M | 30 | 27,77 | 9 | 21,82 | 5 | 19,95 |
| Linguistik / Language Sc. | BA FWmP | PF W | 59 | 24,42 | 17 | 22,19 | 10 | 20,87 |
| | | Ges | 89 | 25,55 | 26 | 22,06 | 15 | 20,57 |
| Transnat.Literaturwiss. | Master | M | 7 | 26,28 | | | | |
| Transnat.Literaturwiss. | Master | W | 61 | 27,29 | 14 | 24,69 | | |
| | | Ges | 68 | 27,19 | 14 | 24,69 | | |

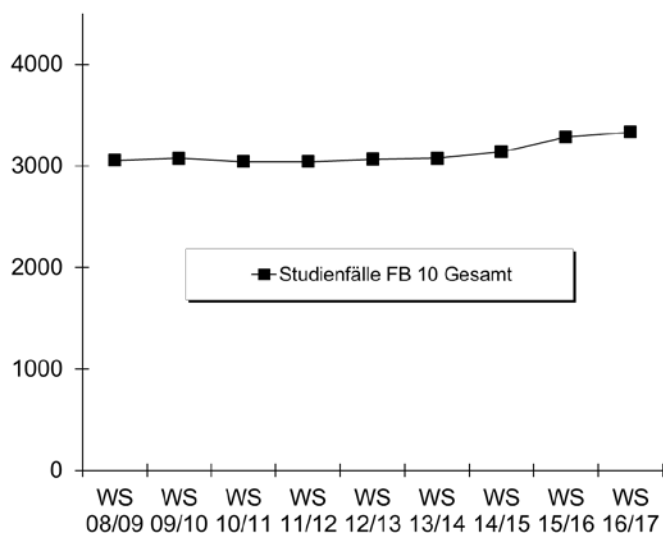
5. Studienfallentwicklung vom WS 08/09 – WS 16/17

a) Studienfälle insgesamt

| | | WS 08/09 | WS 09/10 | WS 10/11 | WS 11/12 | WS 12/13 | WS 13/14 | WS 14/15 | WS 15/16 | WS 16/17 |
|----------------------------------|------------|-------------|-------------|-------------|-------------|-------------|-------------|-------------|-------------|-------------|
| Studienfälle FB 10 Gesamt | Ges | 3055 | 3075 | 3043 | 3041 | 3065 | 3075 | 3139 | 3284 | 3334 |
| | M | 691 | 653 | 670 | 671 | 690 | 667 | 669 | 695 | 729 |
| | W | 2364 | 2422 | 2373 | 2370 | 2375 | 2408 | 2470 | 2589 | 2605 |
| Deutsch/Germanistik | | 1309 | 1402 | 1378 | 1422 | 1556 | 1668 | 1719 | 1753 | 1795 |
| Bachelor | Ges | 739 | 820 | 889 | 953 | 1173 | 1230 | 1239 | 1188 | 1211 |
| | M | 144 | 160 | 184 | 200 | 246 | 261 | 278 | 271 | 282 |
| | W | 595 | 660 | 705 | 753 | 927 | 969 | 961 | 917 | 929 |
| Master | Ges | 11 | 209 | 287 | 338 | 363 | 417 | 463 | 550 | 565 |
| | M | 1 | 21 | 44 | 62 | 69 | 78 | 66 | 79 | 83 |
| | W | 10 | 188 | 243 | 276 | 294 | 339 | 397 | 471 | 482 |
| Promotion | Ges | 18 | 18 | 21 | 18 | 20 | 21 | 17 | 15 | 19 |
| | M | 11 | 9 | 10 | 6 | 5 | 7 | 4 | 4 | 6 |
| | W | 7 | 9 | 11 | 12 | 15 | 14 | 13 | 11 | 13 |
| Englisch/Anglistik | | 780 | 742 | 755 | 700 | 663 | 629 | 611 | 698 | 715 |
| Bachelor | Ges | 473 | 456 | 498 | 470 | 508 | 460 | 456 | 560 | 582 |
| | M | 126 | 112 | 124 | 124 | 153 | 128 | 129 | 153 | 151 |
| | W | 347 | 344 | 374 | 346 | 355 | 332 | 327 | 407 | 431 |
| Master | Ges | | 90 | 137 | 162 | 147 | 159 | 144 | 125 | 118 |
| | M | | 17 | 34 | 47 | 36 | 36 | 34 | 36 | 33 |
| | W | | 73 | 103 | 115 | 111 | 123 | 110 | 89 | 85 |
| Promotion | Ges | 8 | 11 | 11 | 8 | 8 | 10 | 11 | 13 | 15 |
| | M | 2 | 2 | 3 | 2 | 2 | 3 | 3 | 2 | 4 |
| | W | 6 | 9 | 8 | 6 | 6 | 7 | 8 | 11 | 11 |

Fortsetzung: Studienfälle insgesamt

| | | WS 08/09 | WS 09/10 | WS 10/11 | WS 11/12 | WS 12/13 | WS 13/14 | WS 14/15 | WS 15/16 | WS 16/17 |
|---------------------------------------|-----|------------|------------|------------|------------|------------|------------|------------|------------|------------|
| Französisch | | 273 | 279 | 290 | 274 | 279 | 245 | 271 | 310 | 282 |
| Bachelor | Ges | 177 | 175 | 202 | 199 | 236 | 195 | 215 | 238 | 208 |
| | M | 42 | 42 | 38 | 32 | 40 | 27 | 32 | 34 | 40 |
| | W | 135 | 133 | 164 | 167 | 196 | 168 | 183 | 204 | 168 |
| Master | Ges | | 40 | 53 | 53 | 43 | 50 | 56 | 72 | 74 |
| | M | | 3 | 8 | 9 | 5 | 4 | 4 | 5 | 5 |
| | W | | 37 | 45 | 44 | 38 | 46 | 52 | 67 | 69 |
| Linguistik / Language Sciences | | 178 | 170 | 165 | 197 | 170 | 181 | 189 | 207 | 207 |
| Bachelor | Ges | 45 | 56 | 77 | 94 | 120 | 133 | 141 | 162 | 166 |
| | M | 7 | 13 | 20 | 25 | 33 | 34 | 34 | 39 | 50 |
| | W | 38 | 43 | 57 | 69 | 87 | 99 | 107 | 123 | 116 |
| Master | Ges | 2 | 7 | 16 | 49 | 35 | 34 | 38 | 31 | 26 |
| | M | | 1 | 3 | 9 | 7 | 5 | 3 | 2 | 2 |
| | W | 2 | 6 | 13 | 40 | 28 | 29 | 35 | 29 | 24 |
| Promotion | Ges | 8 | 15 | 24 | 18 | 15 | 14 | 10 | 14 | 15 |
| | M | 2 | 5 | 3 | 4 | 3 | 3 | 3 | 5 | 4 |
| | W | 6 | 10 | 21 | 14 | 12 | 11 | 7 | 9 | 11 |
| Romanistik | | 147 | 103 | 54 | 39 | 3 | 3 | 6 | 5 | 12 |
| Promotion | Ges | 6 | 8 | 4 | 4 | 3 | 3 | 6 | 5 | 12 |
| | M | 2 | 3 | 1 | 1 | 1 | 1 | 2 | 2 | 4 |
| | W | 4 | 5 | 3 | 3 | 2 | 2 | 4 | 3 | 8 |
| Spanisch | | 345 | 345 | 344 | 321 | 329 | 286 | 286 | 248 | 255 |
| Bachelor | Ges | 227 | 211 | 229 | 227 | 239 | 200 | 188 | 166 | 183 |
| | M | 51 | 44 | 46 | 51 | 58 | 52 | 45 | 39 | 41 |
| | W | 176 | 167 | 183 | 176 | 181 | 148 | 143 | 127 | 142 |
| Master | Ges | | 48 | 70 | 73 | 90 | 86 | 98 | 82 | 72 |
| | M | | 6 | 11 | 15 | 22 | 20 | 23 | 15 | 17 |
| | W | | 42 | 59 | 58 | 68 | 66 | 75 | 67 | 55 |
| Transnat. Literaturwiss. | | | 12 | 37 | 77 | 63 | 61 | 57 | 63 | 68 |
| Master | Ges | | 12 | 37 | 77 | 63 | 61 | 57 | 63 | 68 |
| | M | | 3 | 8 | 10 | 10 | 8 | 9 | 9 | 7 |
| | W | | 9 | 29 | 67 | 53 | 53 | 48 | 54 | 61 |



b) Studienfälle im 1. Fachsemester

| Studiengang | Abschluss | | WS 08/09 | WS 09/10 | WS 10/11 | WS 11/12 | WS 12/13 | WS 13/14 | WS 14/15 | WS 15/16 | WS 16/17 |
|---------------------|----------------------|------------|-------------|-------------|-------------|-------------|-------------|-------------|-------------|-------------|-------------|
| Germanistik/Deutsch | BA BiPEb EF | M | | | | 3 | 4 | 9 | 10 | 8 | 13 |
| | | W | | | | 28 | 34 | 27 | 36 | 40 | 41 |
| | | Ges | | | | 31 | 38 | 36 | 46 | 48 | 54 |
| Germanistik/Deutsch | BA BiPEb UF | M | | | | 22 | 32 | 21 | 18 | 22 | 24 |
| | | W | | | | 99 | 157 | 100 | 93 | 93 | 106 |
| | | Ges | | | | 121 | 189 | 121 | 111 | 115 | 130 |
| Germanistik/Deutsch | BA FWmP KF | M | | | | 6 | 4 | 6 | 4 | 10 | 6 |
| | | W | | | | 12 | 26 | 23 | 19 | 29 | 28 |
| | | Ges | | | | 18 | 30 | 29 | 23 | 39 | 34 |
| Germanistik/Deutsch | BA FWmP PF | M | | | | 5 | 18 | 10 | 11 | 5 | 12 |
| | | W | | | | 45 | 44 | 42 | 50 | 53 | 49 |
| | | Ges | | | | 50 | 62 | 52 | 61 | 58 | 61 |
| Germanistik/Deutsch | BA LA Gym/OS LF | M | | | | 21 | 36 | 27 | 26 | 29 | 28 |
| | | W | | | | 56 | 65 | 68 | 68 | 83 | 67 |
| | | Ges | | | | 77 | 101 | 95 | 94 | 112 | 95 |
| Germanistik | Master | M | 1 | 5 | 8 | 8 | 4 | 7 | 2 | 5 | |
| | | W | 10 | 15 | 14 | 20 | 18 | 24 | 15 | 13 | 7 |
| | | Ges | 11 | 20 | 22 | 28 | 22 | 31 | 17 | 18 | 7 |
| Germanistik/Deutsch | M.Ed.Grund (alt) | M | | 5 | 5 | 4 | 7 | 3 | 2 | 1 | |
| | | W | | 62 | 64 | 47 | 46 | 59 | 7 | 10 | |
| | | Ges | | 67 | 69 | 51 | 53 | 62 | 9 | 11 | |
| Germanistik/Deutsch | M.Ed.Gym. 1.F. (alt) | M | | 2 | 2 | 5 | 9 | 3 | 2 | | |
| | | W | | 17 | 19 | 18 | 18 | 21 | 8 | 4 | |
| | | Ges | | 19 | 21 | 23 | 27 | 24 | 10 | 4 | |
| Germanistik/Deutsch | M.Ed.Gym. 2.F. (alt) | M | | 3 | 3 | 5 | 6 | 5 | 2 | 2 | |
| | | W | | 14 | 7 | 20 | 12 | 15 | 3 | 2 | |
| | | Ges | | 17 | 10 | 25 | 18 | 20 | 5 | 4 | |
| Germanistik/Deutsch | M.Ed.Sek (alt) | M | | | 5 | 2 | 1 | 6 | 1 | | |
| | | W | | 8 | 9 | 8 | 6 | 6 | 4 | | |
| | | Ges | | 8 | 14 | 10 | 7 | 12 | 5 | | |
| Germanistik/Deutsch | M.Ed.SP/IP (alt) | M | | | 1 | 3 | 1 | 4 | 1 | | |
| | | W | | 10 | 10 | 10 | 19 | 16 | 2 | | |
| | | Ges | | 10 | 11 | 13 | 20 | 20 | 3 | | |
| Germanistik/Deutsch | M.Ed.Grund EF | M | | | | | | | | 1 | |
| | | W | | | | | | | 15 | 19 | 11 |
| | | Ges | | | | | | | 15 | 20 | 11 |
| Germanistik/Deutsch | M.Ed.Grund UF | M | | | | | | | 3 | 7 | 2 |
| | | W | | | | | | | 27 | 31 | 34 |
| | | Ges | | | | | | | 30 | 38 | 36 |
| Germanistik/Deutsch | M.Ed.Inkl.P/SP EF | M | | | | | | | | 2 | 2 |
| | | W | | | | | | | | 4 | 2 |
| | | Ges | | | | | | | 2 | 4 | 2 |
| Germanistik/Deutsch | M.Ed.Inkl.P/SP UF | M | | | | | | | 1 | 6 | 7 |
| | | W | | | | | | | 35 | 68 | 44 |
| | | Ges | | | | | | | 36 | 74 | 51 |
| Germanistik/Deutsch | M.Ed.Gym/OS LF | M | | | | | | | 3 | 12 | 16 |
| | | W | | | | | | | 33 | 36 | 33 |
| | | Ges | | | | | | | 36 | 48 | 49 |
| Germanistik/Deutsch | M.Ed.Ber. LF | M | | | | | | | 1 | 1 | 1 |
| | | W | | | | | | | | 1 | 1 |
| | | Ges | | | | | | | 1 | 2 | 1 |

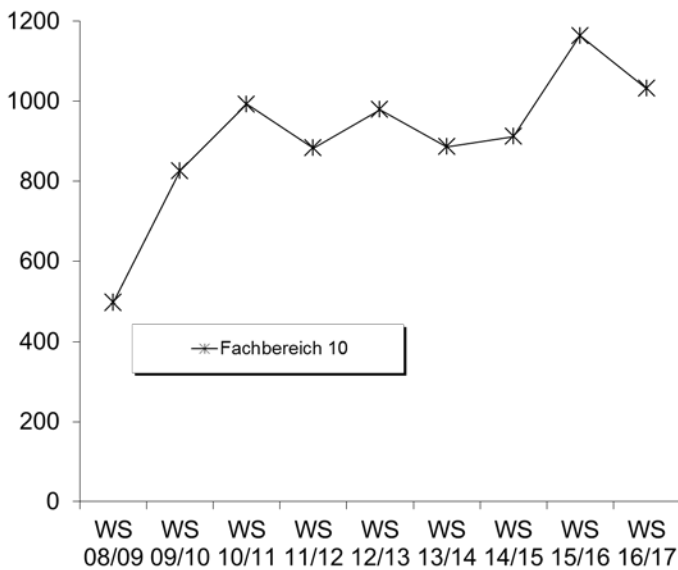
Fortsetzung: Studienfälle im 1. Fachsemester

| Studiengang | Abschluss | | WS 08/09 | WS 09/10 | WS 10/11 | WS 11/12 | WS 12/13 | WS 13/14 | WS 14/15 | WS 15/16 | WS 16/17 |
|---------------------------|----------------------|------------|-------------|-------------|-------------|-------------|-------------|-------------|-------------|-------------|-------------|
| English Speaking Cultures | BA BiPEb EF | M | | | | | 1 | 2 | | | 2 |
| | | W | | | 2 | 3 | 5 | 4 | 13 | 6 | |
| | | Ges | | | 2 | 4 | 7 | 4 | 13 | 8 | |
| English Speaking Cultures | BA BiPEb UF | M | | | 1 | | | | | 3 | |
| | | W | | | | 2 | 3 | 9 | 10 | 9 | |
| | | Ges | | | 1 | 2 | 3 | 9 | 13 | 9 | |
| English Speaking Cultures | BA FWmP KF | M | | | 3 | 5 | 3 | 3 | 18 | 13 | |
| | | W | | | 14 | 18 | 18 | 12 | 33 | 34 | |
| | | Ges | | | 17 | 23 | 21 | 15 | 51 | 47 | |
| English Speaking Cultures | BA FWmP PF | M | | | 6 | 14 | 5 | 8 | 16 | 16 | |
| | | W | | | 14 | 28 | 24 | 17 | 54 | 47 | |
| | | Ges | | | 20 | 42 | 29 | 25 | 70 | 63 | |
| English Speaking Cultures | BA LA Gym/OS LF | M | | | 19 | 23 | 12 | 18 | 23 | 19 | |
| | | W | | | 33 | 29 | 37 | 40 | 59 | 66 | |
| | | Ges | | | 52 | 52 | 49 | 58 | 82 | 85 | |
| English Speaking Cultures | M.Ed.ber. 2.F. (alt) | M | | | 1 | 2 | 1 | | | | |
| | | W | | 2 | 1 | | | | | | |
| | | Ges | | 2 | 2 | 2 | 2 | 1 | | | |
| English Speaking Cultures | M.Ed.Grund (alt) | M | | | 2 | 1 | | | | | |
| | | W | | 11 | 7 | 6 | 3 | 8 | 1 | 1 | |
| | | Ges | | 11 | 9 | 7 | 3 | 8 | 1 | 1 | |
| English Speaking Cultures | M.Ed.Gym. 1.F. (alt) | M | | 9 | 9 | 9 | 3 | 7 | 5 | 1 | |
| | | W | | 23 | 23 | 27 | 22 | 16 | 6 | 4 | |
| | | Ges | | 32 | 32 | 36 | 25 | 23 | 11 | 5 | |
| English Speaking Cultures | M.Ed.Gym. 2.F. (alt) | M | | 3 | 4 | 4 | 1 | 4 | | | |
| | | W | | 18 | 12 | 7 | 10 | 9 | 7 | 8 | |
| | | Ges | | 21 | 16 | 11 | 11 | 13 | 7 | 8 | |
| English Speaking Cultures | M.Ed.Sek (alt) | M | | 1 | 5 | | 1 | | 2 | | |
| | | W | | | 3 | 3 | 2 | 7 | 1 | | |
| | | Ges | | 1 | 8 | 3 | 3 | 7 | 3 | | |
| English Speaking Cultures | M.Ed.SP/IP (alt) | M | | | | | | | | | |
| | | W | | 1 | 3 | 1 | 1 | 2 | | | |
| | | Ges | | 1 | 3 | 1 | 1 | 2 | | | |
| English Speaking Cultures | M.Ed.Inkl.P/SP EF | M | | | | | | | | | |
| | | W | | | | | | 3 | 1 | 2 | |
| | | Ges | | | | | | 3 | 1 | 2 | |
| English Speaking Cultures | M.Ed.Ber. LF | M | | | | | | | 1 | 2 | 1 |
| | | W | | | | | | | 1 | 1 | |
| | | Ges | | | | | | | 1 | 3 | 1 |
| English Speaking Cultures | M.Ed.Grund EF | M | | | | | | | | | 2 |
| | | W | | | | | | | | | 2 |
| | | Ges | | | | | | | | | |
| English Speaking Cultures | M.Ed.Grund UF | M | | | | | | | | | 5 |
| | | W | | | | | | | | | 5 |
| | | Ges | | | | | | | | | |
| English Speaking Cultures | M.Ed.Gym/OS LF | M | | | | | | | 2 | 5 | 4 |
| | | W | | | | | | | 10 | 11 | 20 |
| | | Ges | | | | | | | 12 | 16 | 24 |
| Frankoromanist./Franzö. | BA FWmP KF | M | | | | 1 | 5 | 5 | 2 | 2 | 4 |
| | | W | | | | 19 | 15 | 10 | 11 | 19 | 6 |
| | | Ges | | | | 20 | 20 | 15 | 13 | 21 | 10 |
| Frankoromanist./Franzö. | BA FWmP PF | M | | | | 2 | 1 | 1 | 3 | 1 | 2 |
| | | W | | | | 11 | 10 | 5 | 6 | 8 | 8 |
| | | Ges | | | | 13 | 11 | 6 | 9 | 9 | 10 |

Fortsetzung: Studienfälle im 1. Fachsemester

| Studiengang | Abschluss | | WS 08/09 | WS 09/10 | WS 10/11 | WS 11/12 | WS 12/13 | WS 13/14 | WS 14/15 | WS 15/16 | WS 16/17 |
|-------------------------|----------------------|------------|-------------|-------------|-------------|-------------|-------------|-------------|-------------|-------------|-------------|
| Frankoromanist./Franzö. | BA LA Gym/OS LF | M | | | | 3 | 6 | 4 | 7 | 12 | 7 |
| | | W | | | | 32 | 38 | 29 | 43 | 65 | 44 |
| | | Ges | | | | 35 | 44 | 33 | 50 | 77 | 51 |
| Frankoromanist./Franzö. | M.Ed.Gym. 1.F. (alt) | M | | 2 | 3 | | 1 | 3 | 1 | 2 | |
| | | W | | 18 | 6 | 12 | 2 | 9 | 5 | 2 | |
| | | Ges | | 20 | 9 | 12 | 3 | 12 | 6 | 4 | |
| Frankoromanist./Franzö. | M.Ed.Gym. 2.F. (alt) | M | | | 3 | | | | | | |
| | | W | | 10 | 5 | 3 | 7 | 10 | 4 | 1 | |
| | | Ges | | 10 | 8 | 3 | 7 | 10 | 4 | 1 | |
| Frankoromanist./Franzö. | M.Ed.Gym/OS LF | M | | | | | | | | | 1 |
| | | W | | | | | | 5 | 23 | 19 | |
| | | Ges | | | | | | 5 | 23 | 20 | |
| Hispanistik/Spanisch | BA FWmP KF | M | | | | 4 | 2 | 5 | | 2 | 1 |
| | | W | | | | 7 | 6 | 4 | 7 | 5 | 7 |
| | | Ges | | | | 11 | 8 | 9 | 7 | 7 | 8 |
| Hispanistik/Spanisch | BA FWmP PF | M | | | | 2 | 5 | 1 | 2 | | 3 |
| | | W | | | | 12 | 16 | 2 | 10 | 6 | 8 |
| | | Ges | | | | 14 | 21 | 3 | 12 | 6 | 11 |
| Hispanistik/Spanisch | BA LA Gym/OS LF | M | | | | 10 | 6 | 7 | 11 | 6 | 11 |
| | | W | | | | 18 | 23 | 28 | 33 | 30 | 32 |
| | | Ges | | | | 28 | 29 | 35 | 44 | 36 | 43 |
| Hispanistik/Spanisch | M.Ed.Gym. 1.F. (alt) | M | | 2 | 5 | 1 | 7 | | 1 | 1 | |
| | | W | | 20 | 14 | 13 | 13 | 19 | 5 | 3 | |
| | | Ges | | 22 | 19 | 14 | 20 | 19 | 6 | 4 | |
| Hispanistik/Spanisch | M.Ed.Gym. 2.F. (alt) | M | | | 4 | 2 | 2 | 3 | 3 | | |
| | | W | | 9 | 7 | 7 | 12 | 9 | 3 | 1 | |
| | | Ges | | 9 | 11 | 9 | 14 | 12 | 6 | 1 | |
| Hispanistik/Spanisch | M.Ed.Gym/OS LF | M | | | | | | | 5 | 3 | 4 |
| | | W | | | | | | 9 | 14 | 15 | |
| | | Ges | | | | | | 14 | 17 | 19 | |
| Language Sciences | Master | M | | 1 | 2 | 6 | 1 | | | 2 | |
| | | W | 2 | 4 | 8 | 32 | 9 | 6 | 10 | 12 | 7 |
| | | Ges | 2 | 5 | 10 | 38 | 10 | 6 | 10 | 14 | 7 |
| Linguistik | BA FWmP KF | M | | | | 5 | 5 | 4 | 7 | 4 | 12 |
| | | W | | | | 14 | 13 | 14 | 19 | 26 | 18 |
| | | Ges | | | | 19 | 18 | 18 | 26 | 30 | 30 |
| Linguistik | BA FWmP PF | M | | | | 3 | 6 | 6 | 2 | 10 | 9 |
| | | W | | | | 9 | 17 | 20 | 26 | 26 | 17 |
| | | Ges | | | | 12 | 23 | 26 | 28 | 36 | 26 |
| Transnat.Literaturwiss. | Master | M | | 3 | 5 | 4 | 3 | 2 | 4 | 2 | 5 |
| | | W | | 9 | 21 | 43 | 12 | 15 | 15 | 18 | 15 |
| | | Ges | | 12 | 26 | 47 | 15 | 17 | 19 | 20 | 20 |
| Fachbereich 10 | | M | 108 | 135 | 212 | 174 | 222 | 176 | 174 | 224 | 222 |
| | | W | 390 | 691 | 781 | 709 | 757 | 710 | 738 | 940 | 810 |
| | | Ges | 498 | 826 | 993 | 883 | 979 | 886 | 912 | 1164 | 1032 |

Fortsetzung. Studienfälle im 1. Fachsemester



6. Studienfallkohorten bis zum WS 14/15

| English Speaking C. BA BiPeB EF | Fachsemester | | | | | | | | |
|------------------------------------|-----------------------------|------|-------|-------|-------|-------|------|------|------|
| | Abbruch oder Wechsel in RSZ | | | | | | >RSZ | | |
| | 1 | 2 | 3 | 4 | 5 | 6 | 7 | 8 | 9 |
| Kohorte 11/12 | 2 | 3 | 4 | 4 | 4 | 4 | 1 | | |
| Schwund in % | | -50% | -100% | -100% | -100% | -100% | 50% | 100% | 100% |
| Kohorte 12/13 | 4 | 4 | 2 | 2 | 2 | 1 | 1 | 1 | 100% |
| Schwund in % | | | 50% | 50% | 50% | 75% | 75% | 75% | |
| Kohorte 13/14 | 7 | 5 | 5 | 5 | 4 | 4 | | | |
| Schwund in % | | 29% | 29% | 29% | 43% | 43% | 100% | | |
| Kohorte 14/15 | 4 | 1 | 1 | 1 | 1 | | | | |
| Schwund in % | | 75% | 75% | 75% | 75% | | | | |

| English Speaking C. BA FWmP KF | Fachsemester | | | | | | | | |
|-----------------------------------|-----------------------------|-----|-----|-----|-----|-----|------|-----|-----|
| | Abbruch oder Wechsel in RSZ | | | | | | >RSZ | | |
| | 1 | 2 | 3 | 4 | 5 | 6 | 7 | 8 | 9 |
| Kohorte 11/12 | 17 | 15 | 15 | 14 | 15 | 11 | 10 | 10 | 7 |
| Schwund in % | | 12% | 12% | 18% | 12% | 35% | 41% | 41% | 59% |
| Kohorte 12/13 | 23 | 21 | 18 | 16 | 17 | 17 | 11 | 9 | 4 |
| Schwund in % | | 9% | 22% | 30% | 26% | 26% | 52% | 61% | 83% |
| Kohorte 13/14 | 21 | 21 | 18 | 20 | 15 | 16 | 14 | | |
| Schwund in % | | | 14% | 5% | 29% | 24% | 33% | | |
| Kohorte 14/15 | 15 | 15 | 15 | 15 | 15 | | | | |
| Schwund in % | | | | | | | | | |

| English Speaking C. BA FWmP PF | Fachsemester | | | | | | | | |
|-----------------------------------|-----------------------------|-----|-----|-----|-----|-----|------|-----|-----|
| | Abbruch oder Wechsel in RSZ | | | | | | >RSZ | | |
| | 1 | 2 | 3 | 4 | 5 | 6 | 7 | 8 | 9 |
| Kohorte 11/12 | 20 | 19 | 15 | 15 | 12 | 12 | 9 | 9 | 7 |
| Schwund in % | | 5% | 25% | 25% | 40% | 40% | 55% | 55% | 65% |
| Kohorte 12/13 | 42 | 33 | 23 | 23 | 21 | 22 | 19 | 17 | 8 |
| Schwund in % | | 21% | 45% | 45% | 50% | 48% | 55% | 26% | 65% |
| Kohorte 13/14 | 29 | 27 | 23 | 22 | 20 | 18 | 13 | | |
| Schwund in % | | 7% | 21% | 24% | 31% | 14% | 38% | | |
| Kohorte 14/15 | 25 | 20 | 13 | 12 | 9 | | | | |
| Schwund in % | | 20% | 48% | 52% | 64% | | | | |

Fortsetzung: Studienfallkohorten

| English Speaking C. BA LA | Fachsemester | | | | | | | | |
|------------------------------|-----------------------------|------|-----|-----|-----|-----|------|-----|-----|
| | Abbruch oder Wechsel in RSZ | | | | | | >RSZ | | |
| | 1 | 2 | 3 | 4 | 5 | 6 | 7 | 8 | 9 |
| Kohorte 11/12 | 52 | 53 | 53 | 51 | 48 | 47 | 33 | 31 | 18 |
| Schwund in % | | -2% | -2% | 2% | 8% | 10% | 37% | 40% | 65% |
| Kohorte 12/13 | 52 | 58 | 44 | 41 | 36 | 33 | 27 | 23 | 8 |
| Schwund in % | | -12% | 15% | 21% | 31% | 37% | 48% | 56% | 85% |
| Kohorte 13/14 | 49 | 49 | 44 | 45 | 45 | 39 | 29 | | |
| Schwund in % | | | 10% | 8% | 8% | 20% | 41% | | |
| Kohorte 14/15 | 58 | 61 | 60 | 58 | 53 | | | | |
| Schwund in % | | -5% | -3% | | 9% | | | | |

| English-Sp.-C. M.Ed. Ber. 2.F. | Fachsemester | | | | | | |
|-----------------------------------|--------------|-------|-----|-----|------|------|------|
| | <= RSZ | | | | >RSZ | | |
| | 1 | 2 | 3 | 4 | 5 | 6 | 7 |
| Kohorte 11/12 | 2 | 4 | 2 | 2 | 2 | | |
| Schwund in % | | -100% | | | | 100% | 100% |
| Kohorte 12/13 | 2 | 2 | 1 | 1 | 1 | 1 | 1 |
| Schwund in % | | | 50% | 50% | 50% | 50% | 50% |
| Kohorte 13/14 | 1 | 1 | 1 | 1 | 1 | | |
| Schwund in % | | | | | | | 100% |

| English-Sp.-C. M.Ed. Grund | Fachsemester | | | | |
|-------------------------------|--------------|-------|-------|------|------|
| | <= RSZ | | >RSZ | | |
| | 1 | 2 | 3 | 4 | 5 |
| Kohorte 09/10 | 11 | 11 | 6 | 3 | 2 |
| Schwund in % | | | 45% | 73% | 82% |
| Kohorte 10/11 | 9 | 9 | 3 | 3 | 1 |
| Schwund in % | | | 67% | 67% | 89% |
| Kohorte 11/12 | 7 | 7 | 2 | 1 | 1 |
| Schwund in % | | | 71% | 86% | 86% |
| Kohorte 12/13 | 3 | 4 | 3 | 1 | |
| Schwund in % | | -33% | | 67% | 100% |
| Kohorte 13/14 | 8 | 9 | 2 | | |
| Schwund in % | | -13% | 75% | 100% | 100% |
| Kohorte 14/15 | 1 | 2 | 2 | 1 | |
| Schwund in % | | -100% | -100% | | 100% |

| English-Sp.-C. M.Ed. Gym. 1.F. | Fachsemester | | | | | | |
|-----------------------------------|--------------|------|------|-----|------|-----|-----|
| | <= RSZ | | | | >RSZ | | |
| | 1 | 2 | 3 | 4 | 5 | 6 | 7 |
| Kohorte 09/10 | 32 | 31 | 30 | 31 | 15 | 6 | 1 |
| Schwund in % | | 3% | 6% | 3% | 53% | 81% | 97% |
| Kohorte 10/11 | 32 | 34 | 35 | 34 | 20 | 9 | 4 |
| Schwund in % | | -6% | -9% | -6% | 38% | 72% | 88% |
| Kohorte 11/12 | 36 | 35 | 33 | 34 | 26 | 16 | 9 |
| Schwund in % | | 3% | 8% | 6% | 28% | 56% | 75% |
| Kohorte 12/13 | 25 | 28 | 26 | 23 | 17 | 12 | 3 |
| Schwund in % | | -12% | -4% | 8% | 32% | 52% | 88% |
| Kohorte 13/14 | 23 | 28 | 26 | 25 | 17 | 12 | 6 |
| Schwund in % | | -22% | -13% | -9% | 26% | 48% | 74% |
| Kohorte 14/15 | 11 | 15 | 13 | 11 | 10 | | |
| Schwund in % | | -36% | -18% | | 9% | | |

| English-Sp.-C. M.Ed. Gym. 2.F. | Fachsemester | | | | | | |
|-----------------------------------|--------------|------|------|------|------|-----|-----|
| | <= RSZ | | | | >RSZ | | |
| | 1 | 2 | 3 | 4 | 5 | 6 | 7 |
| Kohorte 09/10 | 21 | 21 | 17 | 17 | 7 | 3 | 2 |
| Schwund in % | | | 19% | 19% | 67% | 86% | 90% |
| Kohorte 10/11 | 16 | 17 | 16 | 16 | 12 | 4 | 3 |
| Schwund in % | | -6% | | | 25% | 75% | 81% |
| Kohorte 11/12 | 11 | 12 | 12 | 13 | 11 | 5 | 2 |
| Schwund in % | | -9% | -9% | -18% | | 55% | 82% |
| Kohorte 12/13 | 11 | 13 | 13 | 13 | 11 | 9 | 1 |
| Schwund in % | | -18% | -18% | -18% | | 18% | 91% |
| Kohorte 13/14 | 13 | 12 | 11 | 10 | 8 | 6 | 2 |
| Schwund in % | | 8% | 15% | 23% | 38% | 74% | 91% |
| Kohorte 14/15 | 7 | 7 | 5 | 4 | 2 | | |
| Schwund in % | | | 29% | 43% | 71% | | |

| English-Sp.-C. M.Ed. Sek | Fachsemester | | | | |
|-----------------------------|--------------|------|------|------|------|
| | <= RSZ | | >RSZ | | |
| | 1 | 2 | 3 | 4 | 5 |
| Kohorte 10/11 | 8 | 9 | 7 | 3 | |
| Schwund in % | | -13% | 13% | 63% | 100% |
| Kohorte 11/12 | 3 | 5 | 1 | | |
| Schwund in % | | -67% | 67% | 100% | 100% |
| Kohorte 12/13 | 3 | 3 | 2 | 1 | 1 |
| Schwund in % | | | 33% | 67% | 67% |
| Kohorte 13/14 | 7 | 6 | 4 | 2 | |
| Schwund in % | | 14% | 43% | 71% | 100% |
| Kohorte 14/15 | 3 | 3 | 3 | 2 | 1 |
| Schwund in % | | | 33% | 67% | |

Fortsetzung: Studienfallkohorten

| Frankoromanist BA FWmP KF | Fachsemester | | | | | | | | |
|------------------------------|-----------------------------|-----|-----|-----|-----|-----|------|-----|-----|
| | Abbruch oder Wechsel in RSZ | | | | | | >RSZ | | |
| | 1 | 2 | 3 | 4 | 5 | 6 | 7 | 8 | 9 |
| Kohorte 11/12 | 20 | 19 | 15 | 11 | 10 | 9 | 6 | 4 | 3 |
| Schwund in % | | 5% | 25% | 45% | 50% | 55% | 70% | 80% | 85% |
| Kohorte 12/13 | 20 | 14 | 9 | 9 | 9 | 7 | 7 | 7 | 4 |
| Schwund in % | | 30% | 55% | 55% | 55% | 65% | 65% | 65% | 80% |
| Kohorte 13/14 | 5 | 5 | 3 | 4 | 4 | 3 | 1 | | |
| Schwund in % | | | 40% | 20% | 20% | 40% | 80% | | |
| Kohorte 14/15 | 13 | 10 | 5 | 5 | 4 | | | | |
| Schwund in % | | 23% | 62% | 62% | 69% | | | | |

| Frankoromanist BA FWmP PF | Fachsemester | | | | | | | | |
|------------------------------|-----------------------------|-----|-----|-----|-----|-----|------|-----|------|
| | Abbruch oder Wechsel in RSZ | | | | | | >RSZ | | |
| | 1 | 2 | 3 | 4 | 5 | 6 | 7 | 8 | 9 |
| Kohorte 11/12 | 13 | 10 | 3 | 3 | 2 | 2 | 2 | 2 | 1 |
| Schwund in % | | 23% | 77% | 77% | 85% | 85% | 85% | 85% | 92% |
| Kohorte 12/13 | 11 | 10 | 8 | 7 | 7 | 7 | 5 | 5 | |
| Schwund in % | | 9% | 27% | 36% | 36% | 36% | 55% | 75% | 100% |
| Kohorte 13/14 | 6 | 5 | 1 | 1 | 1 | 1 | 1 | | |
| Schwund in % | | 17% | 83% | 83% | 83% | 80% | 80% | | |
| Kohorte 14/15 | 9 | 7 | 4 | 2 | 1 | | | | |
| Schwund in % | | 22% | 56% | 78% | 89% | | | | |

| Frankoromanist BA LA | Fachsemester | | | | | | | | |
|-------------------------|-----------------------------|-----|-----|-----|-----|-----|------|-----|-----|
| | Abbruch oder Wechsel in RSZ | | | | | | >RSZ | | |
| | 1 | 2 | 3 | 4 | 5 | 6 | 7 | 8 | 9 |
| Kohorte 11/12 | 35 | 35 | 32 | 28 | 27 | 27 | 22 | 21 | 8 |
| Schwund in % | | | 9% | 20% | 23% | 23% | 37% | 40% | 77% |
| Kohorte 12/13 | 44 | 44 | 36 | 34 | 31 | 30 | 14 | 11 | 4 |
| Schwund in % | | | 18% | 23% | 30% | 32% | 68% | 75% | 91% |
| Kohorte 13/14 | 33 | 32 | 27 | 25 | 24 | 23 | 14 | | |
| Schwund in % | | 3% | 18% | 24% | 27% | 30% | 58% | | |
| Kohorte 14/15 | 50 | 43 | 37 | 35 | 25 | | | | |
| Schwund in % | | 14% | 26% | 30% | 50% | | | | |

| Frankoromanist. M.Ed. Gym. 1.F. | Fachsemester | | | | | | |
|------------------------------------|--------------|------|------|-------|------|------|------|
| | <= RSZ | | | | >RSZ | | |
| | 1 | 2 | 3 | 4 | 5 | 6 | 7 |
| Kohorte 09/10 | 20 | 20 | 19 | 19 | 5 | 1 | |
| Schwund in % | | | 5% | 5% | 75% | 95% | 100% |
| Kohorte 10/11 | 9 | 10 | 8 | 7 | 4 | 2 | 2 |
| Schwund in % | | -11% | 11% | 22% | 56% | 78% | 78% |
| Kohorte 11/12 | 12 | 12 | 12 | 12 | 4 | | |
| Schwund in % | | | | | 67% | 100% | 100% |
| Kohorte 12/13 | 3 | 5 | 4 | 6 | 2 | 2 | 1 |
| Schwund in % | | -67% | -33% | -100% | 33% | 33% | 67% |
| Kohorte 13/14 | 12 | 16 | 15 | 15 | 10 | 6 | 2 |
| Schwund in % | | -33% | -25% | -25% | 17% | 50% | 83% |
| Kohorte 14/15 | 6 | 7 | 6 | 5 | 3 | | |
| Schwund in % | | -17% | | 17% | 50% | | |

| Frankoromanist. M.Ed. Gym. 2.F. | Fachsemester | | | | | | |
|------------------------------------|--------------|-------|-------|-------|------|-----|------|
| | <= RSZ | | | | >RSZ | | |
| | 1 | 2 | 3 | 4 | 5 | 6 | 7 |
| Kohorte 09/10 | 10 | 10 | 10 | 10 | 4 | 3 | |
| Schwund in % | | | | | 60% | 70% | 100% |
| Kohorte 10/11 | 8 | 9 | 8 | 8 | 4 | 2 | |
| Schwund in % | | -13% | | | 50% | 75% | 100% |
| Kohorte 11/12 | 3 | 6 | 4 | 3 | 1 | 1 | |
| Schwund in % | | -100% | -33% | | 67% | 67% | 100% |
| Kohorte 12/13 | 7 | 7 | 7 | 7 | 4 | 3 | 1 |
| Schwund in % | | | | | 43% | 57% | 86% |
| Kohorte 13/14 | 10 | 9 | 8 | 8 | 6 | 4 | 2 |
| Schwund in % | | 10% | 20% | 20% | 40% | 67% | 83% |
| Kohorte 14/15 | 4 | 8 | 8 | 8 | 6 | | |
| Schwund in % | | -100% | -100% | -100% | -50% | | |

| Frankoromanist. M.Ed. Sek | Fachsemester | | | | |
|------------------------------|--------------|-----|------|-----|------|
| | <= RSZ | | >RSZ | | |
| | 1 | 2 | 3 | 4 | 5 |
| Kohorte 09/10 | 1 | 1 | 1 | 1 | |
| Schwund in % | | | | | 100% |
| Kohorte 10/11 | 5 | 3 | 2 | 1 | |
| Schwund in % | | 40% | 60% | 80% | 100% |
| Kohorte 11/12 | 9 | 9 | 6 | 3 | 1 |
| Schwund in % | | | 33% | 67% | 89% |
| Kohorte 13/14 | 3 | 3 | 3 | 2 | |
| Schwund in % | | | | 33% | 100% |

Fortsetzung: Studienfallkohorten

| Germanistik/Deutsch BA BiPeB EF | Fachsemester | | | | | | | | |
|------------------------------------|-----------------------------|-----|-----|-----|-----|-----|------|-----|-----|
| | Abbruch oder Wechsel in RSZ | | | | | | >RSZ | | |
| | 1 | 2 | 3 | 4 | 5 | 6 | 7 | 8 | 9 |
| Kohorte 11/12 | 31 | 28 | 24 | 24 | 21 | 20 | 2 | 2 | 1 |
| Schwund in % | | 10% | 23% | 23% | 32% | 35% | 94% | 94% | 97% |
| Kohorte 12/13 | 38 | 37 | 35 | 30 | 29 | 29 | 7 | 5 | 2 |
| Schwund in % | | 3% | 8% | 21% | 24% | 24% | 82% | 87% | 95% |
| Kohorte 13/14 | 36 | 36 | 30 | 28 | 20 | 18 | 7 | | |
| Schwund in % | | | 17% | 22% | 44% | 50% | 81% | | |
| Kohorte 14/15 | 46 | 44 | 39 | 36 | 34 | | | | |
| Schwund in % | | 4% | 15% | 22% | 26% | | | | |

| Germanistik/Deutsch BA BiPeB UF | Fachsemester | | | | | | | | |
|------------------------------------|-----------------------------|-----|-----|-----|-----|-----|------|-----|-----|
| | Abbruch oder Wechsel in RSZ | | | | | | >RSZ | | |
| | 1 | 2 | 3 | 4 | 5 | 6 | 7 | 8 | 9 |
| Kohorte 11/12 | 121 | 121 | 119 | 112 | 110 | 105 | 37 | 31 | 7 |
| Schwund in % | | | 2% | 7% | 9% | 13% | 69% | 74% | 94% |
| Kohorte 12/13 | 189 | 187 | 170 | 167 | 153 | 145 | 48 | 36 | 16 |
| Schwund in % | | 1% | 10% | 12% | 19% | 23% | 75% | 5% | 58% |
| Kohorte 13/14 | 121 | 111 | 114 | 110 | 108 | 99 | 34 | | |
| Schwund in % | | 8% | 6% | 9% | 11% | 18% | 72% | | |
| Kohorte 14/15 | 111 | 105 | 97 | 93 | 83 | | | | |
| Schwund in % | | 5% | 13% | 16% | 25% | | | | |

| Germanistik/Deutsch BA FWmP KF | Fachsemester | | | | | | | | |
|-----------------------------------|-----------------------------|------|-----|-----|------|-----|------|-----|-----|
| | Abbruch oder Wechsel in RSZ | | | | | | >RSZ | | |
| | 1 | 2 | 3 | 4 | 5 | 6 | 7 | 8 | 9 |
| Kohorte 11/12 | 18 | 22 | 17 | 18 | 20 | 19 | 17 | 16 | 9 |
| Schwund in % | | -22% | 6% | | -11% | -6% | 6% | 11% | 50% |
| Kohorte 12/13 | 30 | 26 | 25 | 25 | 22 | 22 | 21 | 16 | 6 |
| Schwund in % | | 13% | 17% | 17% | 27% | 27% | 30% | 47% | 80% |
| Kohorte 13/14 | 29 | 31 | 25 | 23 | 22 | 19 | 10 | | |
| Schwund in % | | -7% | 14% | 21% | 24% | 34% | 66% | | |
| Kohorte 14/15 | 23 | 27 | 20 | 19 | 19 | | | | |
| Schwund in % | | -17% | 13% | 17% | 17% | | | | |

| Germanistik/Deutsch BA FWmP PF | Fachsemester | | | | | | | | |
|-----------------------------------|-----------------------------|----|-----|-----|-----|-----|------|-----|-----|
| | Abbruch oder Wechsel in RSZ | | | | | | >RSZ | | |
| | 1 | 2 | 3 | 4 | 5 | 6 | 7 | 8 | 9 |
| Kohorte 11/12 | 50 | 47 | 47 | 46 | 42 | 39 | 22 | 14 | 9 |
| Schwund in % | | 6% | 6% | 8% | 16% | 22% | 56% | 72% | 82% |
| Kohorte 12/13 | 62 | 60 | 51 | 48 | 45 | 42 | 29 | 24 | 12 |
| Schwund in % | | 3% | 18% | 23% | 27% | 32% | 53% | 20% | 60% |
| Kohorte 13/14 | 52 | 50 | 43 | 42 | 37 | 33 | 27 | | |
| Schwund in % | | 4% | 17% | 19% | 29% | 37% | 48% | | |
| Kohorte 14/15 | 61 | 56 | 47 | 47 | 45 | | | | |
| Schwund in % | | 8% | 23% | 23% | 26% | | | | |

| Germanistik/Deutsch BA LA | Fachsemester | | | | | | | | |
|------------------------------|-----------------------------|-----|-----|-----|-----|-----|------|-----|-----|
| | Abbruch oder Wechsel in RSZ | | | | | | >RSZ | | |
| | 1 | 2 | 3 | 4 | 5 | 6 | 7 | 8 | 9 |
| Kohorte 11/12 | 77 | 76 | 74 | 71 | 65 | 66 | 32 | 29 | 18 |
| Schwund in % | | 1% | 4% | 8% | 16% | 14% | 58% | 62% | 77% |
| Kohorte 12/13 | 101 | 103 | 93 | 90 | 83 | 82 | 44 | 39 | 18 |
| Schwund in % | | -2% | 8% | 11% | 18% | 19% | 56% | 61% | 82% |
| Kohorte 13/14 | 95 | 88 | 82 | 79 | 70 | 63 | 35 | | |
| Schwund in % | | 7% | 14% | 17% | 26% | 34% | 63% | | |
| Kohorte 14/15 | 94 | 90 | 87 | 86 | 81 | | | | |
| Schwund in % | | 4% | 7% | 9% | 14% | | | | |

Fortsetzung: Studienfallkohorten

| Germanistik Master | Fachsemester | | | | | | | | |
|-----------------------|--------------|------|------|------|---------------------------|-----|-----|-----|-----|
| | <=RSZ | | | | > RSZ/Abgang wg. Abschluß | | | | |
| | 1 | 2 | 3 | 4 | 5 | 6 | 7 | 8 | 9 |
| Kohorte 09/10 | 20 | 19 | 16 | 15 | 14 | 12 | 5 | 4 | 3 |
| Schwund in % | | 5% | 20% | 25% | 30% | 40% | 75% | 80% | 85% |
| Kohorte 10/11 | 22 | 23 | 19 | 19 | 12 | 10 | 8 | 8 | 5 |
| Schwund in % | | -5% | 14% | 14% | 45% | 55% | 64% | 64% | 77% |
| Kohorte 11/12 | 28 | 25 | 25 | 23 | 13 | 9 | 5 | 6 | 4 |
| Schwund in % | | 11% | 11% | 18% | 54% | 68% | 82% | 79% | 86% |
| Kohorte 12/13 | 22 | 21 | 18 | 18 | 12 | 8 | 5 | 4 | 2 |
| Schwund in % | | 5% | 18% | 18% | 45% | 64% | 77% | 82% | 91% |
| Kohorte 13/14 | 31 | 26 | 23 | 23 | 20 | 10 | 8 | | |
| Schwund in % | | 16% | 26% | 26% | 35% | 68% | 74% | | |
| Kohorte 14/15 | 17 | 23 | 23 | 23 | 19 | | | | |
| Schwund in % | | -35% | -35% | -35% | -12% | | | | |

| Germa./Deutsch M.Ed. Grund | Fachsemester | | | | |
|-------------------------------|--------------|------|------|-----|-----|
| | <= RSZ | | >RSZ | | |
| | 1 | 2 | 3 | 4 | 5 |
| Kohorte 10/11 | 69 | 74 | 40 | 24 | 9 |
| Schwund in % | | -7% | 42% | 65% | 87% |
| Kohorte 11/12 | 51 | 52 | 26 | 16 | 10 |
| Schwund in % | | -2% | 49% | 69% | 80% |
| Kohorte 12/13 | 53 | 55 | 39 | 30 | 13 |
| Schwund in % | | -4% | 26% | 43% | 75% |
| Kohorte 13/14 | 62 | 80 | 50 | 22 | 13 |
| Schwund in % | | -29% | 19% | 65% | 79% |
| Kohorte 14/15 | 9 | 13 | 12 | 9 | 4 |
| Schwund in % | | -44% | -33% | 56% | |

| Germa./Deutsch M.Ed. Gym. 1.F. | Fachsemester | | | | | | |
|-----------------------------------|--------------|------|------|-----|------|-----|-----|
| | <= RSZ | | | | >RSZ | | |
| | 1 | 2 | 3 | 4 | 5 | 6 | 7 |
| Kohorte 10/11 | 21 | 22 | 20 | 17 | 13 | 10 | 5 |
| Schwund in % | | -5% | 5% | 19% | 38% | 52% | 76% |
| Kohorte 11/12 | 23 | 24 | 23 | 23 | 16 | 11 | 9 |
| Schwund in % | | -4% | | | 30% | 52% | 61% |
| Kohorte 12/13 | 27 | 29 | 26 | 26 | 19 | 12 | 6 |
| Schwund in % | | -7% | 4% | 4% | 30% | 56% | 78% |
| Kohorte 13/14 | 24 | 28 | 26 | 25 | 17 | 12 | 9 |
| Schwund in % | | -17% | -8% | -4% | 29% | 81% | 85% |
| Kohorte 14/15 | 10 | 13 | 12 | 9 | 7 | | |
| Schwund in % | | -30% | -20% | 10% | 30% | | |

| Germa./Deutsch M.Ed. Gym. 2.F. | Fachsemester | | | | | | |
|-----------------------------------|--------------|------|------|------|------|------|------|
| | <= RSZ | | | | >RSZ | | |
| | 1 | 2 | 3 | 4 | 5 | 6 | 7 |
| Kohorte 08/09 | 7 | 6 | 6 | 6 | 2 | | |
| Schwund in % | | 14% | 14% | 14% | 71% | 100% | 100% |
| Kohorte 09/10 | 17 | 19 | 18 | 15 | 10 | 5 | 4 |
| Schwund in % | | -12% | -6% | 12% | 41% | 71% | 76% |
| Kohorte 10/11 | 10 | 12 | 11 | 11 | 8 | 3 | 1 |
| Schwund in % | | -20% | -10% | -10% | 20% | 70% | 90% |
| Kohorte 11/12 | 25 | 24 | 22 | 20 | 14 | 7 | 3 |
| Schwund in % | | 4% | 12% | 20% | 44% | 72% | 88% |
| Kohorte 12/13 | 18 | 20 | 15 | 14 | 12 | 4 | 2 |
| Schwund in % | | -11% | 17% | 22% | 33% | 78% | 89% |
| Kohorte 13/14 | 20 | 20 | 20 | 17 | 10 | 5 | 2 |
| Schwund in % | | | | 15% | 50% | 75% | 90% |
| Kohorte 14/15 | 5 | 6 | 6 | 6 | 4 | | |
| Schwund in % | | -20% | -20% | -20% | 20% | | |

| Germa./Deutsch M.Ed. Sek | Fachsemester | | | | |
|-----------------------------|--------------|------|------|-----|-----|
| | <= RSZ | | >RSZ | | |
| | 1 | 2 | 3 | 4 | 5 |
| Kohorte 08/09 | 9 | 9 | 6 | 5 | 1 |
| Schwund in % | | | 33% | 44% | 89% |
| Kohorte 09/10 | 8 | 8 | 7 | 4 | 2 |
| Schwund in % | | | 13% | 50% | 75% |
| Kohorte 10/11 | 14 | 14 | 8 | 8 | 2 |
| Schwund in % | | | 43% | 43% | 86% |
| Kohorte 11/12 | 10 | 10 | 5 | 5 | 2 |
| Schwund in % | | | 50% | 50% | 80% |
| Kohorte 12/13 | 7 | 6 | 5 | 4 | 1 |
| Schwund in % | | 14% | 29% | 43% | 86% |
| Kohorte 13/14 | 12 | 10 | 8 | 4 | 3 |
| Schwund in % | | 17% | 33% | 67% | 75% |
| Kohorte 14/15 | 5 | 6 | 3 | 2 | 1 |
| Schwund in % | | -20% | 40% | 60% | 80% |

| Germa./Deutsch M.Ed. SonPä | Fachsemester | | | | | | |
|-------------------------------|--------------|------|------|------|------|-----|-----|
| | <= RSZ | | | | >RSZ | | |
| | 1 | 2 | 3 | 4 | 5 | 6 | 7 |
| Kohorte 08/09 | 11 | 12 | 12 | 12 | 7 | 3 | 2 |
| Schwund in % | | -9% | -9% | -9% | 36% | 73% | 82% |
| Kohorte 09/10 | 10 | 13 | 13 | 13 | 11 | 7 | 7 |
| Schwund in % | | -30% | -30% | -30% | -10% | 30% | 30% |
| Kohorte 10/11 | 13 | 11 | 12 | 12 | 9 | 6 | 4 |
| Schwund in % | | 15% | 8% | 8% | 31% | 54% | 69% |
| Kohorte 11/12 | 13 | 12 | 11 | 11 | 10 | 6 | 1 |
| Schwund in % | | 8% | 15% | 15% | 23% | 54% | 92% |
| Kohorte 12/13 | 20 | 19 | 18 | 18 | 10 | 7 | 4 |
| Schwund in % | | 5% | 10% | 10% | 50% | 65% | 80% |
| Kohorte 13/14 | 20 | 23 | 23 | 23 | 17 | 7 | 1 |
| Schwund in % | | -15% | -15% | -15% | 15% | 65% | 95% |
| Kohorte 14/15 | 3 | 3 | 3 | 3 | 4 | | |
| Schwund in % | | | | | -33% | | |

Fortsetzung: Studienfallkohorten

| Hispanistik/Sp. BA FWmP KF | Fachsemester | | | | | | | | |
|-------------------------------|-----------------------------|------|-----|-----|-----|-----|------|-----|-----|
| | Abbruch oder Wechsel in RSZ | | | | | | >RSZ | | |
| | 1 | 2 | 3 | 4 | 5 | 6 | 7 | 8 | 9 |
| Kohorte 11/12 | 11 | 9 | 8 | 7 | 4 | 5 | 4 | 3 | 2 |
| Schwund in % | | 18% | 27% | 36% | 64% | 55% | 64% | 73% | 82% |
| Kohorte 12/13 | 8 | 9 | 6 | 5 | 6 | 6 | 6 | 6 | 2 |
| Schwund in % | | -13% | 25% | 38% | 25% | 25% | 25% | 25% | 75% |
| Kohorte 13/14 | 9 | 7 | 5 | 4 | 3 | 2 | 1 | | |
| Schwund in % | | 22% | 44% | 56% | 67% | 78% | 89% | | |
| Kohorte 14/15 | 7 | 4 | 4 | 4 | 3 | | | | |
| Schwund in % | | 43% | 43% | 43% | 57% | | | | |

| Hispanistik/Sp. BA FWmP PF | Fachsemester | | | | | | | | |
|-------------------------------|-----------------------------|-----|-----|-----|-----|-----|------|-----|-----|
| | Abbruch oder Wechsel in RSZ | | | | | | >RSZ | | |
| | 1 | 2 | 3 | 4 | 5 | 6 | 7 | 8 | 9 |
| Kohorte 11/12 | 14 | 12 | 9 | 6 | 5 | 4 | 4 | 4 | 2 |
| Schwund in % | | 14% | 36% | 57% | 64% | 71% | 71% | 71% | 86% |
| Kohorte 12/13 | 21 | 17 | 9 | 7 | 3 | 3 | 3 | 4 | 3 |
| Schwund in % | | 19% | 57% | 67% | 86% | 86% | 86% | 50% | 63% |
| Kohorte 13/14 | 3 | 1 | 1 | 1 | 1 | 1 | 1 | | |
| Schwund in % | | 67% | 67% | 67% | 67% | 89% | 89% | | |
| Kohorte 14/15 | 12 | 12 | 6 | 5 | 5 | | | | |
| Schwund in % | | | 50% | 58% | 58% | | | | |

| Hispanistik/Sp. BA LA | Fachsemester | | | | | | | | |
|--------------------------|-----------------------------|------|------|------|-----|-----|------|-----|-----|
| | Abbruch oder Wechsel in RSZ | | | | | | >RSZ | | |
| | 1 | 2 | 3 | 4 | 5 | 6 | 7 | 8 | 9 |
| Kohorte 11/12 | 28 | 29 | 31 | 31 | 30 | 30 | 14 | 12 | 5 |
| Schwund in % | | -4% | -11% | -11% | -7% | -7% | 50% | 57% | 82% |
| Kohorte 12/13 | 29 | 32 | 26 | 24 | 21 | 17 | 12 | 11 | 4 |
| Schwund in % | | -10% | 10% | 17% | 28% | 41% | 59% | 62% | 86% |
| Kohorte 13/14 | 35 | 31 | 25 | 25 | 22 | 21 | 14 | | |
| Schwund in % | | 11% | 29% | 29% | 37% | 40% | 60% | | |
| Kohorte 14/15 | 44 | 40 | 38 | 34 | 31 | | | | |
| Schwund in % | | 9% | 14% | 23% | 30% | | | | |

| Hispa./Sp. M.Ed. Gym. 1.F. | Fachsemester | | | | | | |
|-------------------------------|--------------|------|------|------|------|-----|------|
| | <= RSZ | | | | >RSZ | | |
| | 1 | 2 | 3 | 4 | 5 | 6 | 7 |
| Kohorte 09/10 | 22 | 26 | 26 | 25 | 12 | 6 | 3 |
| Schwund in % | | -18% | -18% | -14% | 45% | 73% | 86% |
| Kohorte 10/11 | 19 | 22 | 21 | 21 | 18 | 4 | |
| Schwund in % | | -16% | -11% | -11% | 5% | 79% | 100% |
| Kohorte 11/12 | 14 | 13 | 10 | 9 | 8 | 4 | 3 |
| Schwund in % | | 7% | 29% | 36% | 43% | 71% | 79% |
| Kohorte 12/13 | 20 | 25 | 20 | 20 | 13 | 6 | 1 |
| Schwund in % | | -25% | | | 35% | 70% | 95% |
| Kohorte 13/14 | 19 | 23 | 21 | 21 | 12 | 5 | 1 |
| Schwund in % | | -21% | -11% | -11% | 37% | 74% | 95% |
| Kohorte 14/15 | 6 | 7 | 5 | 6 | 4 | | |
| Schwund in % | | -17% | 17% | | 33% | | |

| Hispa./Sp. M.Ed. Gym. 2.F. | Fachsemester | | | | | | |
|-------------------------------|--------------|------|------|------|------|-----|-----|
| | <= RSZ | | | | >RSZ | | |
| | 1 | 2 | 3 | 4 | 5 | 6 | 7 |
| Kohorte 09/10 | 9 | 9 | 7 | 7 | 2 | 1 | 1 |
| Schwund in % | | | 22% | 22% | 78% | 89% | 89% |
| Kohorte 10/11 | 11 | 13 | 11 | 12 | 10 | 8 | 1 |
| Schwund in % | | -18% | | -9% | 9% | 27% | 91% |
| Kohorte 11/12 | 9 | 9 | 8 | 9 | 4 | 4 | 1 |
| Schwund in % | | | 11% | | 56% | 56% | 89% |
| Kohorte 12/13 | 14 | 18 | 17 | 16 | 12 | 9 | 6 |
| Schwund in % | | -29% | -21% | -14% | 14% | 36% | 57% |
| Kohorte 13/14 | 12 | 11 | 10 | 8 | 5 | 2 | 1 |
| Schwund in % | | 8% | 17% | 33% | 58% | 89% | 95% |
| Kohorte 14/15 | 6 | 11 | 9 | 9 | 8 | | |
| Schwund in % | | -83% | -50% | -50% | -33% | | |

Fortsetzung: Studienfallkohorten

| Language Sciences Master | Fachsemester | | | | | | | | |
|-----------------------------|--------------|-----|-----|-----|---------------------------|-----|-----|-----|------|
| | <=RSZ | | | | > RSZ/Abgang wg. Abschluß | | | | |
| | 1 | 2 | 3 | 4 | 5 | 6 | 7 | 8 | 9 |
| Kohorte 09/10 | 5 | 5 | 4 | 3 | 2 | 1 | 1 | 1 | |
| Schwund in % | | | 20% | 40% | 60% | 80% | 80% | 80% | 100% |
| Kohorte 10/11 | 10 | 9 | 8 | 7 | 7 | 6 | 3 | 2 | |
| Schwund in % | | 10% | 20% | 30% | 30% | 40% | 70% | 80% | 100% |
| Kohorte 11/12 | 38 | 19 | 16 | 15 | 14 | 14 | 11 | 4 | 1 |
| Schwund in % | | 50% | 58% | 61% | 63% | 63% | 71% | 89% | 97% |
| Kohorte 12/13 | 10 | 10 | 10 | 10 | 9 | 8 | 4 | 3 | 1 |
| Schwund in % | | | | | 10% | 20% | 60% | 70% | 90% |
| Kohorte 13/14 | 6 | 6 | 6 | 6 | 6 | 6 | 4 | | |
| Schwund in % | | | | | | | 33% | | |
| Kohorte 14/15 | 10 | 7 | 5 | 5 | 4 | | | | |
| Schwund in % | | 30% | 50% | 50% | 60% | | | | |

| Linguistik BA FWmP KF | Fachsemester | | | | | | | | |
|--------------------------|-----------------------------|-----|-----|-----|-----|-----|------|-----|-----|
| | Abbruch oder Wechsel in RSZ | | | | | | >RSZ | | |
| | 1 | 2 | 3 | 4 | 5 | 6 | 7 | 8 | 9 |
| Kohorte 11/12 | 19 | 18 | 10 | 10 | 9 | 9 | 6 | 5 | 4 |
| Schwund in % | | 5% | 47% | 47% | 53% | 53% | 68% | 74% | 79% |
| Kohorte 12/13 | 18 | 17 | 14 | 14 | 10 | 9 | 7 | 6 | 1 |
| Schwund in % | | 6% | 22% | 22% | 44% | 50% | 61% | 67% | 94% |
| Kohorte 13/14 | 18 | 16 | 13 | 13 | 11 | 11 | 8 | | |
| Schwund in % | | 11% | 28% | 28% | 39% | 39% | 56% | | |
| Kohorte 14/15 | 26 | 24 | 21 | 21 | 15 | | | | |
| Schwund in % | | 8% | 19% | 19% | 42% | | | | |

| Linguistik BA FWmP PF | Fachsemester | | | | | | | | |
|--------------------------|-----------------------------|-----|------|------|-----|-----|------|-----|-----|
| | Abbruch oder Wechsel in RSZ | | | | | | >RSZ | | |
| | 1 | 2 | 3 | 4 | 5 | 6 | 7 | 8 | 9 |
| Kohorte 11/12 | 12 | 13 | 14 | 14 | 12 | 12 | 8 | 8 | 7 |
| Schwund in % | | -8% | -17% | -17% | | | 33% | 33% | 42% |
| Kohorte 12/13 | 23 | 16 | 13 | 12 | 12 | 12 | 10 | 9 | 4 |
| Schwund in % | | 30% | 43% | 48% | 48% | 48% | 57% | 50% | 78% |
| Kohorte 13/14 | 26 | 20 | 14 | 13 | 12 | 14 | 9 | | |
| Schwund in % | | 23% | 46% | 50% | 54% | 22% | 50% | | |
| Kohorte 14/15 | 28 | 25 | 12 | 12 | 11 | | | | |
| Schwund in % | | 11% | 57% | 57% | 61% | | | | |

| Transnat. Literaturwiss. Master | Fachsemester | | | | | | | | |
|------------------------------------|--------------|------|-----|-----|---------------------------|-----|-----|-----|------|
| | <=RSZ | | | | > RSZ/Abgang wg. Abschluß | | | | |
| | 1 | 2 | 3 | 4 | 5 | 6 | 7 | 8 | 9 |
| Kohorte 09/10 | 12 | 13 | 11 | 11 | 9 | 8 | 2 | 1 | |
| Schwund in % | | -8% | 8% | 8% | 25% | 33% | 83% | 92% | 100% |
| Kohorte 10/11 | 26 | 23 | 20 | 19 | 17 | 13 | 6 | 4 | |
| Schwund in % | | 12% | 23% | 27% | 35% | 50% | 77% | 85% | 100% |
| Kohorte 11/12 | 47 | 28 | 23 | 22 | 17 | 13 | 6 | 3 | 2 |
| Schwund in % | | 40% | 51% | 53% | 64% | 72% | 87% | 94% | 96% |
| Kohorte 12/13 | 15 | 17 | 15 | 15 | 15 | 12 | 6 | 3 | 2 |
| Schwund in % | | -13% | | | | 20% | 60% | 80% | 87% |
| Kohorte 13/14 | 17 | 14 | 11 | 10 | 10 | 10 | 8 | | |
| Schwund in % | | 18% | 35% | 41% | 41% | 41% | 53% | | |
| Kohorte 14/15 | 19 | 22 | 18 | 16 | 13 | | | | |
| Schwund in % | | -16% | 5% | 16% | 32% | | | | |

7. Abschlussprüfungen im Prüfungsjahr 2016 (01.10.2015-30.09.2016)

| Fach | Abschluss | WS 15/16 | | | SoSe 16 | | | Prüfungsjahr 2016 | | |
|--------------------------------|-----------------------|----------|----|-----|---------|----|-----|-------------------|----|-----|
| | | M | W | Ges | M | W | Ges | M | W | Ges |
| Germanistik/Deutsch | Bachelor HF | | 4 | 4 | | 2 | 2 | | 6 | 6 |
| Germanistik/Deutsch | Bachelor NF | | 5 | 5 | 1 | | 1 | 1 | 5 | 6 |
| Germanistik/Deutsch | BA BiPEb 1. UF | 4 | 24 | 28 | | 19 | 19 | 4 | 43 | 47 |
| Germanistik/Deutsch | BA BiPEb 2. UF | 5 | 65 | 70 | 1 | 29 | 30 | 6 | 94 | 100 |
| Germanistik/Deutsch | BA BiPEb EF | 1 | 7 | 8 | | 9 | 9 | 1 | 16 | 17 |
| Germanistik/Deutsch | BA FWmP PF | 3 | 14 | 17 | 1 | 12 | 13 | 4 | 26 | 30 |
| Germanistik/Deutsch | BA FWmP KF | 1 | 2 | 3 | 2 | 15 | 17 | 3 | 17 | 20 |
| Germanistik/Deutsch | BA LA Gym/OS 1.F. | 9 | 25 | 34 | 6 | 12 | 18 | 15 | 37 | 52 |
| Germanistik/Deutsch | BA LA Gym/OS 2.F. | 3 | 4 | 7 | 2 | 7 | 9 | 5 | 11 | 16 |
| Germanistik/Deutsch | 1 Fach B.A. FBW | | 11 | 11 | | 1 | 1 | | 12 | 12 |
| Germanistik/Deutsch | Master | | 10 | 10 | 3 | 5 | 8 | 3 | 15 | 18 |
| Germanistik/Deutsch | 1 Fach Master Ed. Alt | 6 | 30 | 36 | 4 | 25 | 29 | 10 | 55 | 65 |
| Germanistik/Deutsch | 2 Fach Master Ed. Alt | 3 | 8 | 11 | | 6 | 6 | 3 | 14 | 17 |
| Germanistik / Deutsch | M.Ed.berufl. 2.LF | | | | | 1 | 1 | | 1 | 1 |
| Germanistik / Deutsch | M.Ed.Grund 1.UF | | | | | 17 | 17 | | 17 | 17 |
| Germanistik / Deutsch | M.Ed.Grund 2.UF | | | | | 1 | 1 | | 1 | 1 |
| Germanistik / Deutsch | M.Ed.Grund EF | | | | | 5 | 5 | | 5 | 5 |
| Germanistik / Deutsch | M.Ed.Gy/OS 1.LF | | | | 2 | 8 | 10 | 2 | 8 | 10 |
| Germanistik / Deutsch | M.Ed.Gy/OS 2.LF | | | | | 1 | 1 | | 1 | 1 |
| Germanistik / Deutsch | MEd.InkIPä 2.UF | | | | | 15 | 15 | | 15 | 15 |
| Germanistik / Deutsch | MEd.InkIPä EF | | | | | 1 | 1 | | 1 | 1 |
| Germanistik/Deutsch | M.Ed.berufl. 2.LF | 1 | | 1 | | | | 1 | | 1 |
| English-Speaking Cultures | Bachelor HF | | 3 | 3 | | | | | 3 | 3 |
| English-Speaking Cultures | Bachelor NF | 1 | 4 | 5 | | | | 1 | 4 | 5 |
| English-Speaking Cultures | BA BiPEb 2. UF | | 1 | 1 | | 1 | 1 | | 2 | 2 |
| English-Speaking Cultures | BA BiPEb EF | | 2 | 2 | | 2 | 2 | | 4 | 4 |
| English-Speaking Cultures | BA FWmP PF | | 2 | 2 | 1 | 8 | 9 | 1 | 10 | 11 |
| English-Speaking Cultures | BA FWmP KF | 2 | 7 | 9 | 1 | 3 | 4 | 3 | 10 | 13 |
| English-Speaking Cultures | BA LA Gym/OS 1.F. | | 8 | 8 | 2 | 8 | 10 | 2 | 16 | 18 |
| English-Speaking Cultures | BA LA Gym/OS 2.F. | 4 | 1 | 5 | 1 | 2 | 3 | 5 | 3 | 8 |
| English-Speaking Cultures | 1 Fach B.A. FBW | 1 | 1 | 2 | | | | 1 | 1 | 2 |
| English-Speaking Cultures | 1 Fach Master Ed. Alt | 2 | 11 | 13 | 5 | 5 | 10 | 7 | 16 | 23 |
| English-Speaking Cultures | 2 Fach Master Ed. Alt | | 7 | 7 | 2 | 5 | 7 | 2 | 12 | 14 |
| English-Speaking Cult. | M.Ed.berufl. 2.LF | 1 | | 1 | | | | 1 | | 1 |
| English-Speaking Cult. | M.Ed.Gy/OS 1.LF | | | | | 2 | 2 | | 2 | 2 |
| English-Speaking Cult. | M.Ed.Gy/OS 2.LF | | 1 | 1 | 1 | 3 | 4 | 1 | 4 | 5 |
| English-Speaking Cult. | MEd.InkIPä EF | | | | | 4 | 4 | | 4 | 4 |
| Frankoromanistik/Französ. | Bachelor HF | 2 | 2 | 4 | | | | 2 | 2 | 4 |
| Frankoromanistik/Französ. | BA FWmP PF | | 4 | 4 | 1 | 4 | 5 | 1 | 8 | 9 |
| Frankoromanistik/Französ. | BA FWmP KF | | 2 | 2 | | 5 | 5 | | 7 | 7 |
| Frankoromanistik/Französ. | BA LA Gym/OS 1.F. | | 4 | 4 | | 6 | 6 | | 10 | 10 |
| Frankoromanistik/Französ. | BA LA Gym/OS 2.F. | | 7 | 7 | | | | | 7 | 7 |
| Frankoromanistik/Französ. | 1 Fach B.A. FBW | | 1 | 1 | | | | | 1 | 1 |
| Frankoromanistik/Französ. | 1 Fach Master Ed. Alt | | 6 | 6 | 1 | 1 | 2 | 1 | 7 | 8 |
| Frankoromanistik/Französ. | 2 Fach Master Ed. Alt | | 2 | 2 | | 3 | 3 | | 5 | 5 |
| Frankoroman./Französisch | M.Ed.Gy/OS 1.LF | | | | | 2 | 2 | | 2 | 2 |
| Language Sciences | Master | | 2 | 2 | | 2 | 2 | | 4 | 4 |
| Linguistik / Language Sciences | Bachelor HF | 2 | | 2 | | | | 2 | | 2 |
| Linguistik / Language Sciences | BA FWmP PF | | 3 | 3 | 1 | 4 | 5 | 1 | 7 | 8 |
| Linguistik / Language Sciences | BA FWmP KF | | 2 | 2 | | 1 | 1 | | 3 | 3 |

Fortsetzung. Abschlussprüfungen im Prüfungsjahr

| Fach | Abschluss | WS 15/16 | | | SoSe 16 | | | Prüfungsjahr 2016 | | |
|--------------------------|-----------------------|-----------|------------|------------|-----------|------------|------------|-------------------|------------|------------|
| | | M | W | Ges | M | W | Ges | M | W | Ges |
| Hispanistik/Spanisch | Bachelor HF | | 1 | 1 | | | | | 1 | 1 |
| Hispanistik/Spanisch | Bachelor NF | | 2 | 2 | | | | | 2 | 2 |
| Hispanistik/Spanisch | BA FWmP PF | | | | | 1 | 1 | | 1 | 1 |
| Hispanistik/Spanisch | BA FWmP KF | | | | 2 | | 2 | 2 | | 2 |
| Hispanistik/Spanisch | BA LA Gym/OS 1.F. | 2 | 4 | 6 | 2 | 5 | 7 | 4 | 9 | 13 |
| Hispanistik/Spanisch | BA LA Gym/OS 2.F. | | 1 | 1 | 1 | 1 | 2 | 1 | 2 | 3 |
| Hispanistik/Spanisch | 1 Fach Master Ed. Alt | 1 | 10 | 11 | | 8 | 8 | 1 | 18 | 19 |
| Hispanistik/Spanisch | 2 Fach Master Ed. Alt | | 1 | 1 | 1 | 1 | 2 | 1 | 2 | 3 |
| Hispanistik / Spanisch | M.Ed.Gy/OS 1.LF | 1 | | 1 | 1 | 1 | 2 | 2 | 1 | 3 |
| Hispanistik / Spanisch | M.Ed.Gy/OS 2.LF | | | | 1 | 1 | 2 | 1 | 1 | 2 |
| Transnat. Literaturwiss. | Master | 2 | 2 | 4 | 1 | 3 | 4 | 3 | 5 | 8 |
| FB Gesamt | | 57 | 313 | 370 | 47 | 283 | 330 | 104 | 596 | 700 |

8. Absolventen: Studiendauer und Alter im Prüfungsjahr 2016

| Fach | Abschluss | Anz | Studiendauer | | Alter | |
|------------------------------|-------------------|-----|--------------|--------|-------|--------|
| | | | MW | Median | MW | Median |
| Germanistik/Deutsch | Bachelor HF | 6 | 11,83 | 11 | 26,66 | 26,81 |
| Germanistik/Deutsch | BA BiPEb 1. UF | 47 | 6,28 | 6 | 24,79 | 23,95 |
| Germanistik/Deutsch | BA FWmP PF | 30 | 6,63 | 6 | 24,77 | 23,98 |
| Germanistik/Deutsch | BA LA Gym/OS 1.F. | 52 | 6,48 | 6 | 25,36 | 24,17 |
| Germanistik/Deutsch | 1 Fach B.A. FBW | 12 | 10 | 9 | 29,92 | 28,09 |
| Germanistik/Deutsch | Master | 18 | 6,17 | 5 | 28,01 | 26,45 |
| Germanistik/Deutsch | 1 Fach MEd. alt | 65 | 5,12 | 5 | 28,27 | 27,56 |
| Germanistik/Deutsch | 1 Fach MEd. neu | 27 | 4 | 4 | 26,66 | 26,68 |
| English-Speaking-Cultures | Bachelor HF | 3 | 11 | 11 | 27,22 | 26,8 |
| English-Speaking-Cultures | BA FWmP PF | 11 | 6,91 | 6 | 25,24 | 24,91 |
| English-Speaking Cultures | BA LA Gym/OS 1.F. | 18 | 6,94 | 7 | 25,78 | 24,93 |
| English-Speaking-Cultures | 1 Fach B.A. FBW | 2 | 9 | 9 | 36,13 | 36,13 |
| English-Speaking-Cultures | 1 Fach MEd. alt | 23 | 4,96 | 5 | 28,02 | 26,69 |
| English-Speaking-Cultures | 1 Fach MEd. neu | 2 | 4 | 4 | 26,59 | 26,59 |
| Frankoromanistik/Französisch | Bachelor HF | 4 | 11 | 11 | 28,44 | 27,62 |
| Frankoromanistik/Französisch | BA FWmP PF | 9 | 7 | 7 | 25,9 | 23,56 |
| Frankoromanistik/Französisch | BA LA Gym/OS 1.F. | 10 | 7,4 | 7 | 24,23 | 23,59 |
| Frankoromanistik/Französisch | 1 Fach B.A. FBW | 1 | 9 | 9 | 25,48 | 25,48 |
| Frankoromanistik/Französisch | 1 Fach MEd. alt | 8 | 4,75 | 5 | 27,61 | 26,3 |
| Frankoromanistik/Französisch | 1 Fach MEd. neu | 2 | 4 | 4 | 28,3 | 28,3 |
| Hispanistik/Spanisch | BA FWmP PF | 1 | 10 | 10 | 28,15 | 28,15 |
| Hispanistik/Spanisch | BA LA Gym/OS 1.F. | 13 | 7,46 | 7 | 25,76 | 24,98 |
| Hispanistik/Spanisch | 1 Fach MEd. neu | 3 | 4 | 4 | 27,62 | 26,01 |
| Language Sciences | Master | 4 | 8,25 | 8 | 29,84 | 29,8 |
| Linguistik/Language Sciences | Bachelor HF | 2 | 10 | 10 | 26,56 | 26,56 |
| Linguistik/Language Sciences | BA FWmP PF | 8 | 6,63 | 6,5 | 23,78 | 23,86 |
| Hispanistik/Spanisch | Bachelor HF | 1 | 10 | 10 | 31,72 | 31,72 |
| Hispanistik/Spanisch | 1 Fach MEd. alt | 19 | 5,21 | 5 | 27,19 | 26,28 |
| Transnat. Literaturwiss. | Master | 8 | 6,75 | 7 | 28,25 | 28,14 |

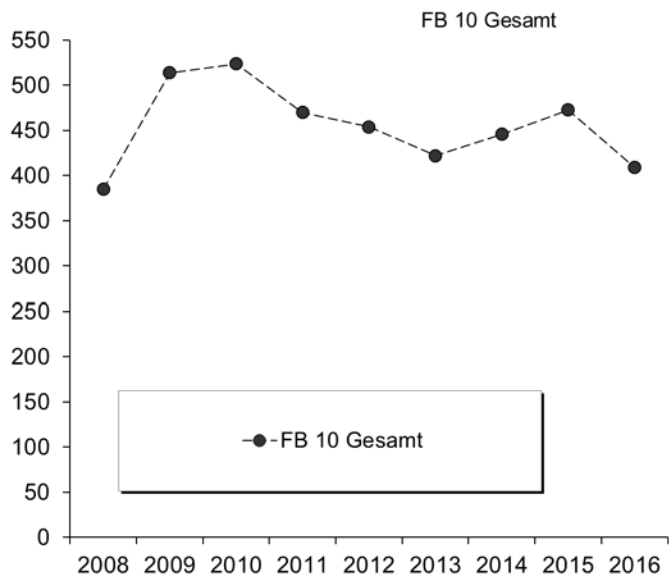
9. Absolventen im Zeitverlauf vom Prüfungsjahr 2008-2016

| Fach | Abschluss | | 2008 | 2009 | 2010 | 2011 | 2012 | 2013 | 2014 | 2015 | 2016 |
|---------------------------|----------------------|------------|-----------|-----------|-----------|-----------|-----------|-----------|-----------|------------|-----------|
| Germanistik/Deutsch | Bachelor HF | M | 5 | 14 | 7 | 7 | 5 | 12 | 8 | 7 | |
| | | W | 15 | 35 | 42 | 39 | 38 | 31 | 40 | 18 | 6 |
| | | Ges | 20 | 49 | 49 | 46 | 43 | 43 | 48 | 25 | 6 |
| Germanistik/Deutsch | BA BiPEb 1. UF | M | | | | | | | | 5 | 4 |
| | | W | | | | | | | 7 | 28 | 43 |
| | | Ges | | | | | | | 7 | 33 | 47 |
| Germanistik/Deutsch | BA FWmP PF | M | | | | | | | | 3 | 4 |
| | | W | | | | | | | 5 | 20 | 26 |
| | | Ges | | | | | | | 5 | 23 | 30 |
| Germanistik/Deutsch | BA LA Gym/OS 1.F. | M | | | | | | | 3 | 4 | 15 |
| | | W | | | | | | | 10 | 35 | 37 |
| | | Ges | | | | | | | 13 | 39 | 52 |
| Germanistik/Deutsch | M.Ed.Grund 1.UF | M | | | | | | | | | 17 |
| | | W | | | | | | | | | 17 |
| | | Ges | | | | | | | | | 17 |
| Germanistik/Deutsch | M.Ed.GY/OS 1.LF | M | | | | | | | | | 2 |
| | | W | | | | | | | | | 8 |
| | | Ges | | | | | | | | | 10 |
| Germanistik/Deutsch | 1 Fach B.A. FBW | M | 1 | 3 | 9 | 9 | 8 | 12 | 8 | 3 | |
| | | W | 56 | 73 | 79 | 45 | 62 | 65 | 73 | 16 | 12 |
| | | Ges | 57 | 76 | 88 | 54 | 70 | 77 | 81 | 19 | 12 |
| Germanistik/Deutsch | Master | M | | | | 1 | 5 | 2 | 2 | 4 | 3 |
| | | W | | | 2 | 6 | 6 | 8 | 13 | 16 | 15 |
| | | Ges | | | 2 | 7 | 11 | 10 | 15 | 20 | 18 |
| Germanistik/Deutsch | 1. F. Master Ed. Alt | M | | 1 | 1 | 9 | 5 | 7 | 16 | 17 | 10 |
| | | W | | 15 | 42 | 76 | 69 | 74 | 81 | 94 | 55 |
| | | Ges | | 16 | 43 | 85 | 74 | 81 | 97 | 111 | 65 |
| English-Speaking-Cultures | Bachelor HF | M | 1 | 16 | 10 | 8 | 8 | 10 | 9 | 10 | |
| | | W | 13 | 28 | 45 | 36 | 31 | 47 | 35 | 13 | 3 |
| | | Ges | 14 | 44 | 55 | 44 | 39 | 57 | 44 | 23 | 3 |
| English-Speaking-Cultures | BA FWmP PF | M | | | | | | | | 2 | 1 |
| | | W | | | | | | | | 5 | 10 |
| | | Ges | | | | | | | | 7 | 11 |
| English-Speaking-Cultures | BA LA Gym/OS 1.F. | M | | | | | | | 1 | 2 | 2 |
| | | W | | | | | | | 2 | 16 | 16 |
| | | Ges | | | | | | | 3 | 18 | 18 |
| English-Speaking-Cultures | 1 Fach B.A. FBW | M | | | 4 | | | 1 | 1 | | 1 |
| | | W | 5 | 4 | 7 | 5 | 5 | 3 | 6 | 1 | 1 |
| | | Ges | 5 | 4 | 11 | 5 | 5 | 4 | 7 | 1 | 2 |
| English-Speaking-Cultures | 1. F. Master Ed. Alt | M | | | | 1 | 10 | 6 | 5 | 8 | 7 |
| | | W | | 2 | 4 | 18 | 19 | 26 | 19 | 31 | 16 |
| | | Ges | | 2 | 4 | 19 | 29 | 32 | 24 | 39 | 23 |
| English-Speaking-Cultures | M.Ed.GY/OS 1.LF | M | | | | | | | | | 2 |
| | | W | | | | | | | | | 2 |
| | | Ges | | | | | | | | | 2 |
| Frankoromanistik/Französ. | Bachelor HF | M | 1 | 1 | 6 | 1 | | 2 | 6 | | 2 |
| | | W | 3 | 13 | 11 | 12 | 10 | 7 | 20 | 4 | 2 |
| | | Ges | 4 | 14 | 17 | 13 | 10 | 9 | 26 | 4 | 4 |
| Frankoromanistik/Französ. | BA FWmP PF | M | | | | | | | | | 1 |
| | | W | | | | | | | | | 8 |
| | | Ges | | | | | | | | | 9 |
| Frankoromanistik/Französ. | BA LA Gym/OS 1.F. | M | | | | | | | | | 10 |
| | | W | | | | | | | 1 | 18 | 10 |
| | | Ges | | | | | | | 1 | 18 | 10 |

Fortsetzung: Absolventen im Zeitverlauf

| Fach | Abschluss | | 2008 | 2009 | 2010 | 2011 | 2012 | 2013 | 2014 | 2015 | 2016 |
|---------------------------|----------------------|------------|------------|------------|------------|------------|------------|------------|------------|------------|------------|
| Frankoromanistik/Französ. | 1 Fach B.A. FBW | M | | | | | 1 | | | | |
| | | W | | 2 | | | 4 | 1 | 2 | | 1 |
| | | Ges | | 2 | | | 5 | 1 | 2 | | 1 |
| Frankoromanistik/Französ. | 1. F. Master Ed. Alt | M | | | | | 3 | 1 | 2 | 1 | 1 |
| | | W | | | 1 | 15 | 7 | 7 | 11 | 8 | 7 |
| | | Ges | | | 1 | 15 | 10 | 8 | 13 | 9 | 8 |
| Frankoromanistik/Französ. | M.Ed.GY/OS 1.LF | M | | | | | | | | | 2 |
| | | W | | | | | | | | | 2 |
| | | Ges | | | | | | | | | 2 |
| Language Sciences | Master | M | | | | | | 1 | 2 | 2 | |
| | | W | | | | | 2 | 4 | 3 | 8 | 4 |
| | | Ges | | | | | 2 | 5 | 5 | 10 | 4 |
| Linguistik | Bachelor HF | M | | | | | 1 | | | 1 | 2 |
| | | W | | | 3 | 7 | 3 | 7 | 5 | 4 | |
| | | Ges | | | 3 | 7 | 4 | 7 | 5 | 5 | 2 |
| Linguistik | BA FWmP PF | M | | | | | | | | | 1 |
| | | W | | | | | | | | 6 | 7 |
| | | Ges | | | | | | | | 6 | 8 |
| Hispanistik/Spanisch | Bachelor HF | M | 2 | 1 | 8 | 4 | 3 | 12 | 1 | 2 | |
| | | W | 8 | 13 | 29 | 19 | 12 | 25 | 20 | 8 | 1 |
| | | Ges | 10 | 14 | 37 | 23 | 15 | 37 | 21 | 10 | 1 |
| Hispanistik/Spanisch | BA FWmP PF | M | | | | | | | | | |
| | | W | | | | | | | | 2 | 1 |
| | | Ges | | | | | | | | 2 | 1 |
| Hispanistik/Spanisch | 1 Fach B.A. FBW | M | 1 | | | | | | | | |
| | | W | 1 | | | 2 | 1 | | | 1 | |
| | | Ges | 2 | | | 2 | 1 | | | 1 | |
| Hispanistik/Spanisch | BA LA Gym/OS 1.F. | M | | | | | | | | 3 | 4 |
| | | W | | | | | | | | 9 | 9 |
| | | Ges | | | | | | | | 12 | 13 |
| Hispanistik/Spanisch | 1. F. Master Ed. Alt | M | | | 1 | 1 | 1 | 4 | 4 | 8 | 1 |
| | | W | | | 1 | 14 | 11 | 21 | 10 | 15 | 18 |
| | | Ges | | | 2 | 15 | 12 | 25 | 14 | 23 | 19 |
| Hispanistik/Spanisch | M.Ed.GY/OS 1.LF | M | | | | | | | | | 2 |
| | | W | | | | | | | | | 1 |
| | | Ges | | | | | | | | | 3 |
| Transnat. Literaturwiss. | Master | M | | | | | 1 | 4 | 2 | 2 | 3 |
| | | W | | | | | 3 | 12 | 13 | 13 | 5 |
| | | Ges | | | | | 4 | 16 | 15 | 15 | 8 |
| FB 10 Gesamt | | M | 58 | 86 | 78 | 81 | 81 | 76 | 70 | 84 | 66 |
| | | W | 327 | 428 | 446 | 389 | 373 | 346 | 376 | 389 | 343 |
| | | Ges | 385 | 514 | 524 | 470 | 454 | 422 | 446 | 473 | 409 |

Fortsetzung: Absolventen im Zeitverlauf



L. Fachbereich 11

1. Studienfälle nach Fachsemestern im WS 16/17

| Studiengang | Abschluß | G | 1 | 2 | 3 | 4 | 5 | 6 | 7 | 8 | 9 | 10 | 11 | 12 | 13-14 | >14 | Ges | RSZ |
|---------------------------|----------|------------|------------|-----------|------------|-----------|------------|-----------|-----------|-----------|-----------|----------|-----------|----------|----------|----------|------------|------------|
| Berufpäd./Pflgewiss. | Master | M | | | 1 | | | | | | 1 | | | | | | 2 | 1 |
| Berufpäd./Pflgewiss. | Master | W | 1 | | 2 | 2 | 1 | | 2 | | | | | | | | 8 | 5 |
| | | Ges | 1 | | 3 | 2 | 1 | | 2 | | 1 | | | | | | 10 | 6 |
| Epidemiologie | Master | M | 2 | | 5 | | 1 | | | | | | | | | | 8 | 7 |
| Epidemiologie | Master | W | 9 | | 16 | | 10 | | | | | | | | | | 35 | 25 |
| | | Ges | 11 | | 21 | | 11 | | | | | | | | | | 43 | 32 |
| Family Health Nursing | Master | W | 9 | | 11 | | 2 | | | | | | | | | | 22 | 20 |
| | | Ges | 9 | | 11 | | 2 | | | | | | | | | | 22 | 20 |
| Gesundhfürdg u Prävention | Master | M | 3 | | 1 | 1 | 2 | | | | | | | | | | 7 | 5 |
| Gesundhfürdg u Prävention | Master | W | 23 | | 16 | 3 | 21 | | | | | | | | | | 63 | 42 |
| | | Ges | 26 | | 17 | 4 | 23 | | | | | | | | | | 70 | 47 |
| Gesundhversorg-ökon-mgmt | Master | M | 4 | | 4 | | 5 | | | | | | | | | | 13 | 8 |
| Gesundhversorg-ökon-mgmt | Master | W | 15 | | 14 | 3 | 14 | | | | | | | | | | 46 | 32 |
| | | Ges | 19 | | 18 | 3 | 19 | | | | | | | | | | 59 | 40 |
| Klinische Psychologie | Master | M | 10 | | 10 | 1 | 8 | | 2 | | 1 | | | | | | 32 | 21 |
| Klinische Psychologie | Master | W | 57 | 4 | 50 | 3 | 39 | 5 | 15 | 2 | | 1 | 1 | | | | 177 | 114 |
| | | Ges | 67 | 4 | 60 | 4 | 47 | 5 | 17 | 2 | 1 | 1 | 1 | | | | 209 | 135 |
| PflWiss-Dual | Bachelor | VF M | | 9 | | 1 | 1 | 2 | | 4 | | | | | | | 17 | 13 |
| PflWiss-Dual | Bachelor | VF W | | 30 | | 17 | 1 | 9 | 1 | 14 | | 2 | | | | | 74 | 57 |
| | | Ges | | 39 | | 18 | 2 | 11 | 1 | 18 | | 2 | | | | | 91 | 70 |
| Psychologie | Bachelor | VF M | 30 | 1 | 26 | 3 | 30 | 4 | 11 | 1 | 11 | | 7 | 1 | 4 | 3 | 132 | 94 |
| Psychologie | Bachelor | VF W | 111 | 2 | 102 | 5 | 110 | 6 | 59 | 7 | 14 | | 8 | 2 | 4 | 6 | 436 | 336 |
| | | Ges | 141 | 3 | 128 | 8 | 140 | 10 | 70 | 8 | 25 | | 15 | 3 | 8 | 9 | 568 | 430 |
| Public Health | Bachelor | VF M | 16 | | 18 | 1 | 16 | 1 | 7 | | 2 | | 3 | | | 4 | 68 | 52 |
| Public Health | Bachelor | VF W | 103 | 1 | 99 | 2 | 83 | 1 | 25 | 2 | 15 | 2 | 7 | | 4 | 3 | 347 | 289 |
| | | Ges | 119 | 1 | 117 | 3 | 99 | 2 | 32 | 2 | 17 | 2 | 10 | | 4 | 7 | 415 | 341 |
| Public Health | BA FWmP | PF M | 7 | | 1 | | 2 | | 2 | | 7 | | 2 | | | | 21 | 10 |
| Public Health | BA FWmP | PF W | 39 | | 20 | 1 | 19 | 2 | 6 | 1 | 6 | | 1 | | | | 95 | 81 |
| | | Ges | 46 | | 21 | 1 | 21 | 2 | 8 | 1 | 13 | | 3 | | | | 116 | 91 |
| Public H./Pflw.SP.Pflege. | Master | M | | | | | | | | | | | | | | 1 | 1 | |
| Public H./Pflw.SP.Pflege. | Master | W | 1 | | | | 1 | 1 | 1 | | | | | | 2 | 1 | 7 | 1 |
| | | Ges | 1 | | | | 1 | 1 | 1 | | | | | | 2 | 2 | 8 | 1 |
| Public H./Pflw.SP.PHealth | Master | M | | | | | | | 1 | | | | | | 1 | | 2 | |
| Public H./Pflw.SP.PHealth | Master | W | | | 3 | 1 | 1 | 1 | 17 | 1 | 1 | | 3 | | 5 | | 33 | 4 |
| | | Ges | | | 3 | 1 | 1 | 1 | 18 | 1 | 1 | | 3 | | 6 | | 35 | 4 |
| Wirtschaftspsychologie | Master | M | 9 | | 11 | | 16 | 3 | 2 | | 2 | | | | 1 | | 44 | 20 |
| Wirtschaftspsychologie | Master | W | 33 | 2 | 31 | 3 | 35 | 3 | 10 | | | | 1 | 1 | | | 119 | 69 |
| | | Ges | 42 | 2 | 42 | 3 | 51 | 6 | 12 | | 2 | | 1 | 1 | 1 | | 163 | 89 |

Studienfälle im FB 11: 1809

2. Studienfälle nach Hochschulesemestern im WS 16/17

| Studiengang | Abschluß | G | 1 | 2 | 3 | 4 | 5 | 6 | 7 | 8 | 9 | 10 | 11 | 12 | 13-14 | >14 | Ges | RSZ |
|---------------------------|----------|------------|---|---|----------|---|----------|----------|-----------|----------|-----------|----------|-----------|----------|-----------|----------|-----------|-----------|
| Berufpäd./Pflgewiss. | Master | M | | | | | | | 1 | | | | | | | | 1 | 2 |
| Berufpäd./Pflgewiss. | Master | W | | | | | | | | 2 | 1 | | 1 | 1 | 1 | | 2 | 8 |
| | | Ges | | | | | | | 1 | 2 | 1 | | 1 | 1 | 1 | | 3 | 10 |
| Epidemiologie | Master | M | | | | | | | | 1 | 2 | | 4 | | | | 1 | 8 |
| Epidemiologie | Master | W | | | 1 | | 1 | | 4 | 2 | 6 | 3 | 10 | 3 | 2 | 3 | 3 | 35 |
| | | Ges | | | 1 | | 1 | | 4 | 3 | 8 | 3 | 14 | 3 | 2 | 4 | 43 | |
| Family Health Nursing | Master | W | | | | | | 1 | 4 | | 7 | 1 | 4 | 1 | 1 | 3 | 22 | |
| | | Ges | | | | | | 1 | 4 | | 7 | 1 | 4 | 1 | 1 | 3 | 22 | |
| Gesundhfürdg u Prävention | Master | M | | | | | | | | | 1 | | 3 | | | 1 | 2 | 7 |
| Gesundhfürdg u Prävention | Master | W | | | | | | | 10 | 1 | 16 | 4 | 11 | 6 | 11 | 4 | 63 | |
| | | Ges | | | | | | | 10 | 1 | 17 | 4 | 14 | 6 | 12 | 6 | 70 | |

Fortsetzung. Studienfälle nach Hochschulse mestern

| Studiengang | | Abschluß | | G | 1 | 2 | 3 | 4 | 5 | 6 | 7 | 8 | 9 | 10 | 11 | 12 | 13-14 | >14 | Ges | |
|---------------------------|----------|----------|---|------------|-----------|-----------|------------|-----------|------------|-----------|-----------|----------|-----------|-----------|-----------|-----------|-----------|-----------|------------|------------|
| Gesundhversorg-ökon-mgmt | Master | M | | | | | | | | | 1 | 1 | 5 | | 4 | 1 | 1 | | 13 | |
| Gesundhversorg-ökon-mgmt | Master | W | | | | | | | | | 7 | | 15 | 2 | 10 | 4 | 5 | 3 | 46 | |
| | | | | Ges | | | | | | | 8 | 1 | 20 | 2 | 14 | 5 | 6 | 3 | 59 | |
| Klinische Psychologie | Master | M | | | | | | 1 | | | 5 | | 9 | | 6 | 1 | 5 | 5 | 32 | |
| Klinische Psychologie | Master | W | 1 | | | 2 | | | 1 | 1 | 21 | 4 | 37 | 4 | 36 | 5 | 27 | 39 | 177 | |
| | | | | Ges | 1 | | 2 | | 1 | 1 | 26 | 4 | 46 | 4 | 42 | 6 | 32 | 44 | 209 | |
| PfWiss-Dual | Bachelor | VF | M | 1 | 8 | | | 3 | | 3 | | | | | | | 1 | 1 | 17 | |
| PfWiss-Dual | Bachelor | VF | W | | 27 | | | 26 | | 6 | 1 | 5 | 1 | 2 | 1 | | | 5 | 74 | |
| | | | | Ges | 1 | 35 | | 29 | | 9 | 1 | 5 | 1 | 2 | 1 | | | 1 | 6 | 91 |
| Psychologie | Bachelor | VF | M | 15 | 1 | 20 | 5 | 23 | 6 | 12 | | | 14 | 1 | 8 | 3 | 8 | 16 | 132 | |
| Psychologie | Bachelor | VF | W | 82 | 3 | 80 | 2 | 101 | 11 | 49 | 8 | 25 | 2 | 20 | 8 | 9 | 36 | 436 | | |
| | | | | Ges | 97 | 4 | 100 | 7 | 124 | 17 | 61 | 8 | 39 | 3 | 28 | 11 | 17 | 52 | 568 | |
| Public Health | Bachelor | VF | M | 11 | | 11 | 1 | 16 | 1 | 8 | 1 | 8 | 1 | 6 | | | | 4 | 68 | |
| Public Health | Bachelor | VF | W | 83 | 4 | 87 | 1 | 75 | 4 | 28 | 4 | 24 | 4 | 12 | 1 | 6 | 14 | 347 | | |
| | | | | Ges | 94 | 4 | 98 | 2 | 91 | 5 | 36 | 5 | 32 | 5 | 18 | 1 | 6 | 18 | 415 | |
| Public Health | BA FWmP | PF | M | 4 | 1 | 1 | | 1 | 1 | | | | 5 | 2 | 3 | | 2 | 1 | 21 | |
| Public Health | BA FWmP | PF | W | 28 | 2 | 24 | | 16 | 2 | 7 | | | 11 | 1 | 2 | | | 2 | 95 | |
| | | | | Ges | 32 | 3 | 25 | | 17 | 3 | 7 | | | 16 | 3 | 5 | | 2 | 3 | 116 |
| Public H./Pflw.SP.Pflege. | Master | M | | | | | | | | | | | | | | | | 1 | 1 | |
| Public H./Pflw.SP.Pflege. | Master | W | | | | | | | | | | | | | | | | 7 | 7 | |
| | | | | Ges | | | | | | | | | | | | | | | 8 | 8 |
| Public H./Pflw.SP.PHealth | Master | M | | | | | | | | | | | | | | | 1 | 1 | 2 | |
| Public H./Pflw.SP.PHealth | Master | W | | | | | | | | | | | | | | | 9 | 24 | 33 | |
| | | | | Ges | | | | | | | | | | | | | 10 | 25 | 35 | |
| Wirtschaftspsychologie | Master | M | | | | | | | 1 | 5 | 12 | 7 | 12 | 6 | 30 | 7 | 29 | 10 | 119 | |
| Wirtschaftspsychologie | Master | W | | | | | | | 1 | 5 | 12 | 9 | 17 | 7 | 43 | 11 | 38 | 20 | 163 | |
| | | | | Ges | | | | | 1 | 5 | 12 | 9 | 17 | 7 | 43 | 11 | 38 | 20 | 163 | |

Studienfälle im FB 11: 1809

3. Studienfälle nach Status, Geschlecht und Staatsangehörigkeit im WS 16/17

| Studiengang | Abschluß | G | Deutsche Studierende | | | | | | Ausländische Studierende | | | | | | Ges. | | | | | |
|---------------------------|----------|----|----------------------|------------|------------|-----------|------------|----------|--------------------------|------------|------------|-----------|------------|----------|----------|----------|----------|-----------|------------|------------|
| | | | Rückmeld. | | Neuein. | | Erst-Beur. | Ges. | Rückmeld. | | Neuein. | | Erst-Beur. | Ges. | | | | | | |
| | | | Fortg | 1 FS | 1 FS | Fortg | | | ein. | laubt | Fortg | 1 FS | | | | 1 FS | Fortg | ein. | laubt | |
| Berufpäd./Pflgewiss. | Master | M | 2 | | | | | 2 | | | | | | | | | | | 2 | |
| Berufpäd./Pflgewiss. | Master | W | 5 | | 1 | | | 1 | 7 | 1 | | | | | | | | 1 | 8 | |
| | | | | Ges | 7 | 1 | | | 1 | 9 | 1 | | | | | | | 1 | 10 | |
| Epidemiologie | Master | M | 6 | | 2 | | | 8 | | | | | | | | | | | 8 | |
| Epidemiologie | Master | W | 24 | | 9 | | | 33 | 2 | | | | | | | | | 2 | 35 | |
| | | | | Ges | 30 | 11 | | | 41 | 2 | | | | | | | | | 2 | 43 |
| Family Health Nursing | Master | W | 13 | | 9 | | | 22 | | | | | | | | | | | 22 | |
| | | | | Ges | 13 | 9 | | | 22 | | | | | | | | | | | 22 |
| Gesundhfürdg u Prävention | Master | M | 3 | 1 | 2 | | | 1 | 7 | | | | | | | | | | 7 | |
| Gesundhfürdg u Prävention | Master | W | 39 | | 21 | | | 1 | 61 | | | | 2 | | | | | 2 | 63 | |
| | | | | Ges | 42 | 1 | 23 | | 2 | 68 | | | 2 | | | | | 2 | 70 | |
| Gesundhversorg-ökon-mgmt | Master | M | 9 | | 4 | | | 13 | | | | | | | | | | | 13 | |
| Gesundhversorg-ökon-mgmt | Master | W | 28 | | 15 | | | 3 | 46 | | | | | | | | | | 46 | |
| | | | | Ges | 37 | 19 | | | 3 | 59 | | | | | | | | | 59 | |
| Klinische Psychologie | Master | M | 20 | | 9 | | | 1 | 30 | 1 | | 1 | | | | | | 2 | 32 | |
| Klinische Psychologie | Master | W | 101 | | 55 | 1 | 1 | 10 | 168 | 8 | | 1 | | | | | | 9 | 177 | |
| | | | | Ges | 121 | 64 | 1 | 1 | 11 | 198 | 9 | | 2 | | | | | | 11 | 209 |
| PfWiss-Dual | Bachelor | VF | M | 15 | | | 1 | | 16 | 1 | | | | | | | | 1 | 17 | |
| PfWiss-Dual | Bachelor | VF | W | 70 | | | | | 71 | 3 | | | | | | | | 3 | 74 | |
| | | | | Ges | 85 | | 1 | | 1 | 87 | 4 | | | | | | | | 4 | 91 |
| Psychologie | Bachelor | VF | M | 95 | 1 | 12 | 1 | 13 | 2 | 124 | 3 | | 2 | | 2 | 1 | 8 | 132 | | |
| Psychologie | Bachelor | VF | W | 293 | 3 | 24 | 6 | 78 | 9 | 413 | 13 | | 2 | 2 | 4 | 2 | 23 | 436 | | |
| | | | | Ges | 388 | 4 | 36 | 7 | 91 | 11 | 537 | 16 | | 4 | 2 | 6 | 3 | 31 | 568 | |

Fortsetzung: Studienfälle nach Status

| Studiengang | Abschluß | G | Deutsche Studierende | | | | | | Ausländische Studierende | | | | | | Ges. | | |
|----------------------------------|----------|------------|----------------------|----------|-----------|----------|-----------|-----------|--------------------------|-----------|-------|----------|----------|----------|----------|------------|------------|
| | | | Rückmeld. | | Neuein. | | Erst- | Beur- | Ges. | Rückmeld. | | Neuein. | | Erst- | | Beur- | Ges. |
| | | | Fortg | 1 FS | 1 FS | Fortg | | | | ein. | laubt | Fortg | 1 FS | | | | |
| Public Health | Bachelor | VF M | 46 | 2 | 3 | | 10 | 1 | 62 | 5 | | | | 1 | | 6 | 68 |
| Public Health | Bachelor | VF W | 222 | 4 | 14 | 1 | 80 | 4 | 325 | 17 | | 2 | | 3 | | 22 | 347 |
| | | Ges | 268 | 6 | 17 | 1 | 90 | 5 | 387 | 22 | | 2 | | 4 | | 28 | 415 |
| Public Health | BA FWmP | PF M | 14 | | 3 | | 4 | | 21 | | | | | | | | 21 |
| Public Health | BA FWmP | PF W | 50 | 4 | 7 | | 25 | 1 | 87 | 4 | | | 3 | 1 | 8 | 95 | |
| | | Ges | 64 | 4 | 10 | | 29 | 1 | 108 | 4 | | | 3 | 1 | 8 | 116 | |
| Public H./Pflw.SP.Pflege. Master | | M | 1 | | | | | | 1 | | | | | | | | 1 |
| Public H./Pflw.SP.Pflege. Master | | W | 5 | 1 | | | | 1 | 7 | | | | | | | | 7 |
| | | Ges | 6 | 1 | | | | 1 | 8 | | | | | | | | 8 |
| Public H./Pflw.SP.PHealth Master | | M | 2 | | | | | | 2 | | | | | | | | 2 |
| Public H./Pflw.SP.PHealth Master | | W | 26 | | | | | 4 | 30 | 2 | | | | 1 | 3 | 33 | |
| | | Ges | 28 | | | | | 4 | 32 | 2 | | | | 1 | 3 | 35 | |
| Wirtschaftspsychologie Master | | M | 29 | | 8 | | | 5 | 42 | 1 | | 1 | | | | 2 | 44 |
| Wirtschaftspsychologie Master | | W | 77 | | 33 | 1 | | 8 | 119 | | | | | | | | 119 |
| | | Ges | 106 | | 41 | 1 | | 13 | 161 | 1 | | 1 | | | | 2 | 163 |

Studienfälle im FB 11: 1809

4. Studienfälle nach Alter im WS 16/17

| Studiengang | Abschluß | G | Gesamt | | 1. FS | | 1. HS | |
|----------------------------------|----------|------------|------------|--------------|------------|--------------|-----------|--------------|
| | | | Anzahl | Ø Alter | Anzahl | Ø Alter | Anzahl | Ø Alter |
| Berufpäd./Pflegewiss. | Master | M | 2 | 39,72 | | | | |
| Berufpäd./Pflegewiss. | Master | W | 8 | 33,94 | 1 | 29,28 | | |
| | | Ges | 10 | 35,10 | 1 | 29,28 | | |
| Epidemiologie | Master | M | 8 | 27,65 | 2 | 24,04 | | |
| Epidemiologie | Master | W | 35 | 26,40 | 9 | 25,84 | | |
| | | Ges | 43 | 26,63 | 11 | 25,51 | | |
| Family Health Nursing | Master | W | 22 | 27,65 | 9 | 27,94 | | |
| | | Ges | 22 | 27,65 | 9 | 27,94 | | |
| Gesundhfürdg u Präventior Master | | M | 7 | 27,86 | 3 | 25,91 | | |
| Gesundhfürdg u Präventior Master | | W | 63 | 27,20 | 23 | 25,93 | | |
| | | Ges | 70 | 27,27 | 26 | 25,93 | | |
| Gesundhversorg-ökon-mgn Master | | M | 13 | 26,44 | 4 | 24,87 | | |
| Gesundhversorg-ökon-mgn Master | | W | 46 | 26,69 | 15 | 25,38 | | |
| | | Ges | 59 | 26,63 | 19 | 25,27 | | |
| Klinische Psychologie | Master | M | 32 | 27,55 | 10 | 26,22 | | |
| Klinische Psychologie | Master | W | 177 | 27,58 | 57 | 26,41 | 1 | 22,86 |
| | | Ges | 209 | 27,57 | 67 | 26,38 | 1 | 22,86 |
| PflWiss-Dual | Bachelor | VF M | 17 | 29,24 | | | | |
| PflWiss-Dual | Bachelor | VF W | 74 | 26,46 | | | | |
| | | Ges | 91 | 26,98 | | | | |
| Psychologie | Bachelor | VF M | 132 | 26,84 | 30 | 24,58 | 15 | 21,48 |
| Psychologie | Bachelor | VF W | 436 | 25,37 | 111 | 22,50 | 82 | 22,01 |
| | | Ges | 568 | 25,71 | 141 | 22,94 | 97 | 21,93 |
| Public Health | BA FWmP | PF M | 21 | 27,90 | 7 | 27,44 | 4 | 25,03 |
| Public Health | BA FWmP | PF W | 95 | 23,95 | 39 | 22,84 | 28 | 22,50 |
| | | Ges | 116 | 24,67 | 46 | 23,54 | 32 | 22,81 |
| Public Health | Bachelor | VF M | 68 | 25,50 | 16 | 22,57 | 11 | 21,98 |
| Public Health | Bachelor | VF W | 347 | 24,29 | 103 | 22,58 | 83 | 22,10 |
| | | Ges | 415 | 24,49 | 119 | 22,58 | 94 | 22,09 |
| Public H./Pflw.SP.Pflege. Master | | M | 1 | 48,82 | | | | |
| Public H./Pflw.SP.Pflege. Master | | W | 7 | 39,29 | 1 | 39,12 | | |
| | | Ges | 8 | 40,48 | 1 | 39,12 | | |
| Public H./Pflw.SP.PHealth Master | | M | 2 | 33,96 | | | | |
| Public H./Pflw.SP.PHealth Master | | W | 33 | 30,74 | | | | |
| | | Ges | 35 | 30,92 | | | | |

Fortsetzung: Studienfälle nach Alter

| Studiengang | Abschluß | G | Gesamt | | 1. FS | | 1. HS | |
|------------------------|----------|------------|------------|--------------|-----------|--------------|--------|---------|
| | | | Anzahl | Ø Alter | Anzahl | Ø Alter | Anzahl | Ø Alter |
| Wirtschaftspsychologie | Master | M | 44 | 28,05 | 9 | 26,02 | | |
| Wirtschaftspsychologie | Master | W | 119 | 26,09 | 33 | 24,75 | | |
| | | Ges | 163 | 26,62 | 42 | 25,02 | | |

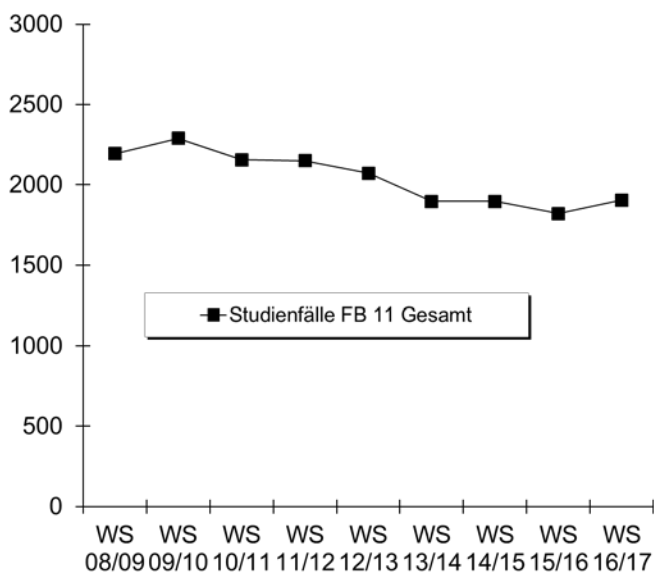
5. Studienfallentwicklung vom WS 08/09 – WS 16/17

a) Studienfälle insgesamt

| | | WS 08/09 | WS 09/10 | WS 10/11 | WS 11/12 | WS 12/13 | WS 13/14 | WS 14/15 | WS 15/16 | WS 16/17 |
|----------------------------------|------------|-------------|-------------|-------------|-------------|-------------|-------------|-------------|-------------|-------------|
| Studienfälle FB 11 Gesamt | Ges | 2195 | 2290 | 2157 | 2151 | 2072 | 1896 | 1897 | 1822 | 1905 |
| | M | 484 | 506 | 489 | 486 | 484 | 415 | 397 | 365 | 379 |
| | W | 1711 | 1784 | 1668 | 1665 | 1588 | 1481 | 1500 | 1457 | 1526 |
| Family Health Nursing | | | | | | | | 3 | 15 | 22 |
| Master | Ges | | | | | | | 3 | 15 | 22 |
| | M | | | | | | | | | |
| | W | | | | | | | 3 | 15 | 22 |
| Epedemiologie | | | | | | | | 16 | 36 | 43 |
| Master | Ges | | | | | | | 16 | 36 | 43 |
| | M | | | | | | | 4 | 8 | 8 |
| | W | | | | | | | 12 | 28 | 35 |
| Gesundfordg u Prävention | | | | | | | | 31 | 50 | 70 |
| Master | Ges | | | | | | | 31 | 50 | 70 |
| | M | | | | | | | 3 | 4 | 7 |
| | W | | | | | | | 28 | 46 | 63 |
| Gesundhversorg-ökon-mgmt | | | | | | | | 23 | 41 | 59 |
| Master | Ges | | | | | | | 23 | 41 | 59 |
| | M | | | | | | | 5 | 9 | 13 |
| | W | | | | | | | 18 | 32 | 46 |
| Klinische Psychologie | | | | 59 | 161 | 197 | 228 | 230 | 210 | 209 |
| Master | Ges | | | 59 | 161 | 197 | 228 | 230 | 210 | 209 |
| | M | | | 5 | 14 | 23 | 26 | 30 | 28 | 32 |
| | W | | | 54 | 147 | 174 | 202 | 200 | 182 | 177 |
| Psychologie | | 1160 | 1246 | 1051 | 931 | 810 | 626 | 599 | 594 | 588 |
| Bachelor | Ges | 334 | 559 | 543 | 549 | 556 | 578 | 570 | 572 | 568 |
| | M | 82 | 133 | 138 | 150 | 143 | 140 | 133 | 135 | 132 |
| | W | 252 | 426 | 405 | 399 | 413 | 438 | 437 | 437 | 436 |
| Promotion | Ges | 42 | 39 | 40 | 38 | 31 | 27 | 26 | 22 | 20 |
| | M | 12 | 13 | 11 | 10 | 11 | 7 | 6 | 6 | 5 |
| | W | 30 | 26 | 29 | 28 | 20 | 20 | 20 | 16 | 15 |
| Wirtschaftspsychologie | | | 52 | 102 | 127 | 159 | 168 | 177 | 165 | 163 |
| Master | Ges | | 52 | 102 | 127 | 159 | 168 | 177 | 165 | 163 |
| | M | | 19 | 35 | 40 | 51 | 53 | 53 | 48 | 44 |
| | W | | 33 | 67 | 87 | 108 | 115 | 124 | 117 | 119 |

Fortsetzung: Studienfälle insgesamt

| | | | WS 08/09 | WS 09/10 | WS 10/11 | WS 11/12 | WS 12/13 | WS 13/14 | WS 14/15 | WS 15/16 | WS 16/17 |
|---------------------------|-----|--|------------|------------|------------|------------|------------|------------|------------|------------|------------|
| Pflegewissenschaft | | | 197 | 183 | 154 | 135 | 97 | 108 | 117 | 110 | 153 |
| Bachelor | Ges | | 110 | 122 | 108 | 93 | 69 | 83 | 101 | 94 | 136 |
| | M | | 24 | 28 | 31 | 22 | 23 | 20 | 23 | 18 | 32 |
| | W | | 86 | 94 | 77 | 71 | 46 | 63 | 78 | 76 | 104 |
| Master | Ges | | 11 | 18 | 18 | 17 | 23 | 21 | 10 | 11 | 10 |
| | M | | 4 | 4 | 2 | 3 | 7 | 5 | 5 | 3 | 2 |
| | W | | 7 | 14 | 16 | 14 | 16 | 16 | 5 | 8 | 8 |
| Promotion | Ges | | 2 | 2 | 3 | 7 | 5 | 4 | 6 | 5 | 7 |
| | M | | 1 | | | | | | | | 1 |
| | W | | 1 | 2 | 3 | 7 | 5 | 4 | 6 | 5 | 6 |
| Public Health | | | 755 | 766 | 770 | 778 | 808 | 766 | 701 | 601 | 598 |
| Bachelor | Ges | | 634 | 558 | 516 | 524 | 579 | 537 | 516 | 490 | 536 |
| | M | | 149 | 126 | 121 | 122 | 132 | 117 | 100 | 87 | 91 |
| | W | | 485 | 432 | 395 | 402 | 447 | 420 | 416 | 403 | 445 |
| Master | Ges | | 100 | 190 | 233 | 236 | 208 | 209 | 163 | 95 | 43 |
| | M | | 18 | 38 | 41 | 46 | 36 | 33 | 25 | 14 | 3 |
| | W | | 82 | 152 | 192 | 190 | 172 | 176 | 138 | 81 | 40 |
| Promotion | Ges | | 21 | 18 | 21 | 18 | 21 | 20 | 22 | 16 | 19 |
| | M | | 6 | 5 | 4 | 3 | 9 | 8 | 9 | 5 | 9 |
| | W | | 15 | 13 | 17 | 15 | 12 | 12 | 13 | 11 | 10 |

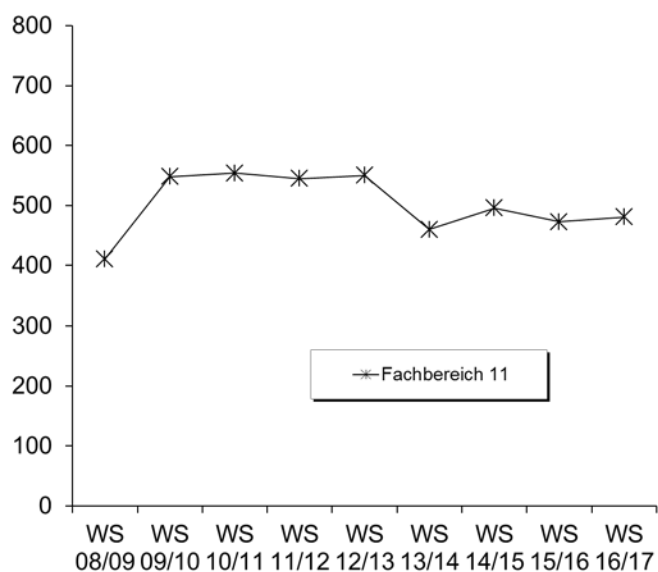


b) Studienfälle im 1. Fachsemester

| Studiengang | Abschluss | | WS 08/09 | WS 09/10 | WS 10/11 | WS 11/12 | WS 12/13 | WS 13/14 | WS 14/15 | WS 15/16 | WS 16/17 | |
|-----------------------|-----------|------------|----------|----------|----------|----------|----------|----------|----------|----------|-----------|-----------|
| Epidemiologie | Master | M | | | | | | | | 4 | 4 | 2 |
| | | W | | | | | | | | 12 | 16 | 9 |
| | | Ges | | | | | | | | | 16 | 20 |
| Family Health Nursing | Master | M | | | | | | | | | | |
| | | W | | | | | | | | 3 | 12 | 9 |
| | | Ges | | | | | | | | | 3 | 12 |

Fortsetzung: Studienfälle im 1. Fachsemester

| Studiengang | Abschluss | | WS 08/09 | WS 09/10 | WS 10/11 | WS 11/12 | WS 12/13 | WS 13/14 | WS 14/15 | WS 15/16 | WS 16/17 |
|--------------------------------|-------------|------------|------------|------------|------------|------------|------------|------------|------------|------------|------------|
| Gesundhfordg u Prävention | Master | M | | | | | | | 3 | 1 | 3 |
| | | W | | | | | | | 28 | 18 | 23 |
| | | Ges | | | | | | | | 31 | 19 |
| Gesundhversorg-ökon-mgmt | Master | M | | | | | | | 5 | 4 | 4 |
| | | W | | | | | | | 18 | 15 | 15 |
| | | Ges | | | | | | | | 23 | 19 |
| Klinische Psychologie | Master | M | | | 5 | 10 | 13 | 8 | 10 | 10 | 10 |
| | | W | | | 54 | 91 | 58 | 69 | 58 | 54 | 57 |
| | | Ges | | | 59 | 101 | 71 | 77 | 68 | 64 | 67 |
| Psychologie | Bachelor VF | M | 43 | 57 | 42 | 46 | 48 | 30 | 36 | 31 | 30 |
| | | W | 112 | 169 | 109 | 118 | 115 | 128 | 129 | 107 | 111 |
| | | Ges | 155 | 226 | 151 | 164 | 163 | 158 | 165 | 138 | 141 |
| Public Health | Bachelor VF | M | 16 | 19 | 16 | 23 | 19 | 11 | 18 | 18 | 16 |
| | | W | 75 | 81 | 99 | 97 | 112 | 68 | 80 | 97 | 103 |
| | | Ges | 91 | 100 | 115 | 120 | 131 | 79 | 98 | 115 | 119 |
| Public Health | BA FWmP PF | M | | | | 13 | 18 | 7 | 3 | 6 | 7 |
| | | W | | | | 30 | 38 | 29 | 33 | 35 | 39 |
| | | Ges | | | | 43 | 56 | 36 | 36 | 41 | 46 |
| Public H/Pflegwiss. SP Pflege | Master | M | 3 | 6 | 3 | 5 | 1 | 1 | | | |
| | | W | 18 | 28 | 11 | 10 | 7 | 6 | 1 | 1 | 1 |
| | | Ges | 21 | 34 | 14 | 15 | 8 | 7 | 1 | 1 | 1 |
| Public H/Pflegwiss. SP Phealth | Master | M | 8 | 10 | 11 | 9 | 5 | 8 | | | |
| | | W | 25 | 28 | 59 | 44 | 40 | 45 | 1 | 1 | |
| | | Ges | 33 | 38 | 70 | 53 | 45 | 53 | 1 | 1 | |
| Wirtschaftspsychologie | Master | M | | 19 | 20 | 12 | 20 | 15 | 13 | 11 | 9 |
| | | W | | 33 | 37 | 32 | 44 | 29 | 41 | 32 | 33 |
| | | Ges | | 52 | 57 | 44 | 64 | 44 | 54 | 43 | 42 |
| Fachbereich 11 | | M | 113 | 132 | 131 | 119 | 128 | 82 | 92 | 85 | 81 |
| | W | 298 | 416 | 423 | 426 | 422 | 378 | 404 | 388 | 400 | |
| | Ges | 411 | 548 | 554 | 545 | 550 | 460 | 496 | 473 | 481 | |



6. Studienfallkohorten bis zum WS 14/15

| Epidemiologie Master | Fachsemester | | | | |
|-------------------------|--------------|----|----|----|------|
| | <= RSZ | | | | >RSZ |
| | 1 | 2 | 3 | 4 | 5 |
| Kohorte 14/15 | 16 | 16 | 15 | 15 | 11 |
| Schwund in % | | | 6% | 6% | 31% |

| Family Health Nursing Master | Fachsemester | | | | |
|---------------------------------|--------------|---|---|---|------|
| | <= RSZ | | | | >RSZ |
| | 1 | 2 | 3 | 4 | 5 |
| Kohorte 14/15 | 3 | 3 | 3 | 3 | 2 |
| Schwund in % | | | | | 33% |

| Gesundhfürdg u Prävention Master | Fachsemester | | | | |
|-------------------------------------|--------------|----|----|-----|------|
| | <= RSZ | | | | >RSZ |
| | 1 | 2 | 3 | 4 | 5 |
| Kohorte 14/15 | 31 | 31 | 30 | 28 | 23 |
| Schwund in % | | | 3% | 10% | 26% |

| Gesundhversorg-ökon-mgmt Master | Fachsemester | | | | |
|------------------------------------|--------------|----|----|----|------|
| | <= RSZ | | | | >RSZ |
| | 1 | 2 | 3 | 4 | 5 |
| Kohorte 14/15 | 23 | 23 | 22 | 22 | 19 |
| Schwund in % | | | 4% | 4% | 17% |

| Klinische Psychologie Master | Fachsemester | | | | | | | | |
|---------------------------------|--------------|-----|-----|-----|---------------------------------|-----|-----|-----|------|
| | <=RSZ | | | | > RSZ/Abgang wg. Abschluß enth. | | | | |
| | 1 | 2 | 3 | 4 | 5 | 6 | 7 | 8 | 9 |
| Kohorte 10/11 | 59 | 59 | 58 | 58 | 32 | 21 | 5 | 1 | |
| Schwund in % | | | 2% | 2% | 46% | 64% | 92% | 98% | 100% |
| Kohorte 11/12 | 101 | 91 | 85 | 83 | 56 | 38 | 18 | 7 | 3 |
| Schwund in % | | 10% | 16% | 18% | 45% | 62% | 82% | 93% | 97% |
| Kohorte 12/13 | 78 | 78 | 78 | 79 | 53 | 29 | 13 | 4 | 1 |
| Schwund in % | | | | -1% | 32% | 63% | 83% | 95% | 99% |
| Kohorte 13/14 | 77 | 79 | 80 | 77 | 51 | 32 | 17 | | |
| Schwund in % | | -3% | -4% | | 34% | 58% | 78% | | |
| Kohorte 14/15 | 68 | 66 | 67 | 67 | 47 | | | | |
| Schwund in % | | 3% | 1% | 1% | 31% | | | | |

| Public Health VF Bachelor | Fachsemester | | | | | | | | | | | | |
|------------------------------|------------------------|-----|-----|-----|-----|-----|---------------------------------|-----|-----|-----|-----|-----|-----|
| | Abbruch/Wechsel in RSZ | | | | | | > RSZ/Abgang wg. Abschluß enth. | | | | | | |
| | 1 | 2 | 3 | 4 | 5 | 6 | 7 | 8 | 9 | 10 | 11 | 12 | 13 |
| Kohorte 09/10 | 100 | 97 | 84 | 83 | 76 | 77 | 27 | 20 | 15 | 12 | 6 | 4 | 1 |
| Schwund in % | | 3% | 16% | 17% | 24% | 23% | 73% | 80% | 85% | 88% | 94% | 96% | 99% |
| Kohorte 10/11 | 115 | 108 | 98 | 101 | 96 | 96 | 32 | 27 | 12 | 8 | 6 | 5 | 4 |
| Schwund in % | | 6% | 15% | 12% | 17% | 17% | 72% | 77% | 90% | 93% | 95% | 96% | 97% |
| Kohorte 11/12 | 120 | 122 | 113 | 116 | 112 | 109 | 53 | 39 | 15 | 11 | 10 | | |
| Schwund in % | | -2% | 6% | 3% | 7% | 9% | 56% | 68% | 88% | 91% | 92% | | |
| Kohorte 12/13 | 131 | 129 | 119 | 118 | 111 | 111 | 47 | 34 | 17 | | | | |
| Schwund in % | | 2% | 9% | 10% | 15% | 15% | 64% | 74% | 87% | | | | |
| Kohorte 13/14 | 79 | 83 | 79 | 81 | 76 | 76 | 32 | | | | | | |
| Schwund in % | | -5% | | -3% | 4% | 4% | 59% | | | | | | |
| Kohorte 14/15 | 98 | 107 | 107 | 103 | 99 | | | | | | | | |
| Schwund in % | | -9% | -9% | -5% | -1% | | | | | | | | |

Fortsetzung: Studienfallkohorten

| Public Health BA FWmP PF | Fachsemester | | | | | | | | |
|-----------------------------|-----------------------------|-----|-----|-----|-----|-----|------|-----|-----|
| | Abbruch oder Wechsel in RSZ | | | | | | >RSZ | | |
| | 1 | 2 | 3 | 4 | 5 | 6 | 7 | 8 | 9 |
| Kohorte 11/12 | 43 | 38 | 35 | 33 | 33 | 33 | 11 | 8 | 3 |
| Schwund in % | | 12% | 19% | 23% | 23% | 23% | 74% | 81% | 93% |
| Kohorte 12/13 | 56 | 52 | 40 | 40 | 39 | 39 | 21 | 17 | 13 |
| Schwund in % | | 7% | 29% | 29% | 30% | 30% | 63% | 70% | 77% |
| Kohorte 13/14 | 36 | 24 | 22 | 22 | 17 | 15 | 8 | | |
| Schwund in % | | 33% | 39% | 39% | 53% | 58% | 78% | | |
| Kohorte 14/15 | 36 | 26 | 22 | 23 | 21 | | | | |
| Schwund in % | | 28% | 39% | 36% | 42% | | | | |

| Psychologie VF Bachelor | Fachsemester | | | | | | | | | | |
|----------------------------|-----------------------------|-----|-----|-----|-----|-----|-------------------|-----|-----|-----|-----|
| | Abbruch oder Wechsel in RSZ | | | | | | >RSZ/Abgang enth. | | | | |
| | 1 | 2 | 3 | 4 | 5 | 6 | 7 | 8 | 9 | 10 | 11 |
| Kohorte 09/10 | 226 | 191 | 166 | 162 | 155 | 153 | 49 | 44 | 19 | 18 | 10 |
| Schwund in % | | 15% | 27% | 28% | 31% | 32% | 78% | 81% | 92% | 92% | 96% |
| Kohorte 10/11 | 151 | 157 | 142 | 140 | 136 | 137 | 51 | 42 | 12 | 10 | 11 |
| Schwund in % | | -4% | 6% | 7% | 10% | 9% | 66% | 72% | 92% | 93% | 93% |
| Kohorte 11/12 | 164 | 166 | 152 | 151 | 149 | 144 | 58 | 50 | 22 | 17 | 15 |
| Schwund in % | | -1% | 7% | 8% | 9% | 12% | 65% | 70% | 87% | 90% | 91% |
| Kohorte 12/13 | 163 | 167 | 154 | 156 | 150 | 150 | 77 | 62 | 25 | | |
| Schwund in % | | -2% | 6% | 4% | 8% | 8% | 53% | 62% | 85% | | |
| Kohorte 13/14 | 158 | 151 | 143 | 141 | 133 | 133 | 70 | | | | |
| Schwund in % | | 4% | 9% | 11% | 16% | 16% | 56% | | | | |
| Kohorte 14/15 | 165 | 156 | 146 | 144 | 140 | | | | | | |
| Schwund in % | | 5% | 12% | 13% | 15% | | | | | | |

| Wirtschaftspsychologie Master | Fachsemester | | | | | | | | |
|----------------------------------|--------------|-----|-----|-----|---------------------------------|-----|-----|-----|------|
| | <=RSZ | | | | > RSZ/Abgang wg. Abschluß enth. | | | | |
| | 1 | 2 | 3 | 4 | 5 | 6 | 7 | 8 | 9 |
| Kohorte 09/10 | 52 | 52 | 44 | 44 | 30 | 12 | 4 | 2 | |
| Schwund in % | | | 15% | 15% | 42% | 77% | 92% | 96% | 100% |
| Kohorte 10/11 | 57 | 53 | 49 | 46 | 39 | 31 | 11 | 7 | 5 |
| Schwund in % | | 7% | 14% | 19% | 32% | 46% | 81% | 88% | 91% |
| Kohorte 11/12 | 44 | 45 | 42 | 43 | 38 | 25 | 8 | 3 | 2 |
| Schwund in % | | -2% | 5% | 2% | 14% | 43% | 82% | 93% | 95% |
| Kohorte 12/13 | 64 | 66 | 62 | 60 | 61 | 48 | 16 | 8 | 2 |
| Schwund in % | | -3% | 3% | 6% | 5% | 25% | 75% | 88% | 97% |
| Kohorte 13/14 | 44 | 46 | 45 | 42 | 34 | 26 | 12 | | |
| Schwund in % | | -5% | -2% | 5% | 23% | 41% | 73% | | |
| Kohorte 14/15 | 54 | 54 | 53 | 53 | 51 | | | | |
| Schwund in % | | | 2% | 2% | 6% | | | | |

7. Abschlussprüfungen im Prüfungsjahr 2016 (01.10.2015-30.09.2016)

| Fach | Abschluss | WS 15/16 | | | SoSe 16 | | | Prüfungsjahr 2016 | | |
|-----------------------------|-------------|-----------|------------|------------|-----------|------------|------------|-------------------|------------|------------|
| | | M | W | Ges | M | W | Ges | M | W | Ges |
| Berufspäd. Pflegewiss. | Master | 3 | 1 | 4 | | | | 3 | 1 | 4 |
| Gesundhfürg u Prävention | Master | | | | | 2 | 2 | | 2 | 2 |
| Klinische Psychologie | Master | 4 | 32 | 36 | 4 | 33 | 37 | 8 | 65 | 73 |
| Pflegewissenschaften DUAL | Bachelor VF | 1 | 3 | 4 | | 2 | 2 | 1 | 5 | 6 |
| Pflegewissenschaften | Bachelor VF | | | | | 1 | 1 | | 1 | 1 |
| Public Health | Bachelor HF | 1 | | 1 | | 2 | 2 | 1 | 2 | 3 |
| Public Health | Bachelor NF | 2 | | 2 | | 1 | 1 | 2 | 1 | 3 |
| Public Health | Bachelor VF | 3 | 39 | 42 | 10 | 43 | 53 | 13 | 82 | 95 |
| Public Health | BA FWmP PF | 2 | 5 | 7 | 1 | 8 | 9 | 3 | 13 | 16 |
| Public Health/SP Pflegew. | Master | 1 | 5 | 6 | | 1 | 1 | 1 | 6 | 7 |
| Public Health/ SP Public H. | Master | 4 | 18 | 22 | 4 | 20 | 24 | 8 | 38 | 46 |
| Psychologie | Bachelor VF | 17 | 44 | 61 | 12 | 51 | 63 | 29 | 95 | 124 |
| Wirtschaftspsychologie | Master | 8 | 18 | 26 | 6 | 11 | 17 | 14 | 29 | 43 |
| FB Gesamt | | 46 | 165 | 211 | 37 | 175 | 212 | 83 | 340 | 423 |

8. Absolventen: Studiendauer und Alter im Prüfungsjahr 2016

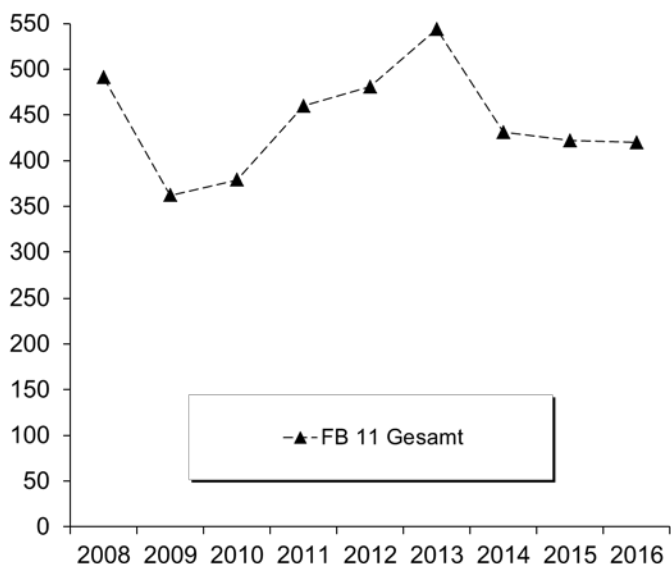
| Fach | Abschluss | Anz | Studiendauer | | Alter | |
|-------------------------------------|-------------|-----|--------------|--------|-------|--------|
| | | | MW | Median | MW | Median |
| Berufspäd. Pflegewissenschaft | Master | 4 | 5,75 | 6 | 32,72 | 32 |
| Klinische Psychologie | Master | 73 | 5,64 | 5 | 27,78 | 27,42 |
| Pflegewissenschaften | Bachelor HF | 1 | 12 | 12 | 48,78 | 48,78 |
| Pflegewissenschaften | Bachelor VF | 1 | 10 | 10 | 29,82 | 29,82 |
| Pflegewissenschaften DUAL | Bachelor VF | 6 | 8,75 | 9 | 30,82 | 30,25 |
| Psychologie | Bachelor VF | 124 | 6,63 | 6 | 26,01 | 24,49 |
| Public Health | Bachelor HF | 2 | 8,5 | 8,5 | 26,79 | 26,79 |
| Public Health | Bachelor VF | 95 | 6,63 | 6 | 26,4 | 24,98 |
| Public Health | BA FWmP PF | 16 | 6,56 | 6 | 26,8 | 25,12 |
| Public Health/SP Pflegewissenschaft | Master | 7 | 6 | 6 | 34,94 | 33,32 |
| Public Health/ SP Public Health | Master | 46 | 6,26 | 6 | 28,69 | 28,26 |
| Wirtschaftspsychologie | Master | 43 | 6,7 | 7 | 28,56 | 27,6 |

9. Absolventen im Zeitverlauf vom Prüfungsjahr 2008-2016

| Fach | Abschluss | | 2008 | 2009 | 2010 | 2011 | 2012 | 2013 | 2014 | 2015 | 2016 |
|---------------------------|----------------------|------------|----------|----------|----------|----------|----------|-----------|-----------|-----------|-----------|
| Berufspäd: Pflegewiss. | Master | M | | | | | | | | 1 | 3 |
| | | W | | | | | | | 9 | 1 | 1 |
| | | Ges | | | | | | | 9 | 2 | 4 |
| Berufspäd: Pflegewiss. | 1. F. Master Ed. Alt | M | | | | | | | | 1 | |
| | | W | | | | | | | | | |
| | | Ges | | | | | | | | 1 | |
| Gesundhfürg u Prävention | Master | M | | | | | | | | | |
| | | W | | | | | | | | | 2 |
| | | Ges | | | | | | | | | |
| Klinische Psychologie | Master | M | | | | | 1 | 2 | 5 | 12 | 8 |
| | | W | | | | | 5 | 37 | 63 | 73 | 65 |
| | | Ges | | | | | 6 | 39 | 68 | 85 | 73 |
| Pflegewissenschaften DUAL | Bachelor VF | M | | | | | | | | | 1 |
| | | W | | | | | | | | | 5 |
| | | Ges | | | | | | | | | |
| Pflegewissenschaften | Bachelor VF | M | | 1 | 1 | 2 | | 1 | | 1 | |
| | | W | 5 | 3 | 6 | 1 | | 4 | | 5 | 1 |
| | | Ges | 5 | 4 | 7 | 3 | | 5 | | 6 | 1 |

Fortsetzung: Absolventen im Zeitverlauf

| Fach | Abschluss | | 2008 | 2009 | 2010 | 2011 | 2012 | 2013 | 2014 | 2015 | 2016 |
|--------------------------------|-------------|------------|------------|------------|------------|------------|------------|------------|------------|------------|------------|
| Public Health | Bachelor HF | M | 6 | 3 | 12 | 9 | 9 | 9 | 3 | 3 | 1 |
| | | W | 9 | 19 | 13 | 15 | 21 | 14 | 13 | 3 | 2 |
| | | Ges | 15 | 22 | 25 | 24 | 30 | 23 | 16 | 6 | 3 |
| Public Health | Bachelor VF | M | 28 | 30 | 15 | 7 | 5 | 11 | 9 | 16 | 13 |
| | | W | 161 | 118 | 96 | 83 | 62 | 68 | 70 | 87 | 82 |
| | | Ges | 189 | 148 | 111 | 90 | 67 | 79 | 79 | 103 | 95 |
| Public Health | BA FWmP PF | M | | | | | | | | 7 | 3 |
| | | W | | | | | | | | 20 | 13 |
| | | Ges | | | | | | | | 27 | 16 |
| Public Health/SP Pflegewiss. | Master | M | | | 1 | | 2 | 2 | 2 | 3 | 1 |
| | | W | | | 1 | 1 | 3 | 8 | 3 | 3 | 6 |
| | | Ges | | | 2 | 1 | 5 | 10 | 5 | 6 | 7 |
| Public Health/SP Public Health | Master | M | | | 1 | 10 | 9 | 9 | 8 | 6 | 8 |
| | | W | | | 3 | 37 | 43 | 37 | 29 | 39 | 38 |
| | | Ges | | | 4 | 47 | 52 | 46 | 37 | 45 | 46 |
| Psychologie | Bachelor VF | M | | | 8 | 26 | 33 | 40 | 25 | 19 | 29 |
| | | W | | | 45 | 89 | 130 | 110 | 109 | 79 | 95 |
| | | Ges | | | 53 | 115 | 163 | 150 | 134 | 98 | 124 |
| Psychologie | Diplom | M | 22 | 18 | 14 | 26 | 16 | 28 | 6 | | |
| | | W | 95 | 81 | 79 | 115 | 102 | 116 | 25 | 2 | |
| | | Ges | 117 | 99 | 93 | 141 | 118 | 144 | 31 | 2 | |
| Wirtschaftspsychologie | Master | M | | | | | 6 | 11 | 14 | 11 | 14 |
| | | W | | | | | 8 | 26 | 29 | 30 | 29 |
| | | Ges | | | | | 14 | 37 | 43 | 41 | 43 |
| FB 11 Gesamt | | M | 98 | 71 | 65 | 86 | 88 | 117 | 76 | 80 | 81 |
| | | W | 393 | 291 | 314 | 374 | 393 | 427 | 355 | 342 | 339 |
| | Ges | 491 | 362 | 379 | 460 | 481 | 544 | 431 | 422 | 420 | |



M. Fachbereich 12

1. Studienfälle nach Fachsemestern im WS 16/17

| Studiengang | Abschluß | G | 1 | 2 | 3 | 4 | 5 | 6 | 7 | 8 | 9 | 10 | 11 | 12 | 13-14 | >14 | Ges | RSZ |
|------------------------------|---------------------|------------|------------|-----------|------------|-----------|------------|-----------|------------|----------|-----------|-----------|-----------|----------|-----------|-----------|-------------|------------|
| Berufliche Bildung | M.Ed.berufl. | LF M | 13 | 8 | 17 | 8 | 14 | 3 | 1 | | | | | | | | 64 | 46 |
| Berufliche Bildung | M.Ed.berufl. | LF W | 2 | 5 | 3 | | 1 | 1 | | | | | | | | | 12 | 10 |
| | | Ges | 15 | 13 | 20 | 8 | 15 | 3 | 2 | | | | | | | | 76 | 56 |
| Erziehungs- & Bildungsw. | BA FWmP | KF M | 8 | 1 | 5 | | 6 | | 3 | | 3 | 1 | | | | | 27 | 20 |
| Erziehungs- & Bildungsw. | BA FWmP | KF W | 51 | 7 | 31 | 3 | 41 | 2 | 25 | 3 | 6 | | 7 | | | | 176 | 135 |
| | | Ges | 59 | 8 | 36 | 3 | 47 | 2 | 28 | 3 | 9 | 1 | 7 | | | | 203 | 155 |
| Erziehungs-u.Bildungswiss | Master | M | 5 | | 6 | | 2 | 1 | | 1 | 1 | | | | | | 16 | 11 |
| Erziehungs-u.Bildungswiss | Master | W | 33 | 4 | 42 | 1 | 29 | 2 | 7 | 2 | 4 | | | | | | 124 | 80 |
| | | Ges | 38 | 4 | 48 | 1 | 31 | 3 | 7 | 3 | 5 | | | | | | 140 | 91 |
| Inklusive Pädagogik | BA BiPEB | UF M | 16 | 1 | 11 | | 6 | | 5 | | 5 | | | | | | 44 | 34 |
| Inklusive Pädagogik | BA BiPEB | UF W | 46 | 1 | 40 | | 37 | | 14 | 1 | 8 | | | | | | 147 | 124 |
| | | Ges | 62 | 2 | 51 | | 43 | | 19 | 1 | 13 | | | | | | 191 | 158 |
| Inklusive Pädagogik | M.Ed.Inkl.Päd/Sonp. | UF M | 8 | 1 | 9 | | 4 | | | | | | | | | | 22 | 18 |
| Inklusive Pädagogik | M.Ed.Inkl.Päd/Sonp. | UF W | 54 | | 97 | | 25 | | | | | | | | | | 176 | 151 |
| | | Ges | 62 | 1 | 106 | | 29 | | | | | | | | | | 198 | 169 |
| Interd. Sachb./Sachunt. | BA BiPEB | EF M | 18 | 1 | 16 | | 5 | | 9 | | 4 | | | | | | 53 | 40 |
| Interd. Sachb./Sachunt. | BA BiPEB | EF W | 44 | 3 | 23 | | 21 | | 13 | | 5 | | | | | | 109 | 91 |
| | | Ges | 62 | 4 | 39 | | 26 | | 22 | | 9 | | | | | | 162 | 131 |
| Interd. Sachb./Sachunt. | BA BiPEB | UF M | 16 | | 8 | | 11 | 1 | 5 | | 2 | | 1 | | 2 | | 46 | 36 |
| Interd. Sachb./Sachunt. | BA BiPEB | UF W | 56 | 3 | 38 | 3 | 35 | 2 | 8 | | 2 | | 1 | | | | 148 | 137 |
| | | Ges | 72 | 3 | 46 | 3 | 46 | 3 | 13 | | 4 | | 2 | | 2 | | 194 | 173 |
| Interd. Sachb./Sachunt. | M.Ed.Grund | EF M | | | 2 | | | | | | | | | | | | 2 | 2 |
| Interd. Sachb./Sachunt. | M.Ed.Grund | EF W | 1 | | 3 | | 3 | | | | | | | | | | 7 | 4 |
| | | Ges | 1 | | 5 | | 3 | | | | | | | | | | 9 | 6 |
| Interd. Sachb./Sachunt. | M.Ed.Grund | UF M | 1 | | 6 | | 3 | | | | | | | | | | 10 | 7 |
| Interd. Sachb./Sachunt. | M.Ed.Grund | UF W | 24 | 2 | 35 | 1 | 11 | | | | | | | | | | 73 | 62 |
| | | Ges | 25 | 2 | 41 | 1 | 14 | | | | | | | | | | 83 | 69 |
| Interd. Sachb./Sachunt. | M.Ed.Inkl.Päd/Sonp. | EF M | 8 | 1 | 9 | | 4 | | | | | | | | | | 22 | 18 |
| Interd. Sachb./Sachunt. | M.Ed.Inkl.Päd/Sonp. | EF W | 27 | | 55 | | 14 | | | | | | | | | | 96 | 82 |
| | | Ges | 35 | 1 | 64 | | 18 | | | | | | | | | | 118 | 100 |
| Interd. Sachb./Sachunt. | M.Ed.Inkl.Päd/Sonp. | UF W | | | 1 | | | | | | | | | | | | 1 | 1 |
| | | Ges | | | 1 | | | | | | | | | | | | 1 | 1 |
| BA Bildungswiss. Prim/Ele | | M | 45 | 1 | 29 | | 19 | 1 | 15 | | 7 | | 1 | | 2 | | 120 | 95 |
| BA Bildungswiss. Prim/Ele | | W | 160 | 6 | 123 | 5 | 105 | 3 | 31 | 1 | 14 | | 2 | | 1 | 1 | 452 | 402 |
| | | Ges | 205 | 7 | 152 | 5 | 124 | 4 | 46 | 1 | 21 | | 3 | | 3 | 1 | 572 | 497 |
| BA Lehramtsopt. Gym/Obersch. | | M | 115 | 5 | 95 | 3 | 88 | 5 | 43 | 1 | 27 | 7 | 18 | | 7 | 6 | 420 | 311 |
| BA Lehramtsopt. Gym/Obersch. | | W | 260 | 9 | 218 | 9 | 152 | 7 | 89 | 4 | 31 | 3 | 11 | 3 | 12 | 5 | 813 | 655 |
| | | Ges | 375 | 14 | 313 | 12 | 240 | 12 | 132 | 5 | 58 | 10 | 29 | 3 | 19 | 11 | 1233 | 966 |
| Master Education | | M | 67 | 10 | 81 | 10 | 31 | 3 | 1 | | | | | | | | 203 | 168 |
| Master Education | | W | 206 | 14 | 260 | 7 | 83 | | 1 | | | | | | | | 571 | 487 |
| | | Ges | 273 | 24 | 341 | 17 | 114 | 3 | 2 | | | | | | | | 774 | 655 |

Studienfälle im FB 12: 3954

2. Studienfälle nach Hochschulsesemestern im WS 16/17

| Studiengang | Abschluß | G | 1 | 2 | 3 | 4 | 5 | 6 | 7 | 8 | 9 | 10 | 11 | 12 | 13-14 | >14 | Ges |
|---------------------------|--------------|------------|-----------|----------|-----------|----------|-----------|----------|-----------|----------|-----------|-----------|-----------|-----------|-----------|-----------|------------|
| Berufliche Bildung | M.Ed.berufl. | LF M | | | | | | | 3 | 1 | 7 | 2 | 6 | 11 | 11 | 23 | 64 |
| Berufliche Bildung | M.Ed.berufl. | LF W | | | | | | | | | 3 | | 3 | | 1 | 5 | 12 |
| | | Ges | | | | | | | 3 | 1 | 10 | 2 | 9 | 11 | 12 | 28 | 76 |
| Erziehungs- & Bildungsw. | BA FWmP | KF M | 4 | 1 | 3 | 1 | 2 | | 5 | | 3 | 3 | | | 3 | 2 | 27 |
| Erziehungs- & Bildungsw. | BA FWmP | KF W | 36 | 2 | 29 | 3 | 37 | 3 | 28 | 2 | 12 | 1 | 14 | 1 | 6 | 2 | 176 |
| | | Ges | 40 | 3 | 32 | 4 | 39 | 3 | 33 | 2 | 15 | 4 | 14 | 1 | 9 | 4 | 203 |
| Erziehungs-u.Bildungswiss | Master | M | | | | | | | | 3 | 2 | 2 | 3 | | 2 | 4 | 16 |
| Erziehungs-u.Bildungswiss | Master | W | | | | | 1 | 2 | 13 | 4 | 26 | 9 | 21 | 3 | 21 | 24 | 124 |
| | | Ges | | | | | 1 | 2 | 13 | 7 | 28 | 11 | 24 | 3 | 23 | 28 | 140 |

Fortsetzung: Studienfälle nach Hochschulsesemestern

| Studiengang | Abschluß | G | 1 | 2 | 3 | 4 | 5 | 6 | 7 | 8 | 9 | 10 | 11 | 12 | 13-14 | >14 | Ges |
|-------------------------|---------------|------|-----------|----------|-----------|---|-----------|----------|-----------|----------|-----------|----------|-----------|----------|-----------|-----------|------------|
| Inklusive Pädagogik | BA BiPEB | UF M | 12 | | 7 | | 6 | | 5 | 1 | 5 | | 3 | | 1 | 4 | 44 |
| Inklusive Pädagogik | BA BiPEB | UF W | 26 | | 37 | | 37 | 2 | 12 | 1 | 16 | | 3 | 3 | 5 | 5 | 147 |
| Ges | | | 38 | | 44 | | 43 | 2 | 17 | 2 | 21 | | 6 | 3 | 6 | 9 | 191 |
| Inklusive Pädagogik | M.Ed.Inkl.Päd | UF M | | | | | | | 3 | | 3 | 2 | 7 | | 3 | 4 | 22 |
| Inklusive Pädagogik | M.Ed.Inkl.Päd | UF W | | | | | | | 30 | 1 | 72 | 3 | 49 | | 9 | 12 | 176 |
| Ges | | | | | | | | | 33 | 1 | 75 | 5 | 56 | | 12 | 16 | 198 |
| Interd. Sachb./Sachunt. | BA BiPEB | EF M | 12 | 1 | 9 | | 7 | 1 | 11 | 1 | 6 | | 2 | | 1 | 2 | 53 |
| Interd. Sachb./Sachunt. | BA BiPEB | EF W | 26 | 1 | 24 | | 26 | | 12 | | 11 | 1 | 3 | 2 | | 3 | 109 |
| Ges | | | 38 | 2 | 33 | | 33 | 1 | 23 | 1 | 17 | 1 | 5 | 2 | 1 | 5 | 162 |
| Interd. Sachb./Sachunt. | BA BiPEB | UF M | 7 | 1 | 8 | | 6 | 2 | 7 | | 3 | 1 | 2 | 2 | 2 | 5 | 46 |
| Interd. Sachb./Sachunt. | BA BiPEB | UF W | 45 | 1 | 36 | | 33 | 3 | 10 | 1 | 6 | | 2 | | 5 | 6 | 148 |
| Ges | | | 52 | 2 | 44 | | 39 | 5 | 17 | 1 | 9 | 1 | 4 | 2 | 7 | 11 | 194 |
| Interd. Sachb./Sachunt. | M.Ed.Grund | EF M | | | | | | | | | 1 | | 1 | | | | 2 |
| Interd. Sachb./Sachunt. | M.Ed.Grund | EF W | | | | | | | 1 | | 2 | | 4 | | | | 7 |
| Ges | | | | | | | | | 1 | | 3 | | 5 | | | | 9 |
| Interd. Sachb./Sachunt. | M.Ed.Grund | UF M | | | | | | | | | 3 | | 7 | | | | 10 |
| Interd. Sachb./Sachunt. | M.Ed.Grund | UF W | | | | | | | 13 | | 32 | 3 | 15 | 1 | 5 | 4 | 73 |
| Ges | | | | | | | | | 13 | | 35 | 3 | 22 | 1 | 5 | 4 | 83 |
| Interd. Sachb./Sachunt. | M.Ed.Inkl.Päd | EF M | | | | | | | 3 | | 3 | 2 | 7 | | 3 | 4 | 22 |
| Interd. Sachb./Sachunt. | M.Ed.Inkl.Päd | EF W | | | | | | | 17 | | 38 | 3 | 25 | | 7 | 6 | 96 |
| Ges | | | | | | | | | 20 | | 41 | 5 | 32 | | 10 | 10 | 118 |
| Interd. Sachb./Sachunt. | M.Ed.Inkl.Päd | UF W | | | | | | | | | 1 | | | | | | 1 |
| Ges | | | | | | | | | | | 1 | | | | | | 1 |

Studienfälle im FB 12: 1375

3. Studienfälle nach Status, Geschlecht und Staatsangehörigkeit im WS 16/17

| Studiengang | Abschluß | G | Deutsche Studierende | | | | | | Ausländische Studierende | | | | | | Ges. | | | |
|---------------------------|---------------------|------|----------------------|-----------|------------|----------|-----------|----------|--------------------------|------------|----------|----------|----------|------|----------|----------|-----------|------------|
| | | | Rückmeld. | Neuein. | Erst-Beur. | Ges. | Rückmeld. | Neuein. | Erst-Beur. | Ges. | | | | | | | | |
| | | | Fortg | 1 FS | 1 FS | Fortg | ein. | laubt | | | | Fortg | 1 FS | 1 FS | Fortg | ein. | laubt | |
| Berufliche Bildung | M.Ed.beruffl. | LF M | 47 | | 12 | 1 | | 1 | 61 | 1 | | 1 | | | | 1 | 3 | 64 |
| Berufliche Bildung | M.Ed.beruffl. | LF W | 9 | | 2 | | | | 11 | 1 | | | | | | | 1 | 12 |
| Ges | | | 56 | | 14 | 1 | | 1 | 72 | 2 | | 1 | | | | 1 | 4 | 76 |
| Erziehungs- & Bildungsw. | BA FWmP | KF M | 16 | 2 | 2 | | 4 | | 24 | 3 | | | | | | | 3 | 27 |
| Erziehungs- & Bildungsw. | BA FWmP | KF W | 111 | 4 | 10 | 1 | 35 | 5 | 166 | 8 | | | 1 | | 1 | | 10 | 176 |
| Ges | | | 127 | 6 | 12 | 1 | 39 | 5 | 190 | 11 | | | 1 | | 1 | | 13 | 203 |
| Erziehungs-u.Bildungswiss | Master | M | 8 | | 4 | | | | 2 | 14 | 1 | | 1 | | | | 2 | 16 |
| Erziehungs-u.Bildungswiss | Master | W | 72 | 3 | 28 | | | | 10 | 113 | 7 | | 2 | | | 2 | 11 | 124 |
| Ges | | | 80 | 3 | 32 | | | | 12 | 127 | 8 | | 3 | | | 2 | 13 | 140 |
| Inklusive Pädagogik | BA BiPEb | UF M | 26 | 2 | 2 | | 11 | 1 | 42 | 1 | | | | | 1 | | 2 | 44 |
| Inklusive Pädagogik | BA BiPEb | UF W | 95 | 8 | 10 | | 26 | 1 | 140 | 5 | 2 | | | | | | 7 | 147 |
| Ges | | | 121 | 10 | 12 | | 37 | 2 | 182 | 6 | 2 | | | | 1 | | 9 | 191 |
| Inklusive Pädagogik | M.Ed.Inkl.Päd/Sonp. | UF M | 12 | 8 | | | | | 1 | 21 | 1 | | | | | | 1 | 22 |
| Inklusive Pädagogik | M.Ed.Inkl.Päd/Sonp. | UF W | 113 | 49 | 5 | | | | 1 | 168 | 8 | | | | | | 8 | 176 |
| Ges | | | 125 | 57 | 5 | | | | 2 | 189 | 9 | | | | | | 9 | 198 |
| Interd. Sachb./Sachunt. | BA BiPEb | EF M | 33 | 1 | 5 | | 12 | 1 | 52 | 1 | | | | | | | 1 | 53 |
| Interd. Sachb./Sachunt. | BA BiPEb | EF W | 57 | 8 | 10 | | 25 | 1 | 101 | 5 | | | | | 1 | 2 | 8 | 109 |
| Ges | | | 90 | 9 | 15 | | 37 | 2 | 153 | 6 | | | | | 1 | 2 | 9 | 162 |
| Interd. Sachb./Sachunt. | BA BiPEb | UF M | 30 | 3 | 6 | | 7 | | 46 | | | | | | | | | 46 |
| Interd. Sachb./Sachunt. | BA BiPEb | UF W | 86 | 6 | 3 | 1 | 43 | 4 | 143 | | 1 | 1 | | | 2 | 1 | 5 | 148 |
| Ges | | | 116 | 9 | 9 | 1 | 50 | 4 | 189 | | 1 | 1 | | | 2 | 1 | 5 | 194 |
| Interd. Sachb./Sachunt. | M.Ed.Grund | EF M | 2 | | | | | | 2 | | | | | | | | | 2 |
| Interd. Sachb./Sachunt. | M.Ed.Grund | EF W | 5 | 1 | | | | | 6 | 1 | | | | | | | 1 | 7 |
| Ges | | | 7 | 1 | | | | | 8 | 1 | | | | | | | 1 | 9 |
| Interd. Sachb./Sachunt. | M.Ed.Grund | UF M | 9 | 1 | | | | | 10 | | | | | | | | | 10 |
| Interd. Sachb./Sachunt. | M.Ed.Grund | UF W | 46 | 15 | 9 | | | | 2 | 72 | 1 | | | | | | 1 | 73 |
| Ges | | | 55 | 16 | 9 | | | | 2 | 82 | 1 | | | | | | 1 | 83 |

Fortsetzung: Studienfälle nach Status

| Studiengang | Abschluß | G | Deutsche Studierende | | | | | | Ausländische Studierende | | | | | | Ges. | | |
|-------------------------|---------------------|------------|----------------------|-----------|---------|--------|-------|----------|--------------------------|-----------|------|---------|--------|-------|----------|------------|------|
| | | | Rückmeld. | | Neuein. | | Erst- | Beur- | Ges. | Rückmeld. | | Neuein. | | Erst- | | Beur- | Ges. |
| | | | Fortg. | 1 FS | 1 FS | Fortg. | | | | Fortg. | 1 FS | 1 FS | Fortg. | | | | |
| Interd. Sachb./Sachunt. | M.Ed.Inkl.Päd/Sonp. | EF M | 12 | 8 | | | | 1 | 21 | 1 | | | | | 1 | 22 | |
| Interd. Sachb./Sachunt. | M.Ed.Inkl.Päd/Sonp. | EF W | 65 | 27 | | | | 1 | 93 | 3 | | | | | 3 | 96 | |
| | | Ges | 77 | 35 | | | | 2 | 114 | 4 | | | | | 4 | 118 | |
| Interd. Sachb./Sachunt. | M.Ed.Inkl.Päd/Sonp. | UF W | 1 | | | | | | 1 | | | | | | | 1 | |
| | | Ges | 1 | | | | | | 1 | | | | | | | 1 | |

Studienfälle im FB 12: 1375

4. Studienfälle nach Alter im WS 16/17

| Studiengang | Abschluß | G | Gesamt | | 1. FS | | 1. HS | |
|----------------------------------|---------------------|------------|------------|--------------|-----------|--------------|-----------|--------------|
| | | | Anzahl | Ø Alter | Anzahl | Ø Alter | Anzahl | Ø Alter |
| Berufliche Bildung | M.Ed.berufl. | LF M | 64 | 32,99 | 13 | 31,89 | | |
| Berufliche Bildung | M.Ed.berufl. | LF W | 12 | 32,72 | 2 | 25,42 | | |
| | | Ges | 76 | 32,94 | 15 | 31,03 | | |
| Erziehungs- & Bildungsw. | BA FWmP | KF M | 27 | 27,47 | 8 | 23,52 | 4 | 23,27 |
| Erziehungs- & Bildungsw. | BA FWmP | KF W | 176 | 24,61 | 51 | 23,15 | 36 | 23,02 |
| | | Ges | 203 | 24,99 | 59 | 23,20 | 40 | 23,05 |
| Erziehungs-u.Bildungswis: Master | | M | 16 | 30,07 | 5 | 30,48 | | |
| Erziehungs-u.Bildungswis: Master | | W | 124 | 27,73 | 33 | 26,28 | | |
| | | Ges | 140 | 28,00 | 38 | 26,84 | | |
| Inklusive Pädagogik | BA BiPEB | UF M | 44 | 25,94 | 16 | 25,56 | 12 | 23,01 |
| Inklusive Pädagogik | BA BiPEB | UF W | 147 | 24,11 | 46 | 23,30 | 26 | 21,65 |
| | | Ges | 191 | 24,53 | 62 | 23,88 | 38 | 22,08 |
| Inklusive Pädagogik | M.Ed.Inkl.Päd/Sonp. | UF M | 22 | 27,80 | 8 | 27,45 | | |
| Inklusive Pädagogik | M.Ed.Inkl.Päd/Sonp. | UF W | 176 | 26,05 | 54 | 25,64 | | |
| | | Ges | 198 | 26,25 | 62 | 25,87 | | |
| Interd. Sachb./Sachunt. | BA BiPEB | EF M | 53 | 25,22 | 18 | 23,26 | 12 | 22,55 |
| Interd. Sachb./Sachunt. | BA BiPEB | EF W | 109 | 23,76 | 44 | 22,58 | 26 | 20,61 |
| | | Ges | 162 | 24,24 | 62 | 22,77 | 38 | 21,22 |
| Interd. Sachb./Sachunt. | BA BiPEB | UF M | 46 | 26,08 | 16 | 25,48 | 7 | 20,49 |
| Interd. Sachb./Sachunt. | BA BiPEB | UF W | 148 | 23,35 | 56 | 21,02 | 45 | 20,31 |
| | | Ges | 194 | 24,00 | 72 | 22,01 | 52 | 20,33 |
| Interd. Sachb./Sachunt. | M.Ed.Grund | EF M | 2 | 24,88 | | | | |
| Interd. Sachb./Sachunt. | M.Ed.Grund | EF W | 7 | 25,22 | 1 | 22,50 | | |
| | | Ges | 9 | 25,15 | 1 | 22,50 | | |
| Interd. Sachb./Sachunt. | M.Ed.Grund | UF M | 10 | 24,82 | 1 | 26,06 | | |
| Interd. Sachb./Sachunt. | M.Ed.Grund | UF W | 73 | 25,63 | 24 | 25,72 | | |
| | | Ges | 83 | 25,53 | 25 | 25,73 | | |
| Interd. Sachb./Sachunt. | M.Ed.Inkl.Päd/Sonp. | EF M | 22 | 27,80 | 8 | 27,45 | | |
| Interd. Sachb./Sachunt. | M.Ed.Inkl.Päd/Sonp. | EF W | 96 | 25,79 | 27 | 25,21 | | |
| | | Ges | 118 | 26,16 | 35 | 25,73 | | |
| Interd. Sachb./Sachunt. | M.Ed.Inkl.Päd/Sonp. | UF W | 1 | 24,58 | | | | |
| | | Ges | 1 | 24,58 | | | | |

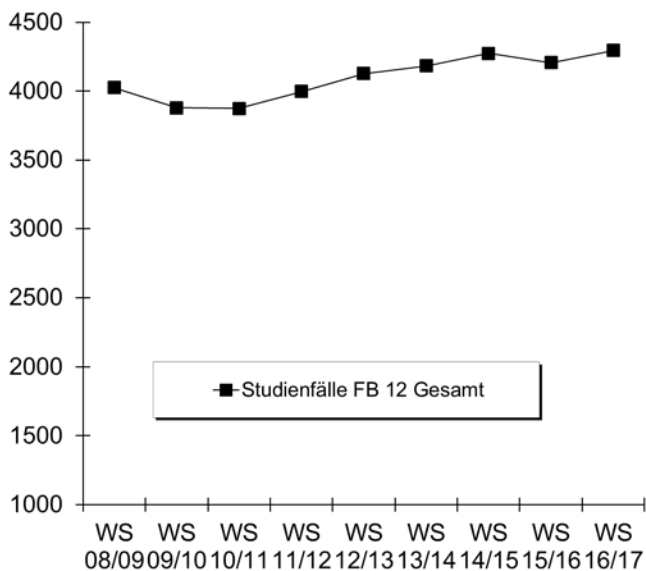
5. Studienfallentwicklung vom WS 08/09 – WS 16/17

a) Studienfälle insgesamt

| | | WS 08/09 | WS 09/10 | WS 10/11 | WS 11/12 | WS 12/13 | WS 13/14 | WS 14/15 | WS 15/16 | WS 16/17 |
|--|------------|-------------|-------------|-------------|-------------|-------------|-------------|-------------|-------------|-------------|
| Studienfälle FB 12 Gesamt | Ges | 4024 | 3878 | 3873 | 3997 | 4127 | 4184 | 4274 | 4206 | 4295 |
| | M | 1165 | 1080 | 1186 | 1218 | 1174 | 1114 | 1148 | 1129 | 1171 |
| | W | 2859 | 2798 | 2687 | 2779 | 2953 | 3070 | 3126 | 3077 | 3124 |
| Arbeitsorientierte Bildung | | 114 | 164 | 195 | 175 | 144 | 101 | 65 | 26 | 11 |
| Bachelor | Ges | 114 | 152 | 168 | 124 | 87 | 39 | 12 | 16 | |
| | M | 41 | 58 | 76 | 61 | 47 | 19 | 5 | 9 | |
| | W | 73 | 94 | 92 | 63 | 40 | 20 | 7 | 7 | |
| Master | Ges | | 12 | 27 | 51 | 57 | 62 | 53 | 10 | 11 |
| | M | | 3 | 8 | 20 | 23 | 30 | 31 | 7 | 7 |
| | W | | 9 | 19 | 31 | 34 | 32 | 22 | 3 | 4 |
| Berufliche Bildung | | | | | | | | 24 | 59 | 76 |
| Master | Ges | | | | | | | 24 | 59 | 76 |
| | M | | | | | | | 22 | 51 | 64 |
| | W | | | | | | | 2 | 8 | 12 |
| Gewerbl. Techn. Wissenschaft | | | | 71 | 69 | 74 | 66 | 56 | 32 | 18 |
| Master | Ges | | | 44 | 60 | 64 | 63 | 55 | 32 | 18 |
| | M | | | 36 | 48 | 52 | 45 | 43 | 24 | 13 |
| | W | | | 8 | 12 | 12 | 18 | 12 | 8 | 5 |
| Gymnasiallehramt | | 710 | 729 | 934 | 694 | 533 | 262 | 141 | | |
| Bachelor Lehramt | Ges | 710 | 729 | 934 | 694 | 533 | 262 | 141 | | |
| | M | 224 | 247 | 339 | 271 | 205 | 111 | 63 | | |
| | W | 486 | 482 | 595 | 423 | 328 | 151 | 78 | | |
| Interd. Sachb. / Sachunter. | | 249 | 397 | 429 | 480 | 562 | 600 | 582 | 555 | 602 |
| Bachelor | Ges | 249 | 286 | 296 | 349 | 413 | 428 | 396 | 315 | 356 |
| | M | 29 | 34 | 47 | 67 | 91 | 96 | 94 | 79 | 99 |
| | W | 220 | 252 | 249 | 282 | 322 | 332 | 302 | 236 | 257 |
| Master | Ges | | 111 | 133 | 131 | 149 | 172 | 186 | 240 | 246 |
| | M | | 12 | 11 | 14 | 19 | 27 | 26 | 38 | 41 |
| | W | | 99 | 122 | 117 | 130 | 145 | 160 | 202 | 205 |
| Erz.Wissenschaft | | 474 | 399 | 293 | 356 | 288 | 335 | 361 | 364 | 360 |
| Bachelor | Ges | | | | 62 | 124 | 164 | 194 | 198 | 203 |
| | M | | | | 7 | 17 | 19 | 24 | 26 | 27 |
| | W | | | | 55 | 107 | 145 | 170 | 172 | 176 |
| Master | Ges | | 20 | 53 | 110 | 131 | 142 | 146 | 149 | 140 |
| | M | | 2 | 4 | 12 | 12 | 12 | 10 | 14 | 16 |
| | W | | 18 | 49 | 98 | 119 | 130 | 136 | 135 | 124 |
| Promotion | Ges | 27 | 35 | 42 | 39 | 33 | 29 | 21 | 17 | 17 |
| | M | 9 | 12 | 16 | 11 | 11 | 6 | 5 | 5 | 3 |
| | W | 18 | 23 | 26 | 28 | 22 | 23 | 16 | 12 | 14 |
| Sonderpäd. Fachr./Inkl. Pädagogik | | 117 | 66 | 42 | 106 | 221 | 290 | 325 | 366 | 389 |
| Bachelor | Ges | | | | 80 | 221 | 290 | 274 | 211 | 191 |
| | M | | | | 12 | 34 | 49 | 44 | 40 | 44 |
| | W | | | | 68 | 187 | 241 | 230 | 171 | 147 |
| Master | Ges | | | | | | | 51 | 155 | 198 |
| | M | | | | | | | 3 | 14 | 22 |
| | W | | | | | | | 48 | 141 | 176 |

Fortsetzung: Studienfälle insgesamt

| | WS 08/09 | WS 09/10 | WS 10/11 | WS 11/12 | WS 12/13 | WS 13/14 | WS 14/15 | WS 15/16 | WS 16/17 |
|------------------------------------|-------------|-------------|-------------|-------------|-------------|-------------|-------------|-------------|-------------|
| Master Education | 193 | 483 | 654 | 739 | 808 | 932 | 998 | 1049 | 1034 |
| Master | | | | | | | | | |
| Ges | 193 | 483 | 654 | 739 | 808 | 932 | 998 | 1049 | 1034 |
| M | 47 | 105 | 161 | 213 | 235 | 257 | 279 | 292 | 295 |
| W | 146 | 378 | 493 | 526 | 573 | 675 | 719 | 757 | 739 |
| BA Bildungswiss Prim/EL | | | | 179 | 431 | 572 | 591 | 556 | 572 |
| | | | | | | | | | |
| Ges | | | | 179 | 431 | 572 | 591 | 556 | 572 |
| M | | | | 31 | 73 | 98 | 103 | 103 | 120 |
| W | | | | 148 | 358 | 474 | 488 | 453 | 452 |
| BA LA-Option Gym/Oberschule | | | | 331 | 647 | 860 | 1044 | 1199 | 1233 |
| | | | | | | | | | |
| Ges | | | | 331 | 647 | 860 | 1044 | 1199 | 1233 |
| M | | | | 134 | 244 | 295 | 370 | 427 | 420 |
| W | | | | 197 | 403 | 565 | 674 | 772 | 813 |



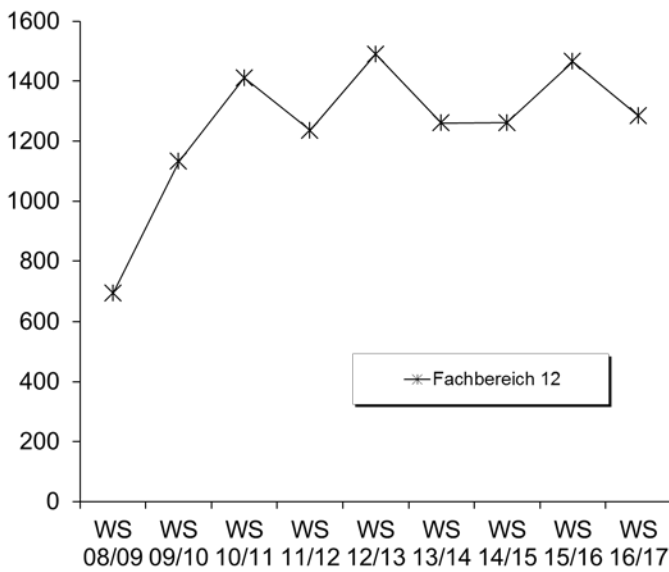
b) Studienfälle im 1. Fachsemester

| Studiengang | Abschluss | | WS 08/09 | WS 09/10 | WS 10/11 | WS 11/12 | WS 12/13 | WS 13/14 | WS 14/15 | WS 15/16 | WS 16/17 |
|----------------------------|------------------|------------|-------------|-------------|-------------|-------------|-------------|-------------|-------------|-------------|-------------|
| Arbeitsorientierte Bildung | M.Ed.Sek (alt) | M | | 1 | 7 | 10 | 6 | 13 | 5 | 1 | |
| | | W | | 8 | 12 | 19 | 10 | 9 | 4 | 1 | |
| | | Ges | | 9 | 19 | 29 | 16 | 22 | 9 | 2 | |
| Arbeitsorientierte Bildung | M.Ed.SP/IP (alt) | M | | | | 1 | 1 | 4 | 2 | | |
| | | W | | | | 3 | 3 | 3 | | | |
| | | Ges | | | | 4 | 4 | 7 | 2 | | |
| Berufliche Bildung | M.Ed.Ber. LF | M | | | | | | | 22 | 19 | 13 |
| | | W | | | | | | | 2 | 5 | 2 |
| | | Ges | | | | | | | 24 | 24 | 15 |
| Erziehungswissenschaft | BA FWmP KF | M | | | | 7 | 10 | 8 | 11 | 9 | 8 |
| | | W | | | | 55 | 57 | 57 | 57 | 50 | 51 |
| | | Ges | | | | 62 | 67 | 65 | 68 | 59 | 59 |
| Erziehungswissenschaft | Master | M | | 2 | 3 | 8 | 6 | 3 | 4 | 6 | 5 |
| | | W | | 18 | 34 | 68 | 50 | 31 | 41 | 50 | 33 |
| | | Ges | | 20 | 37 | 76 | 56 | 34 | 45 | 56 | 38 |

Fortsetzung: Studienfälle im 1. Fachsemester

| Studiengang | Abschluss | | WS 08/09 | WS 09/10 | WS 10/11 | WS 11/12 | WS 12/13 | WS 13/14 | WS 14/15 | WS 15/16 | WS 16/17 |
|----------------------------|----------------------|------------|-------------|-------------|-------------|-------------|-------------|-------------|-------------|-------------|-------------|
| Gewerbl.techn.Wissenschaft | M.Ed.ber. 1.F. (alt) | M | | 21 | 12 | 18 | 21 | 6 | 1 | | |
| | | W | | 7 | 1 | 4 | 3 | 4 | 1 | | |
| | | Ges | | 28 | 13 | 22 | 24 | 10 | 2 | | |
| InkPädagogik/Sonderp | BA BiPEb UF | M | | | | 12 | 23 | 19 | 10 | 12 | 16 |
| | | W | | | | 68 | 123 | 59 | 48 | 46 | 46 |
| | | Ges | | | | 80 | 146 | 78 | 58 | 58 | 62 |
| InkPädagogik/Sonderp | M.Ed.Inkl.P/SP UF | M | | | | | | | 3 | 10 | 8 |
| | | W | | | | | | | 48 | 92 | 54 |
| | | Ges | | | | | | | 51 | 102 | 62 |
| Inters. Sachb./Sachunterr. | BA BiPEb EF | M | | | | 12 | 25 | 19 | 15 | 15 | 18 |
| | | W | | | | 51 | 75 | 57 | 34 | 24 | 44 |
| | | Ges | | | | 63 | 100 | 76 | 49 | 39 | 62 |
| Inters. Sachb./Sachunterr. | BA BiPEb UF | M | | | | 12 | 15 | 10 | 8 | 10 | 16 |
| | | W | | | | 40 | 48 | 38 | 37 | 43 | 56 |
| | | Ges | | | | 52 | 63 | 48 | 45 | 53 | 72 |
| Inters. Sachb./Sachunterr. | M.Ed.Grund (alt) | M | | 7 | 4 | 5 | 6 | 8 | 2 | 2 | |
| | | W | | 49 | 64 | 44 | 56 | 50 | 5 | 7 | |
| | | Ges | | 56 | 68 | 49 | 62 | 58 | 7 | 9 | |
| Inters. Sachb./Sachunterr. | M.Ed.SP/IP (alt) | M | | | | 1 | 2 | 3 | 5 | | |
| | | W | | 10 | 8 | 9 | 20 | 17 | 1 | | |
| | | Ges | | 10 | 9 | 11 | 23 | 22 | 1 | | |
| Inters. Sachb./Sachunterr. | M.Ed.Grund EF | M | | | | | | | | 2 | |
| | | W | | | | | | | 3 | 2 | 1 |
| | | Ges | | | | | | | 3 | 4 | 1 |
| Inters. Sachb./Sachunterr. | M.Ed.Grund UF | M | | | | | | | 3 | 6 | 1 |
| | | W | | | | | | | 21 | 34 | 24 |
| | | Ges | | | | | | | 24 | 40 | 25 |
| Inters. Sachb./Sachunterr. | M.Ed.Inkl.P/SP EF | M | | | | | | | 3 | 9 | 8 |
| | | W | | | | | | | 31 | 52 | 27 |
| | | Ges | | | | | | | 34 | 61 | 35 |
| Inters. Sachb./Sachunterr. | M.Ed.Inkl.P/SP UF | M | | | | | | | | 1 | |
| | | W | | | | | | | | 2 | |
| | | Ges | | | | | | | | 3 | |
| Bachelor | BA BiPEb | M | | | | 30 | 44 | 39 | 29 | 33 | 45 |
| | | W | | | | 147 | 216 | 140 | 140 | 147 | 160 |
| | | Ges | | | | 177 | 260 | 179 | 169 | 180 | 205 |
| Bachelor | BA LA | M | | | | 123 | 119 | 82 | 120 | 123 | 115 |
| | | W | | | | 180 | 209 | 195 | 223 | 272 | 260 |
| | | Ges | | | | 303 | 328 | 277 | 343 | 395 | 375 |
| Master Education | Master LA (Ges) | M | 47 | 67 | 78 | 78 | 92 | 91 | 89 | 90 | 67 |
| | | W | 146 | 261 | 313 | 230 | 249 | 293 | 239 | 291 | 206 |
| | | Ges | 193 | 328 | 391 | 308 | 341 | 384 | 328 | 381 | 273 |
| Fachbereich 12 | | M | 180 | 280 | 377 | 318 | 371 | 307 | 327 | 348 | 320 |
| | W | 512 | 852 | 1034 | 918 | 1119 | 953 | 935 | 1118 | 964 | |
| | Ges | 692 | 1132 | 1411 | 1236 | 1490 | 1260 | 1262 | 1466 | 1284 | |

Fortsetzung: Studienfälle im 1. Fachsemester



6. Studienfallkohorten bis zum WS 14/15

| Arbeitsorient. Bildung M.Ed. Sek | Fachsemester | | | | |
|-------------------------------------|--------------|------|------|-----|-----|
| | <= RSZ | | >RSZ | | |
| | 1 | 2 | 3 | 4 | 5 |
| Kohorte 09/10 | 9 | 7 | 7 | 5 | 1 |
| Schwund in % | | 22% | 22% | 44% | 89% |
| Kohorte 10/11 | 19 | 21 | 15 | 12 | 6 |
| Schwund in % | | -11% | 21% | 37% | 68% |
| Kohorte 11/12 | 29 | 30 | 22 | 17 | 5 |
| Schwund in % | | -3% | 24% | 41% | 83% |
| Kohorte 12/13 | 16 | 25 | 16 | 12 | 6 |
| Schwund in % | | -56% | | 25% | 63% |
| Kohorte 13/14 | 22 | 27 | 21 | 16 | 7 |
| Schwund in % | | -23% | 5% | 27% | 68% |
| Kohorte 14/15 | 9 | 10 | 5 | 4 | 1 |
| Schwund in % | | -11% | 44% | 56% | 89% |

| Arbeitsorient. Bildung M.Ed.SonPä | Fachsemester | | | | |
|--------------------------------------|--------------|------|------|------|-----|
| | <= RSZ | | >RSZ | | |
| | 1 | 2 | 3 | 4 | 5 |
| Kohorte 11/12 | 4 | 3 | 3 | 3 | 2 |
| Schwund in % | | 25% | 25% | 25% | 50% |
| Kohorte 12/13 | 4 | 6 | 6 | 6 | 3 |
| Schwund in % | | -50% | -50% | -50% | 25% |
| Kohorte 13/14 | 7 | 8 | 8 | 8 | 7 |
| Schwund in % | | -14% | -14% | -14% | |
| Kohorte 14/15 | 2 | 2 | 2 | 2 | 2 |
| Schwund in % | | 93% | 93% | 93% | 93% |

Fortsetzung: Studienfallkohorten

| Erziehungswissenschaft Master | Fachsemester | | | | | | | | |
|----------------------------------|--------------|------|-----|-----|---------------------------|-----|-----|-----|-----|
| | <=RSZ | | | | > RSZ/Abgang wg. Abschluß | | | | |
| | 1 | 2 | 3 | 4 | 5 | 6 | 7 | 8 | 9 |
| Kohorte 09/10 | 20 | 24 | 16 | 13 | 10 | 5 | 2 | 1 | 1 |
| Schwund in % | | -20% | 20% | 35% | 50% | 75% | 90% | 95% | 95% |
| Kohorte 10/11 | 37 | 33 | 28 | 27 | 27 | 22 | 14 | 9 | 5 |
| Schwund in % | | 11% | 24% | 27% | 27% | 41% | 62% | 76% | 86% |
| Kohorte 11/12 | 68 | 48 | 42 | 42 | 37 | 30 | 17 | 10 | 4 |
| Schwund in % | | 29% | 38% | 38% | 46% | 56% | 75% | 85% | 94% |
| Kohorte 12/13 | 56 | 55 | 49 | 50 | 44 | 32 | 32 | 32 | 5 |
| Schwund in % | | 2% | 13% | 11% | 21% | 43% | 43% | 43% | 91% |
| Kohorte 13/14 | 34 | 20 | 28 | 29 | 24 | 29 | 7 | | |
| Schwund in % | | 41% | 18% | 15% | 29% | 15% | 79% | | |
| Kohorte 14/15 | 45 | 38 | 37 | 38 | 31 | | | | |
| Schwund in % | | 16% | 18% | 16% | 31% | | | | |

| Erziehungswissenschaft BA FWMP KF | Fachsemester | | | | | | | | |
|--------------------------------------|-----------------------------|-----|-----|-----|-----|-----|------|-----|-----|
| | Abbruch oder Wechsel in RSZ | | | | | | >RSZ | | |
| | 1 | 2 | 3 | 4 | 5 | 6 | 7 | 8 | 9 |
| Kohorte 11/12 | 62 | 67 | 51 | 47 | 45 | 41 | 24 | 17 | 8 |
| Schwund in % | | -8% | 18% | 24% | 27% | 34% | 61% | 73% | 87% |
| Kohorte 12/13 | 67 | 66 | 47 | 47 | 46 | 45 | 24 | 17 | 9 |
| Schwund in % | | 1% | 30% | 30% | 31% | 33% | 64% | 75% | 87% |
| Kohorte 13/14 | 65 | 57 | 49 | 49 | 47 | 46 | 28 | | |
| Schwund in % | | 12% | 25% | 25% | 28% | 29% | 57% | | |
| Kohorte 14/15 | 68 | 68 | 52 | 49 | 47 | | | | |
| Schwund in % | | | 24% | 28% | 31% | | | | |

| InkPädagogik/Sonderp BA BiPeB UF | Fachsemester | | | | | | | | |
|-------------------------------------|-----------------------------|-----|-----|-----|-----|-----|------|-----|------|
| | Abbruch oder Wechsel in RSZ | | | | | | >RSZ | | |
| | 1 | 2 | 3 | 4 | 5 | 6 | 7 | 8 | 9 |
| Kohorte 11/12 | 80 | 79 | 73 | 73 | 71 | 69 | 17 | 11 | |
| Schwund in % | | 1% | 9% | 9% | 11% | 14% | 79% | 86% | 100% |
| Kohorte 12/13 | 146 | 146 | 139 | 137 | 127 | 124 | 63 | 24 | 13 |
| Schwund in % | | | 5% | 6% | 13% | 15% | 57% | 84% | 91% |
| Kohorte 13/14 | 78 | 70 | 69 | 69 | 64 | 63 | 19 | | |
| Schwund in % | | 10% | 12% | 12% | 18% | 19% | 76% | | |
| Kohorte 14/15 | 58 | 54 | 50 | 48 | 43 | | | | |
| Schwund in % | | 7% | 14% | 17% | 26% | | | | |

| Interd. Sachb./Sachunterr. BA BiPeB EF | Fachsemester | | | | | | | | |
|---|-----------------------------|-----|-----|-----|-----|-----|------|-----|-----|
| | Abbruch oder Wechsel in RSZ | | | | | | >RSZ | | |
| | 1 | 2 | 3 | 4 | 5 | 6 | 7 | 8 | 9 |
| Kohorte 11/12 | 63 | 61 | 56 | 55 | 55 | 51 | 14 | 12 | 2 |
| Schwund in % | | 3% | 11% | 13% | 13% | 19% | 78% | 81% | 97% |
| Kohorte 12/13 | 99 | 98 | 89 | 85 | 79 | 74 | 19 | 15 | 9 |
| Schwund in % | | 1% | 10% | 14% | 20% | 25% | 81% | 85% | 91% |
| Kohorte 13/14 | 75 | 68 | 61 | 57 | 54 | 52 | 22 | | |
| Schwund in % | | 9% | 19% | 24% | 28% | 31% | 71% | | |
| Kohorte 14/15 | 49 | 39 | 31 | 29 | 26 | | | | |
| Schwund in % | | 20% | 37% | 41% | 47% | | | | |

| Interd. Sachb./Sachunterr. BA BiPeB UF | Fachsemester | | | | | | | | |
|---|-----------------------------|------|------|------|-----|-----|------|-----|-----|
| | Abbruch oder Wechsel in RSZ | | | | | | >RSZ | | |
| | 1 | 2 | 3 | 4 | 5 | 6 | 7 | 8 | 9 |
| Kohorte 11/12 | 52 | 52 | 48 | 46 | 42 | 42 | 13 | 9 | 4 |
| Schwund in % | | | 8% | 12% | 19% | 19% | 75% | 83% | 92% |
| Kohorte 12/13 | 63 | 64 | 55 | 53 | 49 | 46 | 11 | 7 | 4 |
| Schwund in % | | -2% | 13% | 16% | 22% | 27% | 83% | 89% | 94% |
| Kohorte 13/14 | 48 | 49 | 46 | 44 | 38 | 35 | 13 | | |
| Schwund in % | | -2% | 4% | 8% | 21% | 27% | 73% | | |
| Kohorte 14/15 | 45 | 54 | 52 | 50 | 46 | | | | |
| Schwund in % | | -20% | -16% | -11% | -2% | | | | |

Fortsetzung: Studienfallkohorten

| Interd.Sachb./Sachu. M.Ed. Grund | Fachsemester | | | | |
|-------------------------------------|--------------|------|------|-----|-----|
| | <= RSZ | | >RSZ | | |
| | 1 | 2 | 3 | 4 | 5 |
| Kohorte 09/10 | 56 | 55 | 29 | 11 | 6 |
| Schwund in % | | 2% | 48% | 80% | 89% |
| Kohorte 10/11 | 68 | 70 | 40 | 19 | 3 |
| Schwund in % | | -3% | 41% | 72% | 96% |
| Kohorte 11/12 | 49 | 49 | 27 | 11 | 8 |
| Schwund in % | | | 45% | 78% | 84% |
| Kohorte 12/13 | 62 | 61 | 40 | 23 | 10 |
| Schwund in % | | 2% | 35% | 63% | 84% |
| Kohorte 13/14 | 58 | 68 | 51 | 23 | 11 |
| Schwund in % | | -17% | 12% | 60% | 81% |
| Kohorte 14/15 | 7 | 9 | 8 | 6 | 4 |
| Schwund in % | | -29% | -14% | 14% | 43% |

| Interd.Sachb./Sachu. M.Ed.SonPä | Fachsemester | | | | | | |
|------------------------------------|--------------|------|------|------|------|-----|-----|
| | <= RSZ | | | | >RSZ | | |
| | 1 | 2 | 3 | 4 | 5 | 6 | 7 |
| Kohorte 09/10 | 10 | 12 | 12 | 13 | 9 | 5 | 5 |
| Schwund in % | | -20% | -20% | -30% | 10% | 50% | 50% |
| Kohorte 10/11 | 9 | 9 | 11 | 11 | 7 | 3 | 2 |
| Schwund in % | | | -22% | -22% | 22% | 67% | 78% |
| Kohorte 11/12 | 11 | 11 | 10 | 10 | 9 | 6 | 1 |
| Schwund in % | | | 9% | 9% | 18% | 45% | 91% |
| Kohorte 12/13 | 23 | 21 | 20 | 20 | 16 | 13 | 9 |
| Schwund in % | | 9% | 13% | 13% | 30% | 43% | 61% |
| Kohorte 13/14 | 22 | 23 | 23 | 24 | 19 | 10 | 2 |
| Schwund in % | | -5% | -5% | -9% | 14% | 83% | 97% |
| Kohorte 14/15 | 1 | 1 | 1 | 1 | 1 | | |
| Schwund in % | | | | | | | |

7. Abschlussprüfungen im Prüfungsjahr 2016 (01.10.2015-30.09.2016)

| Fach | Abschluss | WS 15/16 | | | SoSe 16 | | | Prüfungsjahr 2016 | | |
|-------------------------------|-----------------------|-----------|------------|------------|-----------|------------|------------|-------------------|------------|------------|
| | | M | W | Ges | M | W | Ges | M | W | Ges |
| Arbeitsorientierte Bildung | 1 Fach B.A. FBW | 1 | 1 | 2 | | 1 | 1 | 1 | 2 | 3 |
| Arbeitsorientierte Bildung | 1 Fach Master Ed. Alt | 3 | 4 | 7 | 3 | | 3 | 6 | 4 | 10 |
| Arbeitsorientierte Bildung | 2 Fach Master Ed. Alt | 3 | 2 | 5 | | 1 | 1 | 3 | 3 | 6 |
| Berufliche Bildung | M.Ed.berufl. 1.LF | 2 | | 2 | 5 | 2 | 7 | 7 | 2 | 9 |
| Erziehungs. Und Bildungswiss. | BA FwM P KF | | 12 | 12 | 3 | 14 | 17 | 3 | 26 | 29 |
| Erziehungs. Und Bildungswiss. | Master | 1 | 18 | 19 | | 18 | 18 | 1 | 36 | 37 |
| GTW | 2 Fach Master Ed. Alt | 2 | | 2 | | | | 2 | | 2 |
| GTW | 1 Fach Master Ed. Alt | 3 | | 3 | | | | 3 | | 3 |
| Inklusive Pädagogik | BA BiPEb 1. UF | 8 | 71 | 79 | 1 | 34 | 35 | 9 | 105 | 114 |
| Inklusive Pädagogik | MEd.InkIPä 1.UF | | | | | 22 | 22 | | 22 | 22 |
| Interd. Sachb./Sachunterricht | BA BiPEb 2. UF | 4 | 18 | 22 | | 18 | 18 | 4 | 36 | 40 |
| Interd. Sachb./Sachunterricht | BA BiPEb EF | 10 | 41 | 51 | | 18 | 18 | 10 | 59 | 69 |
| Interd. Sachb./Sachunterricht | 2 Fach B.A. FBW | | 6 | 6 | | 1 | 1 | | 7 | 7 |
| Interd. Sachb./Sachunterricht | 1 Fach Master Ed. Alt | | | | | 1 | 1 | | 1 | 1 |
| Interd. Sachb./Sachunterricht | 2 Fach Master Ed. Alt | 4 | 18 | 22 | 3 | 10 | 13 | 7 | 28 | 35 |
| Interd. Sachb./Sachunt. | M.Ed.Grund 2.UF | | | | | 10 | 10 | | 10 | 10 |
| Interd. Sachb./Sachunt. | MEd.InkIPä EF | | | | | 15 | 15 | | 15 | 15 |
| FB Gesamt | | 41 | 191 | 232 | 15 | 165 | 180 | 56 | 356 | 412 |

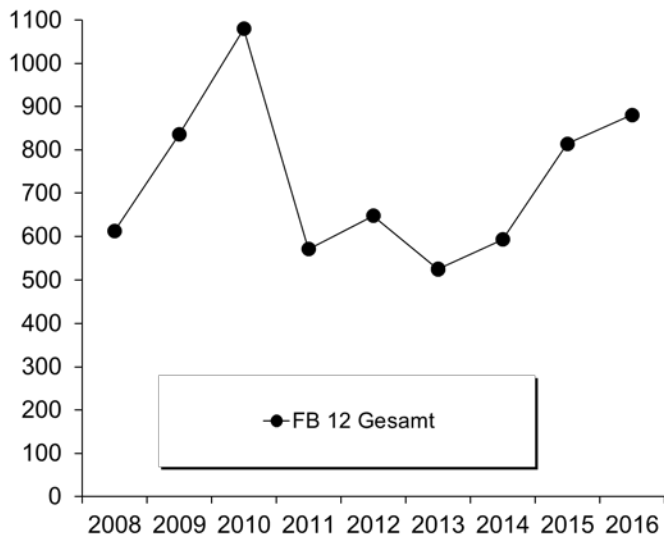
8. Absolventen: Studiendauer und Alter im Prüfungsjahr 2016

| Fach | Abschluss | Anz | Studiendauer | | Alter | |
|-------------------------------|-----------------|-----|--------------|--------|-------|--------|
| | | | MW | Median | MW | Median |
| Arbeitsorientierte Bildung | 1 Fach B.A. FBW | 3 | 11 | 11 | 36,06 | 32,05 |
| Arbeitsorientierte Bildung | 1 Fach MEd. alt | 10 | 4,5 | 5 | 26,48 | 26,54 |
| Erziehungs- und Bildungswiss. | Master | 37 | 6,35 | 6 | 28,23 | 27,81 |
| GTW | 1 Fach MEd. alt | 3 | 4 | 4 | 32,63 | 28,79 |
| Interd.Sachb./Sachunt. | 1 Fach MEd. alt | 1 | 6 | 6 | 31,99 | 31,99 |
| Inklusive Pädagogik | BA BiPEb 1. UF | 114 | 6,23 | 6 | 25,59 | 24,23 |
| Inklusive Pädagogik | 1 Fach MEd. neu | 22 | 4 | 4 | 29,12 | 26,06 |

9. Absolventen im Zeitverlauf vom Prüfungsjahr 2008-2016

| Fach | Abschluss | | 2008 | 2009 | 2010 | 2011 | 2012 | 2013 | 2014 | 2015 | 2016 |
|--------------------------------|----------------------|------------|------------|------------|-------------|------------|------------|------------|------------|------------|------------|
| Arbeitsorientierte Bildung | 1 Fach B.A. FBW | M | | | 2 | 3 | 7 | 7 | 16 | 1 | 1 |
| | | W | | 1 | 7 | 5 | 19 | 18 | 7 | 2 | 2 |
| | | Ges | | 1 | 9 | 8 | 26 | 25 | 23 | 3 | 3 |
| Arbeitsorientierte Bildung | 1. F. Master Ed. Alt | M | | | | 2 | 9 | 5 | 11 | 6 | |
| | | W | | | | 4 | 3 | 9 | 15 | 11 | 4 |
| | | Ges | | | | 4 | 5 | 18 | 20 | 22 | 10 |
| B.A. FBW | | M | | 13 | 21 | 16 | 26 | 34 | 37 | 7 | 3 |
| | | W | | 118 | 129 | 75 | 131 | 158 | 122 | 27 | 18 |
| | | Ges | | 131 | 150 | 91 | 157 | 192 | 159 | 34 | 21 |
| BA BiPeB | | M | | | | | | | 1 | 10 | 15 |
| | | W | | | | | | | 33 | 119 | 165 |
| | | Ges | | | | | | | 34 | 129 | 180 |
| BA LA Gym/OS | | M | | | | | | | 8 | 38 | 56 |
| | | W | | | | | | | 18 | 121 | 116 |
| | | Ges | | | | | | | 26 | 159 | 172 |
| Erz.wissenschaft/Bildungswiss. | Master | M | | | | | | | 2 | 4 | 1 |
| | | W | | | | | | | 22 | 35 | 36 |
| | | Ges | | | | | | | 24 | 39 | 37 |
| GTW | 1. F. Master Ed. Alt | M | | | | 5 | 10 | | | 4 | 3 |
| | | W | | | | 1 | 3 | | | 3 | |
| | | Ges | | | | 6 | 13 | | | 7 | 3 |
| Inklusive Pädagogik | BA BiPEb 1. UF | M | | | | | | | 1 | 5 | 9 |
| | | W | | | | | | | 21 | 63 | 105 |
| | | Ges | | | | | | | 22 | 68 | 114 |
| Inklusive Pädagogik | MED.InkIPä 1.UF | M | | | | | | | | | |
| | | W | | | | | | | | | 22 |
| | | Ges | | | | | | | | | 22 |
| Interd.Sachb./Sachunterricht | 1. F. Master Ed. Alt | M | | | | | | 1 | | | |
| | | W | | | | | 2 | 3 | | 1 | 1 |
| | | Ges | | | | | 2 | 4 | | 1 | 1 |
| Master Education alt und neu | | M | | 7 | 17 | 30 | 50 | 53 | 65 | 88 | 78 |
| | | W | | 22 | 80 | 186 | 174 | 199 | 220 | 264 | 240 |
| | | Ges | | 29 | 97 | 216 | 224 | 252 | 285 | 352 | 318 |
| FB 12 Gesamt | | M | 154 | 225 | 249 | 153 | 175 | 116 | 135 | 168 | 172 |
| | | W | 458 | 611 | 831 | 418 | 473 | 409 | 458 | 646 | 709 |
| | | Ges | 612 | 836 | 1080 | 571 | 648 | 525 | 593 | 814 | 881 |

Fortsetzung: Absolventen im Zeitverlauf



IV. Abkürzungsverzeichnis

| Abkürzung | Bezeichnung |
|-------------------------------------|---|
| (OL) | Kooperation mit der Universität Oldenburg |
| ´-wiss. | ´-wissenschaften |
| 1. F. | 1. Fach (Hauptfach) |
| 2. F. | 2. Fach (Nebenfach) |
| Abendgmn | Abendgymnasium |
| Abs | Abschlußprüfung |
| ∅ | Mittelwert |
| Akad. | Akademisch |
| allg. | allgemeine |
| Aufb. Eur. Recht | Aufbaustudiengang Europäisches Recht |
| Ausl./ausländ. | ausländische |
| auss. | außerhalb |
| B.A. FBW | Bachelor Fachbezogene Bildungswissenschaft (Elementar-, Grundschul- und Sekundarschulbereich) |
| BA | Bildungsausländer |
| BA BiPEb/ BA Bildungswiss. Prim/Ele | Bachelor Bildungswissenschaften des Primar- und Elementarbereichs |
| BA FwM/ BA Fachwiss. Mit Profilb. | Fachwissenschaftlicher Bachelor mit Profildbereich |
| BA LA/ BA LA Opt. Gym/Obersch. | Bachelor mit Lehramtsoption Gymnasium/Oberschule |
| ber. Fach. | berufspädagogische Fachrichtung |
| best. | bestanden |
| Betr.-Wirtschaftslehre | Betriebswirtschaftslehre |
| Beur./Beurl. | Beurlaubte |
| Beweg.kultur | Bewegungskultur |
| BHP | Bremer Hochschulprogramm |
| Bibl. Gesch./ Rel. K. | Biblische Geschichte/ Religionskunde |
| BP | Berufspädagogik |
| cl | cum laude |
| Comm.a.Inf.Technology | Communication and Information Technology |
| Comp.Eur.Law | Comperative & European Law |
| dav. | davon |
| DENGO | Development Policy with Focus On Non Government Organisations |
| DFG | Deutsche Forschungsgemeinschaft |
| Dig. Medien | Digitale Medien |
| EF | Ergänzungsfach |
| EGW | Eziehungs- und Gesellschaftswissenschaft |
| ENRO | Entwicklungspolitik von Nichtregierungsorganisationen |
| Environm. | Environmental |
| Ersteinschr. | Ersteinschreiber |
| Erw. | Erweiterungs- / Ergänzungsprüfung |
| Erz. U. Ges.wiss. | Eziehungs- und Gesellschaftswissenschaft |
| E-Tech. u. Inform.-tech. | Elektrotechnik und Informationstechnik |
| EU | Europäische Union |
| Eur. Recht | Europäisches Recht |
| fachgeb. | fachgebunden |
| fachgeb. HS Reife | fachgebundene Hochschulreife |
| Fachhochschr | Fachhochschulreife |
| Fachr. | Fachrichtung |
| Fachschr/ Fachgeb | fachgebundene Hochschulreife |
| FB | Fachbereich |
| fg | fachgebundene |
| FH | Fachhochschule |
| FHR | Fachhochschulreife |
| Fortg. | Fortgeschritten |
| Frauen- /Geschlechtst. (OL) | Frauen- und Geschlechterstudien (in Oldenburg) |
| FS | Fachsemester |

Fortsetzung: Abkürzungsverzeichnis

| Abkürzung | Bezeichnung |
|-------------------------|---|
| G | Geschlecht |
| Ges | Gesamt |
| Ges.wiss./Gesundh.Wiss. | Gesundheitswissenschaft |
| Grad. School | Graduate School of Social Science |
| Grd.stud. | Grundstudium |
| GTW | Gewerblich Technische Wissenschaft |
| GW | Geisteswissenschaft |
| HF | Hauptfach |
| HS | Hochschulsemester |
| HSP | Hochschulsonderprogramm |
| HSR | Hochschulreife |
| HWP | Hochschul- und Wissenschaftsprogramm |
| HZB | Hochschulzugangsberechtigung |
| i.d.R. | in der Regel |
| incl. | inclusive |
| Inf.-tech./Inform.tech. | Informationstechnik |
| InformAutoEngineering | Information and Automation Engineering |
| Int. Econ. Rel | International Economic Relations |
| Integr. | Integriert |
| integr. | integrierte |
| Intern. WiWi | Internationale Wirtschaftsbeziehungen und Internationales Management |
| ISATEC | International Studys in Aquatic Tropical Ecology |
| ISP | Investitionssonderprogramm |
| k.A. / keine Ang. | keine Angabe |
| KF | Komplementärfach |
| Koop | Kooperation |
| Kulturgesch.Osteur. | Kulturgeschichte Osteuropa |
| Kunst und Kulturverm. | Kunst und Kulturvermittlung |
| LA | Lehramt |
| LF | Lehramtsfach |
| LfbA | Lehrkraft für besondere Aufgaben |
| Lit.wiss. | Literaturwissenschaften |
| M | männlich |
| M.Ed. Grund | Master of Education Grundschule |
| M.Ed. Gym. | Master of Education Gymnasium |
| M.Ed. Sek. | Master of Education Sekundarschule |
| M.Ed. SonPä | Master of Education Sonderpädagogik inklusive Pädagogik |
| M.Ed.berufl. | Master of Education Berufliche Schulen |
| M.Ed.GTW ETI | Master Education in Gewerbl. technische Wiss. Elektrotechnik-Informatik |
| M.Ed.GTW MT | Master Education in Gewerblich technische Wissenschaft Metalltechnik |
| M.Sc. | Master of Science |
| Mag. Aufb. | Magister |
| Mag. Aufb. | Magister Aufbaustudiengang |
| mcl | magna cum laude |
| MINT | M athematik, I nformatik, N aturwissenschaft und T echnik |
| MW | Mittelwert |
| Naturw./NW | Naturwissenschaft |
| Neuein. | Neueinschreiber |
| NF | Nebenfach |
| Nichtwiss. | Nichtwissenschaftlich |
| Niederländ. Phil. (OL) | Niederländische Philologie (in Oldenburg) |
| oA | ohne Angabe |
| P / Pfl. | Pflegewissenschaft |
| päd./Päd. | Pädagogik |
| PF | Profilfach |
| Prod. Engineering | Production Engineering |
| Prod.Tech. | Produktionstechnik |
| Prom. | Promotion |

Fortsetzung: Abkürzungsverzeichnis

| Abkürzung | Bezeichnung |
|-------------------------|---|
| Prop. Pflege. | Propädeutikum Pflegewissenschaft |
| Public H./Pflw. SP | Public Health/Pflegewissenschaften Schwerpunkt... |
| r | rite |
| Rel. K. | Religionskunde |
| Rf | Reife |
| RSZ | Regelstudienzeit |
| Rückmeld. | Rückmelder |
| SA | Sachausgaben |
| Schreib | Schreibkräfte |
| scl | summa cum laude |
| Sek I | Sekundarstufe 1 |
| Sek II | Sekundarstufe 2 |
| Sek II, ber. | Sekundarstufe 2 berufliche Fachrichtung |
| slaw. | slawistische |
| Sonderpaed. Fachr. | Sonderpädagogische Fachrichtung |
| SoPro | Sonderprogramme |
| Soz.arbeitsw. | Sozialarbeitswissenschaft |
| Soz.Päd. | Sozialpädagogik |
| Sozialforschg | Sozialforschung |
| SS/SoSe | Sommersemester |
| Staatsex. | Staatsexamen |
| Stadt- u. Regionalentw. | Stadt- und Regionalentwicklung |
| Stud. | Studierende |
| SW | Sozialwissenschaft |
| T.Euro | Tausend Euro |
| TZ | Teilzeit |
| UF | Unterrichtsfach |
| Versich. | Versicherungen |
| Vertief. | Vertiefungsrichtung |
| Verw | Verwaltungsmitarbeiter |
| VF | Vollfach |
| VZ | Vollzeit |
| VZÄ | Vollzeitäquivalente |
| W | weiblich |
| WB/Weiterb. | Weiterbildung |
| WS | Wintersemester |
| WWN | Förderung des weiblichen wissenschaftlichen Nachwuchses |
| Zus | Zusatzstudium |
| Zw/ZW/ZWPrfg | Zwischenprüfung |
| Zweit. | Zweitstudium |

